





VOL. 8

SPECTIS™ MOULDERS INC.

Custom Polyurethane Products





SPECTIS MOULDERS INC.
TEAMS UP WITH
This Old House®
THE CARLISLE PROJECT
TO PROVIDE CUSTOM MADE HISTORIC TRIM WITH CONTEMPORARY STYLE



Photo credit: Peter Ross

THIS OLD HOUSE®, television's pioneer home improvement series, celebrated 25 years with one of their most ambitious projects. The Carlisle project takes an 1849 Greek Revival-style farmstead in the suburban Boston area from simple to modern with historical depth. *This Old House*'s specialized team of experts brings the historic Bradford Heald property into the new millennium while maintaining the desirable style and detail of rural New England.

True to our company policy of "***We will build anything!***" Spectis Moulders Inc, along with local supplier, Architectural Elements of Boxborough, MA created custom trim, casings and mouldings for this landmark project.

Merging the benefits of Polyurethane Mouldings with Spectis' ability to deliver true-to-period custom design and detailing provided an end product that truly unites the historic with the contemporary.

SPECTIS™
MOULDERS INC.
Custom Polyurethane Products

This Old House and *This Old House* Window are registered trademarks of This Old House Ventures, Inc. Used with permission.



WE WILL BUILD ANYTHING!

At Spectis Moulders Inc., we specialize in producing unique custom moulded and fabricated products. Combining this ability with our extensive line of over 5500 moulded catalogue items, it is easy to make any project unique. Our company policy is ***"We will build anything!"*** With all of our employees and manufacturing located in North America, Spectis Moulders can work from the very simplest of sketches to produce custom products within as little time as one week.

We have complete design, engineering, and drafting capabilities, which enable Spectis to develop and produce just about any product imaginable with impeccable detail and quality. In addition to craftsmen of the highest skill, we utilize the most advanced CAD and CAM technologies available, such as AutoCad, AlphaCam, and MicroVellum to produce 2D Drawings, advanced 3D models, and NC code that is cut on the most advanced CNC equipment.

We have been contracted to produce products for countless prestigious residential, commercial, and historic projects, such as Harvard University and The Waurengan Hotel. We have produced items such as statuary, ornamentation, faux log siding, faux hewn beams, structural members, crown mouldings, balustrade system, columns, corbels, brackets, entrance systems, niches, one of a kind ceiling medallions, custom signs, faux bamboo, window components, and countless others.

EX-LARGE MOULDING
3'0" h. x 3'0" p. x 12'0" l.
This very large moulding (above) was manufactured for a private residence.

EX-LARGE CORBEL
6'0" h. x 3'0" p. x 2'8" w.
This large corbel (left) was custom manufactured by Spectis & installed in the BEAU RIVAGE CASINO in Biloxi,Miss., U.S.A.

SPECTIS™
MOULDERS INC.
Custom Polyurethane Products

TABLE *of* CONTENTS

BUILDING GREENER SPACES — 2

BALUSTRADE SYSTEMS
Balusters, Railings, Newel Posts, Caps & Balls, Hardware — 3 - 37

BLOCKS, BRACKETS & GINGERBREADS — 39 - 102

COLUMNS & PORCH POSTS — 103 - 110

ENTRANCE & WINDOW SYSTEMS
Window Headers, Sunbursts, Keystones & Arches — 104 - 126

LOUVRES
Open & Closed — 127 - 132

MEDALLIONS
Rings, Ceiling Panels & Rossettes — 133 - 142

MISCELLANEOUS
Specialty Windows, Finials, Festoons & Tassels, Bamboo, Cupola, Trellis/Arbors & Others — 143 - 155

MOULDINGS
Interior & Exterior Designs Flexible Moulding — 157 - 242

NICHES — 243 - 245

SHUTTERS — 247 - 250

TEXTURE PRODUCTS — 251 - 253

BEFORE AND AFTER — 254 - 255

CUSTOM PRODUCT INFORMATION — 256 - 257

GFRG,GFRC & POLYURETHANE PRODUCTS
(Glass Fibre Reinforced Gypsum and Concrete) — 258

SPECIFICATION — 259

INSTALLATION INSTRUCTIONS — 260 - 273

PRODUCT INDEX — 274 - 284

TESTIMONIALS — 285

ORDER FORMS — 286 - 287

SOME OF OUR FINE CUSTOMERS — Inside Back Cover

BUILDING GREENER SPACES

SPECTIS™
MOULDERS INC.
Custom Polyurethane Products

We, at **Spectis Moulders Inc.**,
are committed to providing the highest level
of quality in each of the over 5,500 items that we produce.

Through continual development of both processes and materials,
we have been able to provide significant product improvements while
simultaneously reducing the impact on the environment.

Since our inception, we made a commitment to use only products that demonstrate the highest level of performance benefits. Often these performance benefits are achieved by utilizing materials that are more environmentally friendly. An example of such a change is our commitment to coating all of our products with water base paints, which reduces the greenhouse effect and exceeds government VOC regulations. The use of water based coatings not only virtually eliminate VOC emissions but also increase adhesion, UV protection, and recoating performance of the coatings.

Our polyurethane products are created from a chemical reaction that uses water, not CFC's, HCFC's, or any other ozone depleting compounds, to produce the foaming action.

All of our products are chemically stable and non-reactive, and do not emit toxic gases.

Spectis uses materials that contain post-consumer content which reduces landfill loading.

Also, all of our waste materials are routed for recycling.



Fire Rated Products

In addition to our standard polyurethane products, Spectis offers polyurethane products with either a Class A or Class B fire rating as tested by Underwriters Laboratories in accordance with UL 723, "Test for Surface Burning Characteristics of Building Materials".

If your project requires non-combustible products, Spectis also manufactures most of its extensive catalogue items in both glass fibre reinforced gypsum (GFRG) and glass fibre reinforced concrete. (GFRC) For your next project, which requires Fire ratings, call your Spectis Customer Service Representative for more information and pricing.

SPECTIS™
MOULDERS INC.
Custom Polyurethane Products

BALUSTRADE SYSTEMS





BALUSTRADE SYSTEMS

NOTICE :

SPECTIS ADHESIVE MUST BE USED ON ALL BEDDING/BUTT JOINTS.

SPECTIS RESERVES THE RIGHT TO HOLLOW OUT THE BACK OF ANY PRODUCT WITHOUT NOTICE. SOME PRODUCTS MAY BE MADE AS ASSEMBLIES.

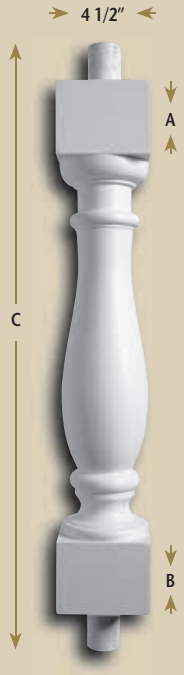

BAL 2000 SERIES

	A	B	C	Max Repeat
BAL 2000-16	2"	2"	16"	6 9/16"
BAL 2000-20	2 1/2"	2 1/4"	20"	6 9/16"
BAL 2000-22	2 1/4"	2 1/2"	22"	6 9/16"
BAL 2000-22EXT30	6 1/2"	6 1/2"	30"	6 9/16"
BAL 2000-25	3 1/2"	3 1/2"	25"	6 9/16"
BAL 2000-25EXT33	7 1/2"	7 1/2"	33"	6 9/16"
BAL 2000-25EXT35	8 1/2"	8 1/2"	35"	6 9/16"
BAL 2000-28	3 1/2"	3 1/2"	28"	6 1/2"
BAL 2000-30	3 1/2"	3 1/2"	30"	6 7/16"
BAL 2000-30EXT36	6 1/2"	6 1/2"	36"	6 1/2"

For Fossil Stone styles of this baluster refer to BAL 2031FS on page 10

BALUSTER DISPLAY UNITS



BD 100
Including RAL 2100T, RAL 2100B railing with two BAL 2000-25 balusters

BD 101
Including RAL 2100T, RAL 2100B railing with one BAL 2000-25 and one BAL 2031-25FS baluster



BAL 2001-25
- 6 7/8" Max. Repeat



BAL 2002-20
- Does not meet 4" Ball Rule

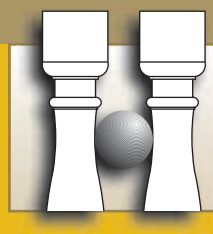

4" BALL RULE

To meet most building code regulations a 4" ball can't pass through the widest opening between balusters. Purchaser must check for system suitability in their area. Spectis makes no guarantee of suitability on any specific application.





BAL 2005 SERIES

	A	B	C	Max Repeat
BAL 2005-20	2 1/2"	3"	20"	6 5/16"
BAL 2005-20EXT23	4"	4 1/2"	23"	6 5/16"
BAL 2005-20EXT26	6"	6"	26 1/2"	6 5/16"
BAL 2005-20EXT32	8 1/2"	9"	32"	6 3/8"



Note:

- BAL 2000-25 assembled using RAL 2100T & 2100B spaced at the 4" Ball Rule, exceeds BOCA requirements for guard railing design in a 10' assembly. Call for information.
- PIPE EXTENDS 1" FROM END OF BALUSTERS. Measurements are SPECIFIC for each baluster.
- Balusters and railings are reinforced with PVC, steel, aluminum or fiberglass.
- *See pages 263-265 for complete balustrade installation instructions.*



BAL 2006 -32
- 5 1/4" Max. Repeat



BAL 2007-30
- 6 1/8" Max. Repeat



BAL 2008-18
- 5 7/8" Max. Repeat



Photo above illustrates the following Spectis products: baluster BAL 2000-25, rail RAL 2100T&B and custom newel post & newel cap.



BALUSTRADE SYSTEMS

NOTICE :

SPECTIS ADHESIVE MUST BE USED ON ALL BEDDING/BUTT JOINTS.



BAL 2009 SERIES

	A	B	C	Max Repeat
BAL 2009-24	2″	2 1/4″	24″	5 3/16″
BAL 2009-26	2″	2 1/4″	26″	5 3/16″



Photo illustrates the use of the following Spectis products: BAL 2019, and RAL 2105T & B.



BAL 2010-31
- Does not meet 4″ Ball Rule



BAL 2011-20
- 6 13/16″ Max. Repeat



BAL 2012-25
BAL 2012-25FS
- Does not meet 4″ Ball Rule

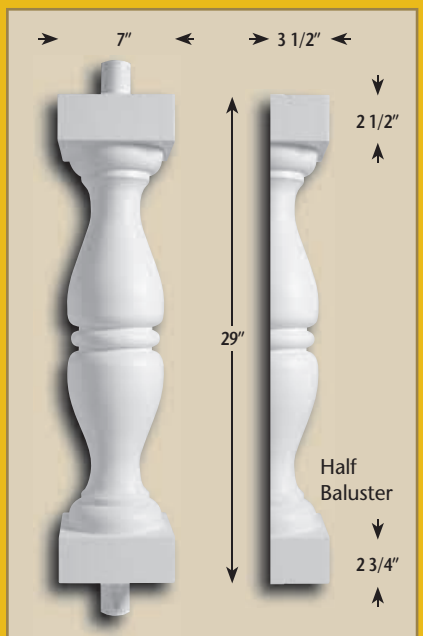

BAL 2013-29 **BAL 2013-29H**
- Does not meet 4″ Ball Rule

1 • 8 0 0 • 6 8 5 • 9 9 8 1

BALUSTRADE SYSTEMS



NOTE :

PIPE EXTENDS 1" FROM END OF BALUSTERS.
Measurements are SPECIFIC for each baluster.



BAL 2014-24
- 7 7/16" Max. Repeat



- 1 3/4" x 1 3/4"

BAL 2015-14
BAL 2015-14.5
BAL 2015-14.75
BAL 2015-18.5
BAL 2015-20
BAL 2015-21
BAL 2015-24
BAL 2015-28
BAL 2015-32
BAL 2015-34
BAL 2015-36
BAL 2015-37.25
BAL 2015-37.75
BAL 2015-48
BAL 2015-58
BAL 2015-63

BAL 2015
- 5 5/8" Max. Repeat



BAL 2016-27
- Does not meet 4" Ball Rule



BAL 2017-22
- 6 3/16 Max. Repeat



- 2 1/2" x 2 1/2"

BAL 2018-12
BAL 2018-12.25
BAL 2018-14
BAL 2018-20
BAL 2018-25
BAL 2018-25P
- 7/12 Pitch

BAL 2018-27
BAL 2018-28
BAL 2018-30
BAL 2018-31
BAL 2018-32

BAL 2018
- 6 3/8" Max. Repeat



BAL 2019 SERIES

	A	B	C	Max Repeat
BAL 2019-15	2 3/4"	2 3/4"	15"	5 1/16"
BAL 2019-16	3"	3"	16"	5"
BAL 2019-18	3 1/8"	3 1/8"	18"	5"
BAL 2019-20	3 1/2"	3 1/2"	20"	5"
BAL 2019-20EXT27	7"	7"	27"	5"
BAL 2019-20EXT22	4 3/8"	4 1/2"	22"	5"
BAL 2019-24	4"	4"	24"	5 1/16"
BAL 2019-26	4"	4"	26"	5 1/16"
BAL 2019-28	4"	4"	28"	5 1/16"
BAL 2019-28EXT32	6"	6"	32"	5 1/16"
BAL 2019-28EXT36	8"	8"	36"	5 1/16"
BAL 2019-30	3 3/4"	3 3/4"	30"	5"
BAL 2019-30EXT	6 3/8"	6 3/8"	30"	5"
BAL 2019-30EXT40	8 3/4"	8 3/4"	40"	5 1/16"
BAL 2019-32	5"	5"	32"	5 1/8"
BAL 2019-34	5"	5"	34"	4 13/16"
BAL 2019-34EXT36	6"	6"	36"	5 1/16"



BALUSTRADE SYSTEMS

NOTICE :

SPECTIS ADHESIVE MUST BE USED ON ALL BEDDING/BUTT JOINTS.

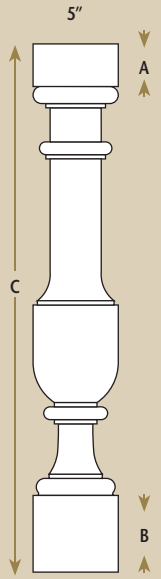

BAL 2020 SERIES

	A	B	C	Max Repeat
BAL 2020-31	2 1/2″	4 1/2″	31″	6 7/8″
BAL 2020-36	2 1/2″	4 1/2″	36″	6 7/8″



BAL 2021 SERIES

	A	B	C	Max Repeat
BAL 2021-28	2 3/8″	2 3/8″	28″	6 1/4″
BAL 2021-38	7 1/2″	7 1/2″	38″	6 1/4″



BAL 2022 SERIES

	A	B	C	Max Repeat
BAL 2022-21	2 1/2″	2 3/4″	21″	6 3/8″
BAL 2022-21EXT23	3 1/2″	3 3/4″	23″	6 3/8″
BAL 2022-24	2 1/2″	2 3/4″	24″	6 3/8″



Photo left illustrates the use of the following Spectis products: baluster BAL 2000-25 and curved rail RAL 2100 top & bottom.



BAL 2023-18

- 4 13/16″ Max. Repeat



NOTE :

PIPE EXTENDS 1" FROM END OF BALUSTERS.
Measurements are SPECIFIC for each baluster.



BAL 2024 SERIES

	A	B	C	Max Repeat
BAL 2024-26	3 5/8"	3 5/8"	26"	5"
BAL 2024-26EXT36	8 5/8"	8 5/8"	36"	5"



BAL 2025 SERIES

	A	B	C	Max Repeat
BAL 2025-23	4 3/8"	4 1/2"	22 7/8"	6 1/2"
BAL 2025-25	4 1/8"	4 3/8"	25"	6 1/2"

BAL 2027 SERIES

	A	B	C	Max Repeat
BAL 2027-19	2 1/8"	3 3/4"	19"	6 11/16"
BAL 2027-20	2 1/8"	3 3/4"	20"	6 13/16"
BAL 2027-20FS	2 1/8"	3 3/4"	20"	6 13/16"
BAL 2027-21	2"	3 1/2"	21"	6 11/16"
BAL 2027-22	2 1/8"	3 3/4"	22"	6 11/16"
BAL 2027-22FS	2 1/8"	3 3/4"	22"	6 3/4"
BAL 2027-22EXT24	3 1/8"	4 3/4"	24"	6 3/4"
BAL 2027-22EXT24CF	3 1/8"	4 3/4"	24"	6 3/4"
BAL 2027-22EXT30	6 15/16"	6 15/16"	30"	6 11/16"
BAL 2027-22EXT32	7 1/8"	8 3/4"	32"	6 3/4"
BAL 2027-26	2 5/8"	4 11/16"	26"	6 11/16"
BAL 2027-26CF	2 5/8"	4 11/16"	26"	6 11/16"
BAL 2027-26EXT34	6 9/16"	8 3/4"	34"	6 11/16"
BAL 2027-26EXT36	7 1/2"	9 3/4"	36"	6 11/16"
BAL 2027-27	2 3/4"	4 7/8"	27"	6 11/16"
BAL 2027-27EXT35	6 3/4"	8 7/8"	35"	6 11/16"
BAL 2027-28	2 1/2"	4 3/4"	28"	6 5/8"
BAL 2027-29	3 1/8"	3 7/8"	29"	6 11/16"
BAL 2027-29EXT30	3 1/8"	4 7/8"	30"	6 11/16"
BAL 2027-29EXT30FS	3 1/8"	4 7/8"	30"	6 11/16"
BAL 2027-29EXT32	4 1/8"	5 7/8"	32"	6 11/16"
BAL 2027-29EXT32FS	4 1/8"	5 7/8"	32"	6 11/16"
BAL 2027-29EXT35	5 5/8"	7 3/8"	35"	6 11/16"
BAL 2027-29EXT38	7 1/2"	9"	38 1/2"	6 11/16"





BAL 2026-16
- 6 3/8" Max. Repeat



BALUSTRADE SYSTEMS

NOTICE :

SPECTIS ADHESIVE MUST BE USED ON ALL BEDDING/BUTT JOINTS.



BAL 2028-9
- 9″ Height
- 2″ Projection
- 6′ Length
- 6″ Repeat

BAL 2028-12
- 12″ Height
- 2″ Projection
- 6′ Length
- 6″ Repeat



BAL 2029-30
- 4 15/16″

Max Repeat



BAL 2030-18
- 6 5/16″

Max Repeat

FINISHING

All Spectis' products are shipped "double primed" with an exterior grade latex paint and are ready for use. We recommend final finishing after installation is complete for the most consistent appearance possible. Please see "finishing" recommendations (on page 267) for more information.





BAL 2031 SERIES

	A	B	C	Max Repeat
BAL 2031-25FS	3 1/2″	3 1/2″	25″	6 9/16″
BAL 2031-28FS	3 1/2″	3 1/2″	28″	6 1/2″
BAL 2031-30FS	3 1/2″	3 1/2″	30″	6 7/16″

• FOSSIL STONE



BAL 2032 SERIES

	A	B	C	Max Repeat
BAL 2032-29	3 7/8″	3 7/8″	29 1/2″	N/A
BAL 2032-31	4 1/2″	4 1/2″	31″	N/A
BAL 2032-31FS*	4 1/2″	4 1/2″	31″	N/A

• Does not meet 4″ Ball Rule

* FOSSIL STONE

BALUSTRADE SYSTEMS



NOTE :

PIPE EXTENDS 1" FROM END OF BALUSTERS.
Measurements are SPECIFIC for each baluster.

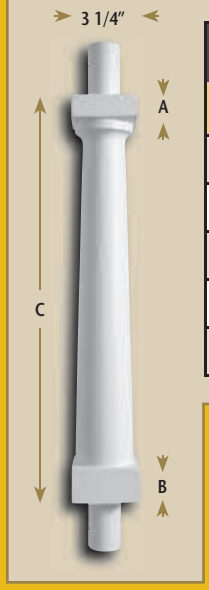

BAL 2033 SERIES

	A	B	C	Max Repeat
BAL 2033-10	1 1/16"	1 3/4"	10"	6"
BAL 2033-16	1 1/16"	1 3/4"	16"	5 15/16"
BAL 2033-20	1 1/16"	1 3/4"	20"	5 7/8"
BAL 2033-20EXT32	7 1/16"	7 3/4"	32"	5 7/8"
BAL 2033-26	1 1/8"	1 3/4"	26 1/8"	5 7/8"

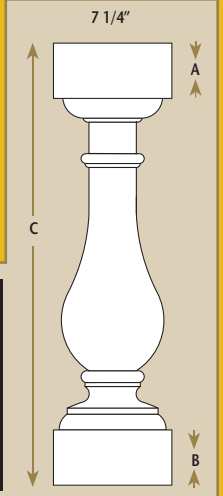

BAL 2034 SERIES

	A	B	C	Max Repeat
BAL 2034-28	3 1/2"	3 1/2"	28"	N/A
BAL 2034-28EXT35	7"	7"	35"	N/A

- Does not meet 4" Ball Rule



BAL 2035-28
- Does not meet 4" Ball Rule



BAL 2036 SERIES

	A	B	C	Max Repeat
BAL 2036-21	2"	3 1/2"	21"	5 7/8"
BAL 2036-22	3"	3 1/2"	22"	5 7/8"
BAL 2036-29	4 3/4"	7 1/2"	29"	5 7/8"



BAL 2037-26
- 6 1/8" Max. Repeat



BAL 2038-36
- 5 3/4" Max. Repeat



BALUSTRADE SYSTEMS

NOTICE :

SPECTIS ADHESIVE MUST BE USED ON ALL BEDDING/BUTT JOINTS.



BAL 2039 SERIES

	A	B	C	Max Repeat
BAL 2039-18	1 1/2"	2 7/8"	18 1/8"	5 3/16"
BAL 2039-18EXT21	3 5/8"	3 5/8"	21"	5 3/16"



BAL 2040-23
- Does not meet 4" Ball Rule



BAL 2041-29FS
BAL 2041-29
- 6 7/16" Max. Repeat

AVAILABLE IN FOSSIL STONE AND SMOOTH

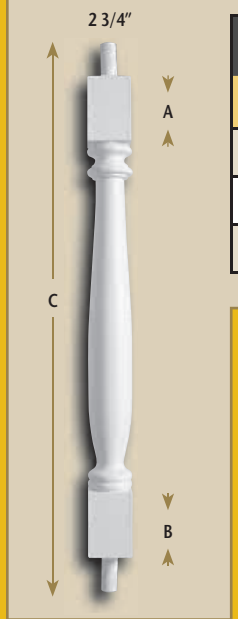

BAL 2042 SERIES

	A	B	C	Max Repeat
BAL 2042-27	3 1/2"	3 1/2"	27"	5 7/8"
BAL 2042-30	4"	4"	30"	5 13/16"
BAL 2042-30EXT36	7"	7"	36"	5 7/8"



Photo left illustrates the use of the following Spectis products: baluster BAL 2019, rail RAL 2104T & B, newel post NP 2207 and newel cap NC 2307.



BAL 2043-19
- Does not meet 4" Ball Rule

1 • 8 0 0 • 6 8 5 • 9 9 8 1



NOTE :

PIPE EXTENDS 1" FROM END OF BALUSTERS.
Measurements are SPECIFIC for each baluster.



BAL 2044 SERIES

	A	B	C	Max Repeat
BAL 2044-20	1"	2 3/4"	20 3/4"	N/A
BAL 2044-27	1 5/16"	3 9/16"	27"	N/A

- Does not meet 4" Ball Rule



Half Baluster

BAL 2045-12H
- 4 13/16"

Max Repeat



ROUND BALUSTERS
- 1 1/4" Width

BAL 2046-14
BAL 2046-25
BAL 2046-25FS
- FOSSIL STONE

BAL 2046-26
BAL 2046-32
BAL 2046-36
BAL 2046-38
BAL 2046-42

BAL 2046
- 5 3/16"

Max. Repeat



Photo above illustrates the following Spectis products: blocks BL 2470 & BL 2471, baluster BAL 2041-29FS, and rail RAL 2108T-FS top fossil stone texture.



BAL 2047 SERIES

	A	B	C	Max Repeat
BAL 2047-31	2 1/2"	4"	31"	6 5/8"
BAL 2047-31EXT34	4"	5 1/2"	34"	6 5/8"



BALUSTRADE SYSTEMS

NOTICE :

SPECTIS ADHESIVE MUST BE USED ON ALL BEDDING/BUTT JOINTS.



BAL 2048-25
- Does not meet 4" Ball Rule



BAL 2049-26
- 7 7/8" Max. Repeat



BAL 2050-32
- 6 7/16" Max. Repeat



BAL 2051-24
- 5 7/8" Max. Repeat



BAL 2052-18
- 5 13/16" Max. Repeat

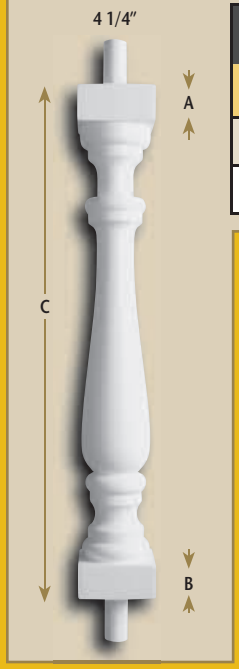

BAL 2053 SERIES

	A	B	C	Max Repeat
BAL 2053-28	2"	1 7/8"	27 5/8"	6 1/8"
BAL 2053-36	6 1/4"	6 1/4"	36 1/2"	6 1/8"



BAL 2054-24SS
- 6 7/8" Max. Repeat

STUCCO STONE



BAL 2055-32
- 5 1/2" Max. Repeat



BAL 2056-19
- 6 9/16" Max. Repeat

1 • 8 0 0 • 6 8 5 • 9 9 8 1



NOTE :

PIPE EXTENDS 1" FROM END OF BALUSTERS.
Measurements are SPECIFIC for each baluster.



BAL 2057-33
- 5 9/16" Max. Repeat



BAL 2058-24
- 5 15/16" Max. Repeat



Photo above illustrates the following Spectis products: baluster BAL 2059-18, curved rail RAL 2105 top & bottom, newel post NP 2212, newel cap NC 2319, custom arch with flanker MD 1252 and custom pilasters.

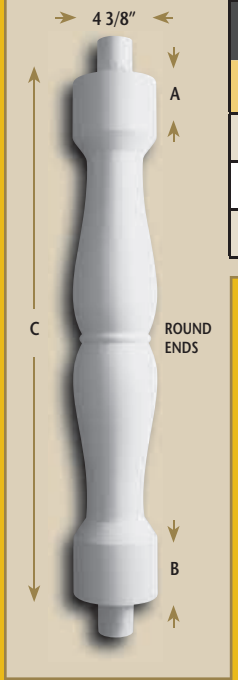

BAL 2059 SERIES

	A	B	C	Max Repeat
BAL 2059-18	2"	2"	18"	6 1/2"
BAL 2059-24	2 5/8"	2 5/8"	24"	6 1/2"
BAL 2059-27	3"	3"	27 1/8"	6 1/2"



BAL 2060-12
- 7 7/8" Max. Repeat



Photo above illustrates the use of the following Spectis products: balusters BAL 2019, rails RAL 2110T & B, custom newel post and cap.



BALUSTRADE SYSTEMS

NOTICE :

SPECTIS ADHESIVE MUST BE USED ON ALL BEDDING/BUTT JOINTS.



BAL 2061-40
- 5 1/2" Max. Repeat



BAL 2062-20
- 5 1/2" Max. Repeat



BAL 2063-27
- Does not meet 4" Ball Rule



BAL 2064-35
- Does not meet 4" Ball Rule



BAL 2065-24
- 6 1/2" Max. Repeat



BAL 2066-22
- 6 11/16" Max. Repeat



- 1 1/4" Projection
- Rail Pickets
- Decorative Only

BAL 2067-24
- 5 9/16" Max. Repeat



BAL 2068-20
- 6" Max. Repeat



BAL 2069-28
- 5 7/8" Max. Repeat



BAL 2070-29
- 5 7/8" Max. Repeat

1 • 8 0 0 • 6 8 5 • 9 9 8 1



NOTE :

PIPE EXTENDS 1" FROM END OF BALUSTERS.



BAL 2071-30
- 7 5/8" Max. Repeat



BAL 2072-27
- 7 11/16" Max. Repeat



BAL 2073-38
- Does not meet 4" Ball Rule



BAL 2074-20
- 6 3/8" Max. Repeat



BAL 2076-24
- 6 3/16" Max. Repeat



BAL 2077-31
- Does not meet 4" Ball Rule



BAL 2078-10
- 4 7/8" Max. Repeat



BAL 2079-20
- 5 5/8" Max. Repeat



BAL 2080-18
- 5 1/2" Max. Repeat



BAL 2082-28
- 7 3/8" Max. Repeat

BALUSTRADE SYSTEMS

NOTICE :

SPECTIS ADHESIVE MUST BE USED ON ALL BEDDING/BUTT JOINTS.



Photo above illustrates Spectis products: custom gable end with blocks BL 2593 and decorative balusters BAL 2067-24 left and right.



BAL 2083-22
• 5 7/16"
Max. Repeat



BAL 2084-24
• 5 7/16"
Max. Repeat



BAL 2085-22
• 6 1/16"
Max. Repeat



BAL 2086-28
• 6 1/8"
Max. Repeat



BAL 2087-23
• 6 3/16" Max. Repeat

BAL 2088 SERIES

	A	B	C	Max Repeat
BAL 2088-12	2 3/4"	3"	12"	N/A
BAL 2088-15	3"	3"	15 11/16"	N/A
BAL 2088-17	2 3/4"	3"	17"	N/A
BAL 2088-20	2 3/4"	3"	20"	N/A
BAL 2088-25	2 3/4"	3"	25"	N/A
BAL 2088-30	5 9/16"	5 3/8"	30 3/8"	N/A

• No Pipe • Decorative Only • Does not meet 4" Ball Rule

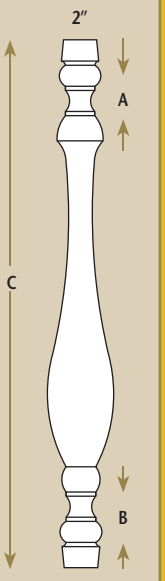



NOTE :

PIPE EXTENDS 1" FROM END OF BALUSTERS.
Measurements are SPECIFIC for each baluster.



BAL 2089-23
- 6 11/16" Max. Repeat



BAL 2090-15
- 5 11/16" Max. Repeat



BAL 2091-24
- 5 7/16" Max. Repeat



Photo above illustrates the following Spectis products: baluster BAL 2078-10.



BAL 2092-17
- 4 7/8" Max. Repeat



BAL 2093-25
- 7" Max. Repeat



BAL 2094-21
- 5 3/8" Max. Repeat



BAL 2095-23
- 6 15/16" Max. Repeat



BAL 2096-24EXT30
- 5 3/8" Max. Repeat

BALUSTRADE SYSTEMS

NOTICE :

SPECTIS ADHESIVE MUST BE USED ON ALL BEDDING/BUTT JOINTS.

STAIR BALUSTERS



Extended balusters for stairs are available.

Contact your customer service representative for information.

Photo illustrates Spectis products: rail RAL 2105 top & bottom, baluster BAL 2019, newel post NP 2206 and newel cap NC 2305.



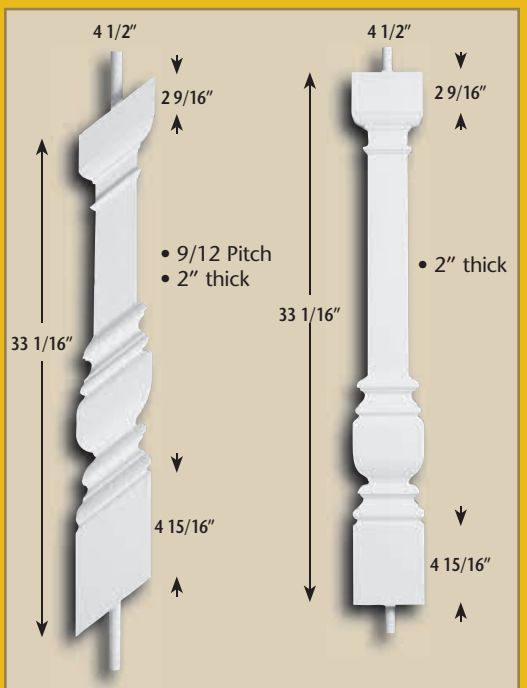

BAL 2097-33P
- 6 7/16″ Max. Repeat

BAL 2097-33
- 6 3/8″ Max. Repeat



BAL 2098-26
- 6 1/16″ Max. Repeat



BAL 2099-24
- Does not meet 4″ Ball Rule



SPECTIS BALUSTERS ARE BUILT TO LAST

1 • 800 • 685 • 9981



NOTE :

PIPE EXTENDS 1" FROM END OF BALUSTERS.
Measurements are SPECIFIC for each baluster.



BAL 2200 SERIES

	A	B	C	Max Repeat
BAL 2200-24.5	1"	4 1/8"	24 1/2"	6 7/8"
BAL 2200-28	1"	4 1/8"	28"	6 7/8"



BAL 2201-24
- 8 11/16" Max. Repeat



BAL 2202-19
- Does not meet 4" Ball Rule



BAL 2203-30
- 5 5/8" Max. Repeat



BAL 2204-24
- 7 1/4" Max. Repeat



BAL 2205-28
- 6 3/4" Max. Repeat



Photo illustrates the following Spectis products: baluster BAL 2027-26CF, rail RAL 2100T & B-CF, newel post NP 2208-CF and newel cap NC 2349-CF concrete finish.



BALUSTRADE SYSTEMS

NOTICE :

SPECTIS ADHESIVE MUST BE USED ON ALL BEDDING/BUTT JOINTS.



BAL 2206-10
- 4 9/16″ Max. Repeat



BAL 2207-17
- 6″ Max. Repeat



BAL 2208-25
- 6 11/16″ Max. Repeat



BAL 2209-21
- 6 1/16″ Max. Repeat



BAL 2210-22
- 7 1/2″ Max. Repeat



BAL 2211 SERIES

	A	B	C	Max Repeat
BAL 2211-20	2 1/2″	2 1/2″	20″	6 5/8″
BAL 2211-24	3″	3″	24″	6 5/8″
BAL 2211-24EXT27	4 1/2″	4 1/2″	27″	6 5/8″



BAL 2212-35
- 8 3/8″ Max. Repeat



BAL 2213-19
- 5 1/16″ Max. Repeat



BAL 2214-26
- 5 7/16″ Max. Repeat



NOTE :

PIPE EXTENDS 1" FROM END OF BALUSTERS.
Measurements are SPECIFIC for each baluster.



BAL 2215-29.75
- 6 3/8" Max. Repeat



BAL 2216-20
- 6 5/16" Max. Repeat



BAL 2217-28
- 5 5/8" Max. Repeat



BAL 2218-25
- 6 1/8" Max. Repeat



BAL 2219-17
- 5 3/4" Max. Repeat



BAL 2220-28
- 6 7/8" Max. Repeat



BAL 2221-19
- 6 1/8" Max. Repeat



BAL 2222-30
- 6 1/8" Max. Repeat



BAL 2223-25
- Does not meet 4" Ball Rule



BALUSTRADE SYSTEMS

NOTICE :

SPECTIS ADHESIVE MUST BE USED ON ALL BEDDING/BUTT JOINTS.

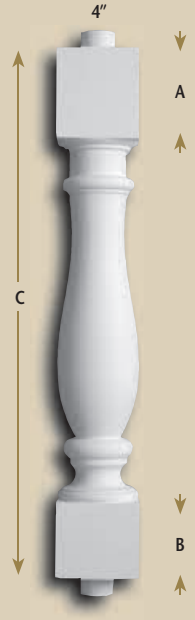

BAL 2224 SERIES

	A	B	C	Max Repeat
BAL 2224-22	3 5/16″	2 1/2″	22″	6 9/16″
BAL 2224-25	4 5/16″	3 1/2″	25″	6 9/16″



Photo illustrates the use of the following Spectis products: balusters BAL 2220-28, railings RAL 2110T & B, custom newel post and cap.



BAL 2225-24
BAL 2225-27
BAL 2225-28
BAL 2225-36
• 5 3/8″ Max. Repeat



BAL 2226-19
• 5 13/16″
Max. Repeat



BAL 2227-36
• 6 3/4″
Max. Repeat



BAL 2228-11
• 5 1/2″
Max. Repeat



BAL 2229-13
• 6 5/8″
Max. Repeat



NOTE :

PIPE EXTENDS 1" FROM END OF BALUSTERS.
Measurements are SPECIFIC for each baluster.



BAL 2230-32
- 6 1/8" Max. Repeat



BAL 2231-23
- 5 5/16" Max. Repeat



BAL 2232-33
- 6 9/16" Max. Repeat



BAL 2233-24
- 7 5/16" Max. Repeat



BAL 2234-18
- 6 5/16" Max. Repeat



BAL 2235-16
- 5 9/16" Max. Repeat



BAL 2236-26
- Does not meet 4" Ball Rule



BAL 2237-34
- 6 3/4" Max. Repeat



BAL 2238-19H
- 5 3/16" Max. Repeat



BAL 2239-45
- Does not meet 4" Ball Rule



BALUSTRADE SYSTEMS

NOTICE :

SPECTIS ADHESIVE MUST BE USED ON ALL BEDDING/BUTT JOINTS.



BAL 2241 SERIES

	A	B	C	Max Repeat
BAL 2241-31	3 1/2″	3 1/2″	31″	6 1/8″
BAL 2241-31EXT39	7 1/2″	7 1/2″	39″	6 1/8″



Photo illustrates the use of Spectis balusters BAL 2027-26CF, railings RAL 2100T-CF & RAL 2100B-CF, newel post NP 2208-CF and cap NC 2349-CF.



BAL 2243-21
- 7 7/16″ Max. Repeat



BAL 2244-21
- 5″ Max. Repeat



BAL 2245-29
- 6 13/16″ Max. Repeat



BAL 2246-21
- 7 7/8″ Max. Repeat



BAL 2247-22
- 5 13/16″ Max. Repeat

1 • 8 0 0 • 6 8 5 • 9 9 8 1



NOTE :

PIPE EXTENDS 1" FROM END OF BALUSTERS.
Measurements are SPECIFIC for each baluster.



BAL 2240-28
- 8 7/8" Max. Repeat



BAL 2242-23
- 4 7/8" Max. Repeat



Photo above illustrates the use of the following Spectis products: decorative panels RP 3902.

DECORATIVE PANELS
Finished Front Side Only



RP 2418
- 1 3/8" Projection
- 18" Height
- 24" Width
- Decorative Only



RP 3900
- 1 3/4" Projection
- 28" Square
- Decorative Only

RP 3907
- 2" Projection
- 22" Square
- Decorative Only



RP 3901
- 1 1/2" Projection
- 27 3/4" Square
- Decorative Only



RP 3902
- 1" Projection
- 28" Square
- Decorative Only

RP 3909
- 2" Projection
- 38 3/4" Square
- Decorative Only



RP 3908
- 4" Projection
- 40 1/2" Height
- 42" Width
- Decorative Only



RP 3911
- 2" Projection
- 32" Height
- 44" Width
- Decorative Only



BALUSTRADE SYSTEMS

NOTICE :

SPECTIS ADHESIVE MUST BE USED ON ALL BEDDING/BUTT JOINTS.

RAILINGS

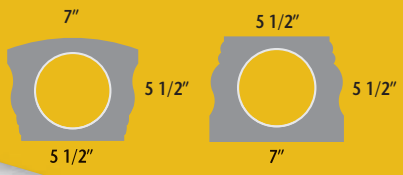



RAL 2100T
RAL 2100B
- 4″ I.D. PVC Pipe
- 8′ • 10′ • 12′ Lengths



RAL 2100T-FS
RAL 2100B-FS
- 4″ I.D. PVC Pipe
- FOSSIL STONE • 12′ Length

RAL 2100T-CF
RAL 2100B-CF
- CONCRETE FINISH





RAL 2101T
RAL 2101B
RAL 2101T-FS
RAL 2101B-FS
- Two 4″ I.D. PVC Pipe
- 8′ • 10′ • 12′ Lengths
- AVAILABLE IN FOSSIL STONE

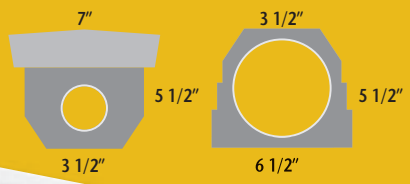



RAL 2102T
- 2 7/8″ I.D.
- Aluminum Pipe • 13′ Length

RAL 2102B
- 4″ I.D. PVC Pipe • 13′ Length

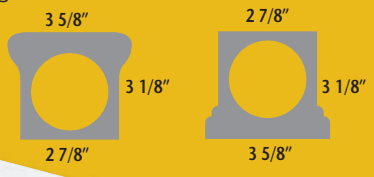



RAL 2104T
RAL 2104B
- 1 3/4″ I.D. Aluminum Pipe
- 8′ • 10′ • 12′ Lengths

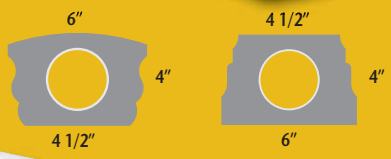



RAL 2105T
RAL 2105B
- 2 3/16″ I.D. Aluminum Pipe
- 8′ • 10′ • 12′ Lengths

- BAL 2000-25 assembled using RAL 2100T & 2100B spaced at the 4″Ball Rule, exceeds IBC requirements for guard railing design in a 12′ assembly. Call for information.
- PIPE EXTENDS 1″ FROM END OF BALUSTERS.
- Balusters and railings are reinforced with PVC, steel, aluminum or fiberglass.
- *See pages 263-265 for complete balustrade installation instructions.*



RAILINGS

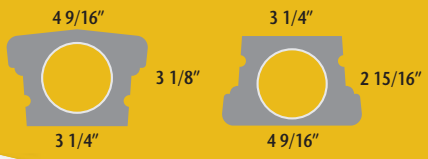

RAL 2110T
RAL 2110B
- 2 3/16" I.D. Aluminum Pipe
- 12' Length



RAL 2114T
RAL 2114B
- 12' Length • 1" I.D. Aluminum Pipe

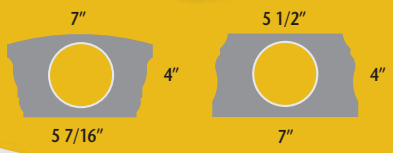

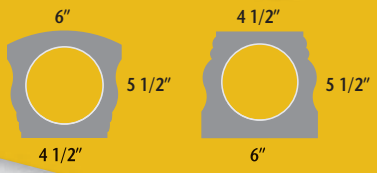



RAL 2111T
RAL 2111B
- 2 7/8" I.D. Aluminum Pipe
- 12' Length



RAL 2119T
RAL 2119B
- 3" I.D. PVC Pipe
- 8' • 10' • 12' Lengths

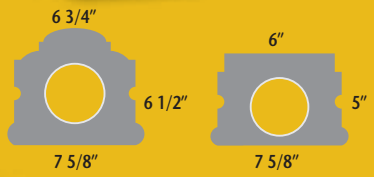

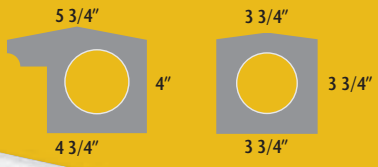



RAL 2113T-SS
RAL 2113B-SS
- 12' Length • **STUCCO STONE**
- 4" I.D. PVC Pipe



RAL 2121T
RAL 2121B
- 2 3/16" I.D. Aluminum Pipe
- 8' • 10' • 12' Lengths

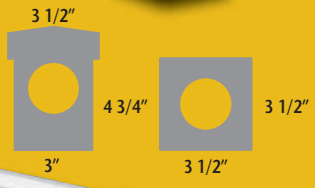



RAL 2125T
RAL 2125B
- 1 3/4" I.D. Aluminum Pipe
- 12' Length

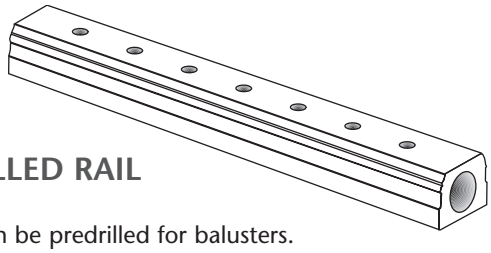

PREDRILLED RAIL
* Optional
Railings can be predrilled for balusters.

BALUSTRADE SYSTEMS

NOTICE :

SPECTIS ADHESIVE MUST BE USED ON ALL BEDDING/BUTT JOINTS.

RAILINGS



RAL 2103B
- 12′ Length
- No Pipe • Decorative Only



RAL 2106T
- 12′ Length • No Pipe
- Decorative Only



RAL 2107T
- 2 3/16″ I.D. Aluminum Pipe
- 12′ Length



RAL 2108T-FS
- 1 1/2″ I.D. PVC Pipe
- **FOSSIL STONE** • 8′ 9″• 12′ Length



RAL 2112T
- 12′ Length • No Pipe
- Decorative Only



RAL 2115T
- 10′ Length • No Pipe
- Decorative Only



RAL 2116T
- 12′ Length
- 2 3/16″ I.D. Aluminum Pipe



RAL 2117T
- 8′ • 12′ Length • No Pipe
- Decorative Only



RAL 2120B
- 1 3/4″ I.D. Aluminum Pipe
- 8′ • 10′ • 12′ Lengths



RAL 2122B
- 1″ I.D. Aluminum Pipe
- 8′ • 10′ • 12′ Lengths



RAL 2124B
- 8' Length
- 4″ PVC Pipe



RAL 2126T
- 12′ Length
- 2″ PVC Pipe

NOTE : RAILS ARE TO BE TERMINATED AT NEWEL POSTS, WALLS, OR COLUMNS AND NOT TO EACH OTHER. ANY OTHER APPLICATION WILL NOT BE COVERED BY WARRANTY.

I.D. refers to inside diameter. On spans of more than 8 feet, Spectis recommends installing support blocks. On curved rails a support block should be installed every 4 feet of arc. Refer to page 35. Hardware is available to terminate railings. Refer to page 35.

CURVED RAIL

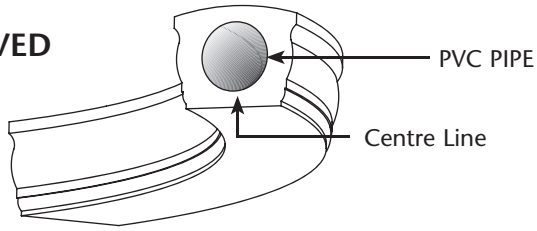

Curved railings available by quotation. Curved rails are measured to the centre line. Use newel posts every 8 feet. Use support blocks at the centre point between newel posts.



FACTORY ASSEMBLED BALUSTER & RAIL (OPTIONAL)



1 • 800 • 685 • 9981



NEWEL POSTS

CAPS SOLD SEPARATELY



NP 2207

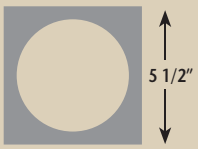

• 4″ I.D. PVC Pipe

NP 2200

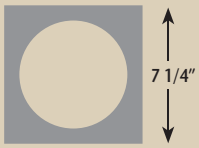

• 5″ I.D. PVC Pipe

NP 2206



• 6″ I.D. PVC Pipe

NP 2201

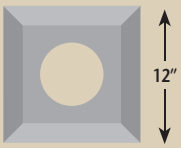

• 6″ I.D. PVC Pipe

NP 2220

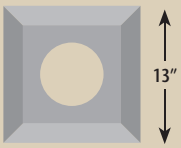

• 6″ I.D. PVC Pipe

NP 2207A

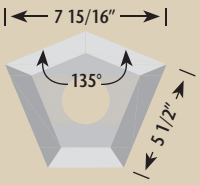

NP 2200A

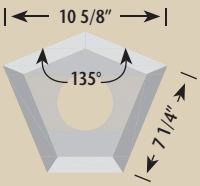

NP 2206A

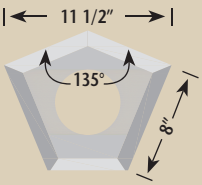

NP 2201A

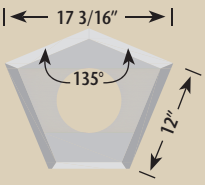

NP 2220A

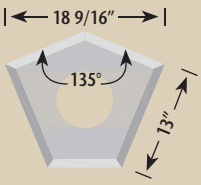

Newel Posts



S Straight

C Corner

E End

- Newel Posts available as S, C, E or A styles as shown above.
- Newel Caps are a separate piece. See page 33 for selection.
- Newel Posts can be cut to desired height.
- See page 35 for Newel Post Hardware.
- I.D. refers to inside diameter/O.D. refers to outside diameter.



NP 2208FS
NP 2208CF

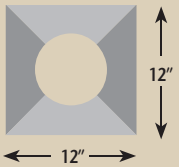

- FOSSIL STONE OR CONCRETE FINISH
- 6″ I.D. PVC Pipe



MD 1128

MD 1043

MD 1172

NP 2200, NP 2201, NP 2206, NP 2207 & NP 2220 CAN BE DRESSED UP WITH APPLIED MOULDINGS. THE HEIGHT OF THE NEWEL POST MUST BE SPECIFIED ON THE ORDER.

NP 2209FS

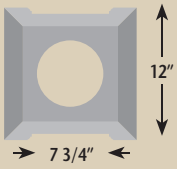

- FOSSIL STONE
- 6″ I.D. PVC Pipe
- Panel - 6 7/8″ x 34 7/8″





BALUSTRADE SYSTEMS

NOTICE :

SPECTIS ADHESIVE MUST BE USED ON ALL BEDDING/BUTT JOINTS.



NP 2210
- 6″ I.D. PVC Pipe
- Panel - 7 3/4″ x 32 1/2″

NP 2211FS
- FOSSIL STONE
- 5″ I.D. PVC Pipe
- Panel - 5 1/2″ x 32 1/2″

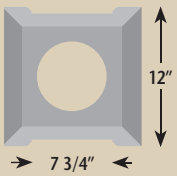

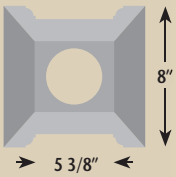



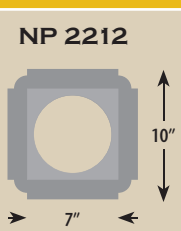

- 6″ I.D. PVC Pipe



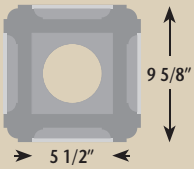

- 4″ I.D. PVC Pipe
- Panel - 5 5/8″ x 34 7/8″



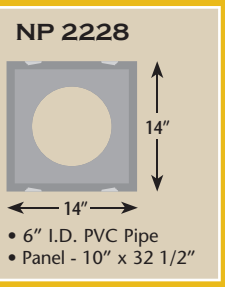

- 6″ I.D. PVC Pipe
- Panel - 10″ x 32 1/2″



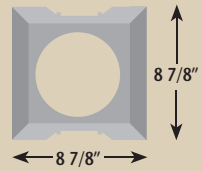

- 6″ I.D. PVC Pipe
- Panel - 4 13/16″ x 26 3/4″

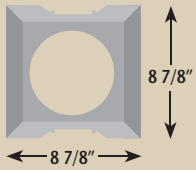

- 6″ I.D. PVC Pipe
- Panel - 4 13/16″ x 30 1/4″

1 • 8 0 0 • 6 8 5 • 9 9 8 1



NEWEL CAPS



NC 2300
- 8 1/4" Square
- 1 1/2" Height

***NC 2300A** (Angled)

NC 2301
- 13" Square
- 1 1/2" Height

***NC 2301A** (Angled)

NC 2305
- 8 1/2" Square
- 1 3/4" Height

NC 2307
- 6 1/2" Square
- 1 3/4" Height

***NC 2307A** (Angled)

NC 2310
- 14" Square
- 5" Height

NC 2325
- 14" Square
- 2 1/2" Height

***NC 2325A** (Angled)

NC 2332
- 9" Square
- 1 3/4" Height

***NC 2332A** (Angled)

NC 2333
- 10 3/4" Square
- 1 3/4" Height



Bottom Measurements

NC 2304
- 7 3/4" Square
- 3" Height

NC 2316
NC 2316FS
- 8 1/2" Square
- 2 3/4" Height
- FOSSIL STONE

NC 2317
- 12 3/4" Square
- 4 3/8" Height

NC 2319
- 10 5/8" Square
- 4 1/4" Height

NC 2337
- 13 1/2" Square
- 5" Height

NC 2337FS
- 13 1/2" Square
- 5" Height
- FOSSIL STONE

NC 2349FS
NC 2349CF
- 13" Square
- 5" Height
- FOSSIL STONE OR CONCRETE FINISH



Bottom Measurements

NC 2306
- 6 1/2" Square
- 3 5/8" Height

NC 2308
- 7 3/4" Square
- 4 3/8" Height

NC 2334
NC 2334FS
- 9" Square
- 4 3/8" Height
- FOSSIL STONE



NC 2320
- 13" Recessed Square Bottom
- 2 1/2" Height



NC 2311
- 14" Square
- 3 1/4" Height



NC 2341
- 7 1/2" Square
- 1 3/8" Height

NC 2345
- 9 5/8" Square
- 1 1/2" Height



NC 2348
- 10" Square
- 1" Height



NC 2356
- 6" Square
- 2 1/8" Height



NC 2312
- 14" Square
- 1 1/2" Height

NC 2313
- 6 1/4" Square
- 1 1/4" Height

NC 2314
- 8 3/4" Square
- 1 1/2" Height



NC 2342
- 14" Square
- 5" Height



NC 2350
- 10 3/4" Square
- 2 1/4" Height

NC 2351
- 13 1/2" Square
- 2 1/4" Height



NC 2315
- at 45°
- 3 3/4" Height



NC 2315FS
- at 45°
- 3 3/4" Height
- FOSSIL STONE



NC 2344
- 7 3/4" Square
- 1 1/2" Height

* Refer to Drawing at www.spectis.com

BALUSTRADE SYSTEMS

NOTICE :

SPECTIS ADHESIVE MUST BE USED ON ALL BEDDING/BUTT JOINTS.



Photo above illustrates the following Spectis products: baluster BAL 2059-27, rails RAL 2100 top & bottom, newel post NP 2212 and newel cap NC 2319.



Photo above illustrates the use of the following Spectis products: balusters BAL 2027-26 and rails RAL 2100T & B.



Photo above illustrates the use of the following Spectis products: decorative custom gable end, baluster BAL 2000-25 and rail RAL 2100 top & bottom.



Photo above illustrates the following Spectis products: rail RAL 2101 top & bottom, newel post NP 2201 and newel cap NC 2317.



4" BALL RULE

To meet most building code regulations a 4" ball can't pass through the widest opening between balusters. Purchaser must check for system suitability in their area. Spectis makes no guarantee of suitability on any specific application.



Photo above illustrates the use of the following Spectis products: BAL 2027, BAL 2046, RAL 2100T & B, NP 2211 and NC 2332 – lighting installed by customer.



BALUSTRADE SYSTEM INSTALLATION KITS



NEWEL POST HARDWARE

KIN 01-C
- one 1/2" concrete anchor
- one 8" C-channel
- one 52" x 1/2" threaded rod

KIN 01-W
- one floor flange
- one 8" C-channel
- four #14 x 2" wood screws
- one 52" x 1/2"threaded rod

KIN 02-C
- one 1/2" concrete anchor
- one 4 1/4" C-channel
- one 52" x 1/2" threaded rod

KIN 02-W
- one floor flange
- one 4 1/4" C-channel
- four #14 x 2" wood screws
- one 52" x 1/2"threaded rod

KIN 03-C
- one 1/2" concrete anchor
- one 5 1/4" C-channel
- one 52" x 1/2" threaded rod

KIN 03-W
- one floor flange
- one 5 1/4" C-channel
- four #14 x 2" wood screws
- one 52" x 1/2"threaded rod

KIN 04-C
- one 1/2" concrete anchor
- one 7 1/2" C-channel
- one 52" x 1/2" threaded rod

KIN 04-W
- one floor flange
- one 7 1/2" C-channel
- four #14 x 2" wood screws
- one 52" x 1/2"threaded rod

KIN 06-C
- one 1/2" concrete anchor
- one 6 1/2" C-channel
- one 52" x 1/2" threaded rod

KIN 06-W
- one floor flange
- one 6 1/2" C-channel
- four #14 x 2" wood screws
- one 52" x 1/2"threaded rod

RAILING HARDWARE

KIR 01
KIR 04
- four 4 1/4" prepunched aluminum brackets
- four 5/16" x 2 1/2" bolts w/nuts and lock washers
- sixteen #14 x 2" wood screws

KIR 02
KIR 05
- four 2 1/2" prepunched aluminum brackets
- four 5/16" x 2 1/2" bolts w/nuts and lock washers
- four #14 x 2" wood screws

KIR 03
- four 1 3/4" prepunched aluminum brackets
- four 5/16" x 2 1/2" bolts w/nuts and lock washers
- four #14 x 2" wood screws

NEWEL POST INSTALLATION KITS

KIT NUMBER	FOR NEWEL POSTS
KIN 01-C* KIN 01-W*	NP 2201, NP 2208, NP 2209 NP 2210, NP 2228, NP 2220
KIN 02-C* KIN 02-W*	NP 2207
KIN 03-C* KIN 03-W*	NP 2223
KIN 04-C* KIN 04-W*	NP 2206, NP 2233
KIN 06-C* KIN 06-W*	NP 2200, NP 2211, NP 2212 NP 2218

C* = concrete installation **W*** = wood

RAILING INSTALLATION KITS

KIT NUMBER	FOR RAILINGS
KIR 01	RAL 2100, RAL 2101, RAL 2103, RAL 2105, RAL 2106, RAL 2107, RAL 2108, RAL 2111, RAL 2112, RAL 2113, RAL 2117, RAL 2119 RAL 2124, RAL 2126
KIR 02	RAL 2102, RAL 2104, RAL 2110 RAL 2116, RAL 2120, RAL 2121, RAL 2122, RAL 2123, RAL 2125
KIR 03	RAL 2114, RAL 2115
KIR 04	NCOP 2100
KIR 05	NCOP 2110



Photo above illustrates the use of the following Spectis products: balusters BAL 2046, rails RAL 2104T & B, newel posts NP 2207, and newel caps NC 2347.



NUMBER	HEIGHT	WIDTH	LENGTH	
SUP 01	4"	3 5/8"	4"	RAL 2104
SUP 02	2"	3 5/8"	4"	
SUP 03	4"	6"	6"	RAL 2102,
SUP 04	2"	6"	6"	RAL 2105
SUP 05	4"	7"	8"	RAL 2100,
SUP 06	2"	7"	8"	RAL 2103
SUP 07	4"	12"	12"	RAL 2101
SUP 08	2"	12"	12"	

• *See pages 263-265 for complete balustrade installation instructions.*



BALUSTRADE SYSTEMS

NOTICE :

SPECTIS ADHESIVE MUST BE USED ON ALL BEDDING/BUTT JOINTS.



AC 49H
- 4 1/2″ Diameter
- 9 3/8″ Height
- 4 9/16″ Base Dia.

AC 49F
- 4 1/2″ Diameter
- 9 3/8″ Height
- 4 9/16″ Base Dia.



AC 100
- 4″ Diameter
- 4 1/2″ Height
- 4″ Base Dia.



BA 8NB
- 8″ Diameter
- 3 7/16″ Base Dia.
- NO BASE

BA 18NB
- 18″ Diameter
- 8 1/4″ Base Dia.
- NO BASE



BA 8WB
- 8 1/4″ Diameter
- 11 1/8″ Height
- 9 1/4″ Base Dia.
- WITH BASE



BA 18/BB 10
- 18″ Diameter
- 26 1/2″ Height
- 17 11/16″ Base Dia.
- 2 PARTS

BA 24/BB 20
- 24″ Diameter
- 32 1/2″ Height
- 23″ Base Dia.
- 2 PARTS



BA 3
- 3″ Diameter
- 4 1/8″ Height
- 3″ Base Dia.

BA 5
- 5″ Diameter
- 6 1/2″ Height
- 5″ Base Dia.

BA 6
- 6″ Diameter
- 8″ Height
- 6″ Base Dia.

BA 7
- 7″ Diameter
- 8 3/4″ Height
- 7″ Base Dia.

BA 9
- 9″ Diameter
- 11 9/16″ Height
- 7 9/16″ Base Dia.

BA 10
- 10″ Diameter
- 13 1/2″ Height
- 10″ Base Dia.

BA 12
- 12″ Diameter
- 15 3/4″ Height
- 12″ Base Dia.



AC 611H
- 6 5/8″ Diameter
- 11 3/4″ Height
- 6 5/8″ Base Dia.

AC 611F
- 6 5/8″ Diameter
- 11 3/4″ Height
- 6 5/8″ Base Dia.

ACCESSORIES



BA 12.5
- 12 1/2″ Square Base
- 21″ Height
- 12″ Diameter Ball
- 2 PARTS



BA 4KN
- 4″ Diameter
- 5″ Height
- 3 1/4″ Base Dia.

BA 7KN
- 7″ Diameter
- 8 1/2″ Height
- 7″ Base Dia.



BA 8L
- 8″ Diameter
- 11 1/4″ Height
- 7″ Base Dia.



PF 11H
- 5 1/4″ Diameter
- 11″ Height
- 4 1/2″ Base Dia.

PF 14H
- 7 1/2″ Diameter
- 14″ Height
- 6 1/4″ Base Dia.

PF 103H
- 14 1/16″ Diameter
- 23″ Height
- 10 7/8″ Base Dia.



PF 11F
- 5 1/4″ Diameter
- 11″ Height
- 4 1/2″ Base Dia.

PF 14F
- 7 1/2″ Diameter
- 14″ Height
- 6 1/4″ Base Dia.

PF 103F
- 14 1/16″ Diameter
- 23″ Height
- 10 7/8″ Base Dia.



PT 01
- 4″ Square
- 5 1/4″ Height



PT 02
- 4″ Square
- 5 1/4″ Height

1 • 8 0 0 • 6 8 5 • 9 9 8 1



NEWEL CAP OVER POST

NCOP 2100



NCOP 2100-13

- To fit on 13" sq newel post NP 2200 with 1/2" reveal on all sides
- 18" square
- 5 1/2" height
- Matches RAL 2100T
- Uses KIR 04
- Available in Straight, Corner and End configurations

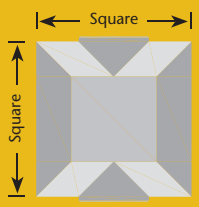

S
Straight



C
Corner



E
End

NCOP 2110



NCOP 2110-12

- To fit on 12" sq newel post NP 2201 with 1/2" reveal on all sides
- 14 5/16" square
- 3 1/8" height
- Matches RAL 2110T
- Uses KIR 05
- Available in Straight, Corner and End configurations



Spectis' newel cap over post allows you to have traditional stone styling where the top rail wraps around the newel post. Our Balustrade system is light-weight polyurethane and 100% maintenance free



SPECTIS™
MOULDERS INC.
Custom Polyurethane Products



SPECTIS™
MOULDERS INC.
Custom Polyurethane Products

BLOCKS, BRACKETS & GINGERBREADS





BLOCKS, BRACKETS & GINGERBREADS

NOTICE :

SPECTIS ADHESIVE MUST BE USED ON ALL BEDDING/BUTT JOINTS.

SPECTIS RESERVES THE RIGHT TO HOLLOW OUT THE BACK OF ANY PRODUCT WITHOUT NOTICE. SOME PRODUCTS MAY BE MADE AS ASSEMBLIES.



BL 2400
- 4 3/4″ Projection
- 12 3/8″ Height
- 7 3/4″ Width



BL 2517
- 6 1/2″ Projection
- 7 1/4″ Overall Projection
- 16 1/4″ Height
- 5 1/2″ Width



BL 3048
- 5 1/2″ Projection
- 13 1/4″ Height
- 7 1/2″ Width



BL 2530
- 9 3/4″ Projection
- 26 3/8″ Height
- 9 3/4″ Width



BL 2782
- 8″ Projection
- 29″ Height
- 12″ Width



BL 2783
- 20″ Projection
- 54″ Height
- 12″ Width



BL 2837
- 9 1/2″ Projection
- 36″ Height
- 10 1/2″ Width



BL 2420
- 4 1/4″ Projection
- 9 3/4″ Height
- 5″ Width



BL 2423
- 4 11/16″ Projection
- 6 1/8″ Overall Projection
- 17 1/8″ Height
- 5 1/2″ Width



BL 2563
- 6″ Projection
- 13 1/2″ Height
- 7 7/8″ Width



BL 2784
- 5 1/2″ Projection
- 5 11/16″ Overall Projection
- 9 7/8″ Height
- 5 1/8″ Width



BL 2829
- 8″ Projection
- 16″ Height
- 11″ Width



Photo above illustrates the use of the following Spectis products: custom header and block BL 2483A.



BL 2845
- 8 5/16″ Projection
- 13″ Height
- 10 3/8″ Width



BL 2440
- 25 3/8″ Projection
- 35 7/8″ Height
- 18″ Width



BL 2522
- 14 1/2″ Projection
- 26″ Height
- 6 1/2″ Width

1 • 8 0 0 • 6 8 5 • 9 9 8 1

Blocks may come with hollows in tops and/or backs

BLOCKS, BRACKETS & GINGERBREADS





BL 2574
- 23 1/16″ Projection
- 24 1/8″ Height
- 7 1/2″ Width



BL 2734
- 7 3/4″ Projection
- 9″ Overall Projection
- 30 3/4″ Height
- 2 1/2″ Width



Photo above illustrates the use of the following Spectis products: block BL 2734, balusters BAL 2028-12, gingerbread GB 3323, finial FIN 102 and porch posts PP 3203.



BL 2874
- 25 1/2″ Projection
- 44 1/2″ Height
- 14 1/2″ Width



BL 2918
- 10 15/16″ Projection
- 16 1/4″ Height
- 6″ Width



BL 2800
- 4 3/4″ Projection
- 35 3/4″ Height
- 8 1/2″ Width

This block is pitched and double sided



BL 2450L
BL 2450R
- 22″ Projection
- 12 13/16″ Height
- 3″ Width



BL 2422
- 4 1/8″ Projection
- 6″ Overall Projection
- 16 3/16″ Height
- 5″ Width



BL 2666
- 5 3/4″ Projection
- 9 3/8″ Overall Projection
- 22 1/2″ Height
- 5″ Width



BL 2755
- 2″ Projection
- 9 1/2″ Height
- 3 3/4″ Width

Blocks may come with hollows in tops and/or backs



BLOCKS, BRACKETS & GINGERBREADS

NOTICE :

SPECTIS ADHESIVE MUST BE USED ON ALL BEDDING/BUTT JOINTS.



COMBINED BL 2483
- 11 1/8" Projection
- 7" Height
- 14" Width
- Block Components for MD 1242 on page 170



BL 2483C
- 7 1/2" Projection
- 1 1/8" Height
- 14" Width



BL 2483B
- 11 1/8" Projection
- 1 3/8" Height
- 9 1/4" Width



BL 2483A
- 10 1/4" Projection
- 4 7/16" Height
- 8" Width

BL 2483R-5/12 • 5/12 Pitch
BL 2483L-5/12 • 5/12 Pitch



BL 2635L
BL 2635R
- 24 3/4" Projection
- 17 13/16" Height
- 2 7/8" Width



BL 2463
- 11 1/8" Projection
- 8 7/8" Height
- 14" Width



BL 2445
- 3" Projection
- 3 1/8" Overall Projection
- 2 1/16" Height
- 2 3/16" Width



BL 2982
- 13 3/16" Projection
- 11 1/4" Height
- 5" Width



BL 2516
- 15 7/8" Projection
- 9 1/4" Height
- 3 5/8" Width



BL 2835
- 23 7/8" Projection
- 13 7/8" Height
- 5 1/2" Width



BL 2836
- 13" Projection
- 10" Height
- 8" Width



BL 2427
- 23 1/2" Projection
- 11 1/2" Height
- 9 1/4" Width



BL 2538
- 13 1/4" Projection
- 6 1/2" Height
- 7 5/8" Width



BL 3061
- 11 1/8" Projection
- 5 13/16" Height
- 9 1/4" Width



BL 2581
- 2 7/8" Projection
- 1 3/8" Height
- 1 3/8" Width



BL 2610
- 3 9/16" Projection
- 1 5/8" Height
- 3" Width



BL 2882
- 3 15/16" Projection
- 1 7/8" Height
- 2 1/2" Width

1 • 8 0 0 • 6 8 5 • 9 9 8 1

Blocks may come with hollows in tops and/or backs

BLOCKS, BRACKETS & GINGERBREADS





BL 2993
- 5 1/8" Projection
- 3" Height
- 3 1/2" Width



BL 2895
- 10" Projection
- 17 3/4" Height
- 7 3/4" Width



BL 2956
- 10 15/16" Projection
- 4 7/8" Height
- 11 1/8" Width
- **2 PARTS- A & B**



COMBINED BL 2604
- 17 1/4" Projection
- 10 1/2" Height
- 21" Width
- Block Components for MD 1484 on page 171



BL 2436
- 15 7/8" Projection
- 8 1/4" Height
- 10 1/4" Width



BL 2492
- 6 7/8" Projection
- 4 1/2" Height
- 6 7/8" Width



BL 2854
- 15 7/8" Projection
- 6" Height
- 9 3/4" Width



BL 2604C
- 11 1/4" Projection
- 1 11/16" Height
- 21" Width



BL 2557
- 7 1/2" Projection
- 3 3/8" Height
- 5" Width



BL 2621
- 21" Projection
- 6 1/4" Height
- 6 1/16" Width



BL 2604B
- 16 11/16" Projection
- 2 1/16" Height
- 13 7/8" Width



BL 2597
- 22 1/4" Projection
- 7" Height
- 6 3/8" Width



BL 2762
- 20 3/8" Projection
- 7" Height
- 5 7/8" Width



BL 2604A
- 15 3/8" Projection
- 6 11/16" Height
- 12" Width

www.spectis.com

Blocks may come with hollows in tops and/or backs



BLOCKS, BRACKETS & GINGERBREADS

NOTICE :

SPECTIS ADHESIVE MUST BE USED ON ALL BEDDING/BUTT JOINTS.



COMBINED BL 2476
- 5 11/16" Projection
- 3 13/16" Height
- 7" Width
- Block Components for MD 1259 on page 170



BL 2476C
- 3 3/4" Projection
- 9/16" Height
- 7" Width



BL 2476B
- 5 9/16" Projection
- 11/16" Height
- 4 5/8" Width



BL 2476A
- 5 1/8" Projection
- 2 9/16" Height
- 3 1/4" Width

BL 2476L-8/12
BL 2476R-8/12



BL 2864
- 17 1/2" Projection
- 6 3/4" Height
- 8" Width



BL 2865
- 32" Projection
- 14" Height
- 7 1/2" Width



BL 2830
- 15" Projection
- 16" Overall Projection
- 24" Height
- 16 3/8" Width



BL 2960
- 38 3/4" Projection
- 13 5/8" Height
- 6 15/16" Width



BL 2961
- 23 11/16" Projection
- 20 1/4" Height
- 10 7/16" Width



BL 2803
- 6 3/4" Projection
- 29" Height
- 5 1/4" Width



BL 2804
- 6 7/8" Projection
- 15 3/4" Height
- 5 1/4" Width



BL 2464
- 3 3/4" Projection
- 8 1/2" Height
- 4 7/8" Width



BL 2428
- 3" Projection
- 3 1/4" Overall Proj.
- 8 1/4" Height
- 3 5/16" Width

1 • 8 0 0 • 6 8 5 • 9 9 8 1

Blocks may come with hollows in tops and/or backs

BLOCKS, BRACKETS & GINGERBREADS





BL 2496
- 41 7/8″ Projection
- 21 3/4″ Height
- 3 7/8″ Width



BL 2974
- 12" Projection
- 3 3/4" Height
- 2 3/4" Width



BL 2951
- 16 3/4″ Projection
- 32 1/4″ Height
- 12 7/8″ Width



BL 2407
- 1 1/8″ Projection
- 16 1/4″ Height
- 9 1/2″ Width



BL 2502
- 1″ Projection
- 14″ Height
- 8″ Width



BL 2644
- 1 1/4″ Projection
- 11 1/2″ Height
- 7″ Width



BL 2757
- 1″ Projection
- 10 1/4″ Height
- 5 1/2″ Width



BL 2797
- 1″ Projection
- 14″ Height
- 5 1/4″ Width



Photo above illustrates the use of Spectis custom panel insert and moulding MD 1154.



BL 2535
- 1 1/4″ Projection
- 7 1/2″ Height
- 5″ Width

BL 2535L-9/12
BL 2535R-9/12
- 9/12 Pitch



BL 2983
- 1 3/8" Projection
- 10 1/8" Height
- 6" Width



BL 2632
- 1 1/4″ Projection
- 11 1/2″ Height
- 7″ Width

Blocks may come with hollows in tops and/or backs



BLOCKS, BRACKETS & GINGERBREADS

NOTICE :

SPECTIS ADHESIVE MUST BE USED ON ALL BEDDING/BUTT JOINTS.



BL 2617
- 1 9/16" Projection
- 20 1/4" Height
- 12" Width



BL 3067
- 1 1/8" Projection
- 25 3/4" Height
- 16 5/8" Width



BL 3113
- 3 5/8" Projection
- 10 1/2" Height
- 6 1/8" Width



BL 2472
- 2 1/4" Projection
- 10 3/4" Height
- 6 1/4" Width



BL 2740
- 7/8" Projection
- 11 3/4" Height
- 3 3/4" Width



BL 3039
- 3" Projection
- 14" Height
- 5" Width



BL 2896
- 3" Projection
- 18" Height
- 5" Width



BL 2687
- 5" Projection
- 13 5/8" Height
- 5" Width



BL 2412
- 5 1/2" Projection
- 14" Height
- 6 7/8" Width

BL 2412L-8/12
BL 2412R-8/12
- 8/12 Pitch



BL 2426
- 5 1/4" Projection
- 10" Height
- 3 1/2" Width



BL 3016
- 8" Projection
- 14" Height
- 8" Width



BL 3038
- 10 1/2" Projection
- 14" Height
- 6" Width



BL 2998
- 10" Projection
- 16" Height
- 6" Width



BL 2481
- 10 1/2" Projection
- 20" Height
- 6" Width



BL 2930
- 5 1/4" Projection
- 10" Height
- 4" Width



BL 2935
- 5 1/4" Projection
- 14" Height
- 3 1/2" Width

1 • 8 0 0 • 6 8 5 • 9 9 8 1

Blocks may come with hollows in tops and/or backs

BLOCKS, BRACKETS & GINGERBREADS





BL 2419
- 3 1/2″ Projection
- 35″ Height
- 7 1/2″ Width



BL 3044
- 5 1/8" Projection
- 15 7/8" Height
- 5 5/8" Width



BL 3109
- 2 1/2" Projection
- 24 1/2" Height
- 8 3/4" Width



BL 2477
- 4 1/4″ Projection
- 21″ Height
- 4 1/4″ Width



BL 2725
- 6″ Projection
- 22 1/2″ Height
- 5″ Width



BL 2457
- 14 1/4″ Projection
- 30″ Height
- 7 1/2″ Width



BL 2458
- 14 1/4″ Projection
- 30″ Height
- 7 1/2″ Width



BL 2473
- 10 5/8″ Projection
- 19″ Height
- 10 5/8″ Width



BL 2487
- 15 5/8″ Projection
- 19 3/8″ Height
- 11 1/2″ Width



Photo above illustrates the use of the following Spectis products: custom mouldings with blocks BL 2487.

Blocks may come with hollows in tops and/or backs



BLOCKS, BRACKETS & GINGERBREADS

NOTICE :

SPECTIS ADHESIVE MUST BE USED ON ALL BEDDING/BUTT JOINTS.



BL 2922
- 8 1/2″ Projection
- 16″ Height
- 4 1/2″ Width



BL 2429
- 17 1/2″ Projection
- 35″ Height
- 11″ Width



BL 2460
- 6 3/4″ Projection
- 17″ Height
- 7 3/4″ Width



Photo above shows the use of Spectis block BL 2531.



BL 2534
- 11″ Projection
- 20 7/8″ Height
- 7 7/8″ Width



BL 2566
- 6 5/8″ Projection
- 18 3/8″ Height
- 7 3/4″ Width



BL 2691
- 21 1/8″ Projection
- 29 1/2″ Height
- 8 7/8″ Width



BL 2425
- 9 5/8″ Projection
- 15 5/8″ Height
- 2 1/2″ Width



BL 3052
- 7 7/8" Projection
- 17 3/4" Height
- 2 1/2" Width



BL 2531
- 20 1/4″ Projection
- 35″ Height
- 9 1/2″ Width



BL 2620
- 10 1/2″ Projection
- 22″ Height
- 4 1/4″ Width



BL 2989
- 10" Projection
- 19 13/16" Height
- 4" Width

1 • 8 0 0 • 6 8 5 • 9 9 8 1

Blocks may come with hollows in tops and/or backs

BLOCKS, BRACKETS & GINGERBREADS





BL 2855
- 15 3/8″ Projection
- 27 9/16″ Height
- 8 3/8″ Width



BL 2508
- 12″ Projection
- 20 3/4″ Height
- 11″ Width



BL 3130
- 11" Projection
- 38 1/2" Height
- 6" Width



BL 3179
- 5 1/4" Projection
- 48" Height
- 7 1/4" Width



BL 2605
- 8 5/16″ Projection
- 25 1/2″ Height
- 3 1/8″ Width



BL 2626
- 8 5/8″ Projection
- 13 3/4″ Height
- 3″ Width



BL 2456
- 14 1/4″ Projection
- 30″ Height
- 7 1/2″ Width



BL 2590
- 10 5/8″ Projection
- 19 1/4″ Height
- 4 1/2″ Width



BL 2627
- 9 3/16″ Projection
- 14 7/8″ Height
- 3″ Width



BL 2902
- 10 3/4″ Projection
- 28 1/8″ Height
- 5″ Width



BL 2733
- 4″ Projection
- 9″ Height
- 3 1/2″ Width



BL 2527
- 4 1/2″ Projection
- 14 1/2″ Height
- 8 1/8″ Width



BL 2707
- 24″ Projection
- 11″ Height
- 8″ Width



BL 3124
- 24" Projection
- 21" Height
- 5" Width

Blocks may come with hollows in tops and/or backs



BLOCKS, BRACKETS & GINGERBREADS

NOTICE :

SPECTIS ADHESIVE MUST BE USED ON ALL BEDDING/BUTT JOINTS.



BL 2946
- 16 1/2" Projection
- 34" Height
- 4" Width



BL 3110
- 18 3/16" Projection
- 30 1/2" Height
- 3" Width



BL 3158
- 32" Projection
- 48" Height
- 6" Width



BL 2729
- 4" Projection
- 28" Height
- 16" Width



BL 2838
- 7" Projection
- 17 1/4" Height
- 4 1/2" Width



BL 3090
- 9 3/4" Projection
- 10 1/4" Height
- 3 1/2" Width



BL 2932
- 26" Projection
- 18" Height
- 4 1/2" Width



BL 2724
- 20" Projection
- 5 7/8" Height
- 3" Width



BL 2927
- 12" Projection
- 36" Height
- 4" Width



BL 2739
- 4 1/2" Projection
- 19" Height
- 4 1/2" Width



BL 2817
BL 2817CF
- 12" Projection
- 39" Height
- 12" Width
- **CONCRETE FINISH**

BL 2816CF
- 12" Projection
- 49" Height
- 12" Width
- **CONCRETE FINISH**



BL 2843
- 14" Projection
- 3 3/4" Height
- 4" Width



BL 2880
- 24" Projection
- 10" Height
- 6" Width



BL 3161
- 36" Projection
- 8" Height
- 10" Width



BL 2448
- 13" Projection
- 3 3/4" Height
- 6" Width



BL 2449
- 9" Projection
- 3 3/4" Height
- 6" Width

1 • 8 0 0 • 6 8 5 • 9 9 8 1

Blocks may come with hollows in tops and/or backs

BLOCKS, BRACKETS & GINGERBREADS





BL 2931
- 3 1/2″ Projection
- 8″ Height
- 11″ Width



BL 2953
- 9 1/4″ Projection
- 29″ Height
- 7″ Width



BL 2544
- 3″ Projection
- 7″ Height
- 3 1/2″ Width



BL 2710
- 7″ Projection
- 12″ Height
- 7 1/2″ Width



BL 2659
- 15″ Projection
- 25 3/4″ Height
- 14 1/2″ Width



BL 2680
- 9″ Projection
- 14 1/2″ Height
- 7″ Width

BL 2680W
- WOODGRAIN



BL 2411-16
- 16″ Projection
- 7 3/8″ Height
- 3″ Width

BL 2411-18
- 18″ Projection
- 7 5/8″ Height
- 3″ Width



BL 2866
- 24″ Projection
- 27″ Overall Projection
- 10″ Height
- 3″ Width



BL 2564
- 52″ Projection
- 13 3/4″ Height
- 5 3/4″ Width



BL 2969
- 26″ Projection
- 5 1/2″ Height
- 2″ Width



BL 2549
- 16 1/2″ Projection
- 12″ Height
- 2 5/8″ Width



BL 3005
- 20 1/4" Projection
- 4" Height
- 6" Width



BL 2772
- 18″ Projection
- 11 1/4″ Height
- 3″ Width
- 6/12″ Pitch

BL 2773
- 18 1/16″ Projection
- 11 1/4″ Height
- 3″ Width
- 3/12″ Pitch



BL 2550
- 39 1/2″ Projection
- 6 11/16″ Height
- 2″ Width



BL 2551
- 41″ Projection
- 6 1/2″ Height
- 2″ Width

www.spectis.com

Blocks may come with hollows in tops and/or backs



BLOCKS, BRACKETS & GINGERBREADS

NOTICE :

SPECTIS ADHESIVE MUST BE USED ON ALL BEDDING/BUTT JOINTS.



BL 2647
- 23″ Projection
- 11 3/8″ Height
- 3 1/2″ Width



BL 2939
- 79 1/2″ Projection
- 8″ Height
- 1 1/2″ Width

BL 2552
- 37 1/2″ Projection
- 7″ Height
- 2″ Width









BL 2901
- 18 1/2″ Projection
- 6 1/4″ Height
- 7 1/4″ Width

BL 3029
- 21 3/4" Projection
- 12" Height
- 6" Width



BL 2685
- 16″ Projection
- 7″ Height
- 5″ Width

BL 2926
- 18″ Projection
- 6″ Height
- 4 1/2″ Width



BL 2668
- 29″ Projection
- 9 1/2″ Height
- 6″ Width



BL 3028
- 46" Projection
- 12" Height
- 6" Width



BL 2925
- 49″ Projection
- 16″ Height
- 4″ Width



BL 2742
- 23″ Projection
- 6″ Height
- 4″ Width

BL 2743
- 26″ Projection
- 6″ Height
- 4″ Width



BL 2912
- 24 1/2″ Projection
- 6″ Height
- 4″ Width

1 • 8 0 0 • 6 8 5 • 9 9 8 1

Blocks may come with hollows in tops and/or backs

BLOCKS, BRACKETS & GINGERBREADS





BL 3115
- 29" Projection
- 6" Height
- 3" Width



BL 2646
- 11 3/16″ Projection
- 5″ Height
- 3 1/2″ Width



BL 3143
- 11" Projection
- 4" Height
- 4" Width



BL 2648
- 17 1/4″ Projection
- 5 3/8″ Height
- 3 1/2″ Width



BL 2987
- 13" Projection
- 9 1/4" Height
- 3 1/8" Width



BL 2690
- 26 1/2″ Projection
- 5 1/4″ Height
- 7 1/4″ Width



BL 3142
- 42" Projection
- 12" Height
- 3" Width



BL 2774
- 39″ Projection
- 12″ Height
- 3″ Width



BL 2776
- 20″ Projection
- 10″ Height
- 12″ Width



BL 3122RS
- 24" Projection
- 5 1/4" Height
- 5 1/4" Width



BL 3007
- 24" Projection
- 12" Height
- 6" Width



BL 3094
- 27 1/2" Projection
- 5 1/2" Height
- 5 1/2" Width



BL 2798
- 9 7/8″ Projection
- 25 7/8″ Height
- 7 1/2″ Width

Blocks may come with hollows in tops and/or backs



BLOCKS, BRACKETS & GINGERBREADS

NOTICE :

SPECTIS ADHESIVE MUST BE USED ON ALL BEDDING/BUTT JOINTS.



BL 2921
- 60″ Projection
- 5 1/2″ Height
- 7 1/2″ Width



BL 2920
- 30″ Projection
- 5 1/2″ Height
- 7 1/2″ Width



BL 2547
- 26″ Projection
- 9 1/2″ Height
- 3″ Width



BL 2765
- 14 1/2″ Projection
- 6 11/16″ Height
- 5″ Width

BL 2766
- 14 1/2″ Projection
- 6 1/2″ Height
- 5″ Width



BL 2764
- 14 1/2″ Projection
- 7 1/4″ Height
- 5″ Width



BL 2514
- 6″ Projection
- 2 7/8″ Height
- 2 1/2″ Width



BL 2562
- 21 1/2″ Projection
- 18 1/4″ Height
- 4 1/4″ Width



BL 2678
- 9″ Projection
- 24″ Height
- 8″ Width



BL 2682
- 14″ Projection
- 9″ Height
- 2 1/2″ Width
- 4/12 Pitch



BL 2683
- 14″ Projection
- 9″ Height
- 2 1/2″ Width
- 5/12 Pitch

1 • 8 0 0 • 6 8 5 • 9 9 8 1

Blocks may come with hollows in tops and/or backs

BLOCKS, BRACKETS & GINGERBREADS





BL 3185
- 19 1/2" Projection
- 11 1/2" Height
- 3" Width



BL 2706
- 11 1/2" Projection
- 7 3/4" Height
- 6" Width



BL 2980
- 11" Projection
- 13" Height
- 6" Width

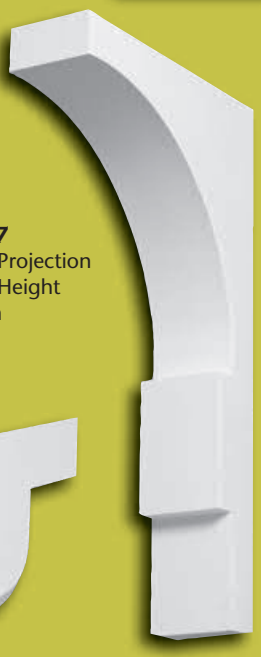

BL 2737
- 13 1/4" Projection
- 23 3/4" Height
- 4" Width



BL 3087
- 24" Projection
- 30" Height
- 5 1/4" Width



BL 3088
- 45 1/4" Projection
- 39" Height
- 5 1/4" Width



BL 2807
- 21" Projection
- 12 3/8" Height
- 3" Width



BL 2754
- 24" Projection
- 14 1/2" Height
- 7 1/4" Width



BL 3182
- 30 1/2" Projection
- 9" Height
- 10" Width



BL 2789
- 9 1/4" Projection
- 13" Height
- 3 1/8" Width



BL 2822
- 27 1/2" Projection
- 21 3/4" Height
- 3" Width



BL 2827
- 17" Projection
- 12" Height
- 5" Width

BL 2827L-10/12
BL 2827R-10/12
- 17" Projection
- 16 3/16" Height
- 5" Width



BL 2867
- 29 1/2" Projection
- 13" Height
- 4" Width



BL 2903
- 26" Projection
- 8 5/8" Height
- 5" Width

Blocks may come with hollows in tops and/or backs



BLOCKS, BRACKETS & GINGERBREADS

NOTICE :

SPECTIS ADHESIVE MUST BE USED ON ALL BEDDING/BUTT JOINTS.



BL 2977
- 12 1/2" Projection
- 10 1/4" Height
- 3 1/2" Width



BL 3165
- 10" Projection
- 4" Height
- 3" Width



BL 3173
- 15 1/4" Projection
- 7 1/4" Height
- 4" Width



BL 3174
- 24" Projection
- 7 1/4" Height
- 4" Width



BL 3169
- 26" Projection
- 7" Height
- 5" Width



BL 3183
- 39" Projection
- 12" Height
- 4" Width



BL 2904
- 12 3/4" Projection
- 9" Height
- 7" Width



BL 2770RS
- 21" Projection
- 12" Height
- 8 3/4" Width
- ROUGH SAWN
- WOODTONE COLOUR



BL 2771RS
- 23" Projection
- 12" Height
- 8 3/4" Width
- ROUGH SAWN
- WOODTONE COLOUR



BL 2913
- 18" Projection
- 9 3/8" Height
- 3" Width



BL2872
- 52" Projection
- 42" Height
- 12" Width



BL 3015
- 22" Projection
- 24" Height
- 4" Width



BL 3026
- 24" Projection
- 14" Height
- 24" Width

1 • 8 0 0 • 6 8 5 • 9 9 8 1

Blocks may come with hollows in tops and/or backs

BLOCKS, BRACKETS & GINGERBREADS





BL 3024
- 24" Projection
- 20" Height
- 16" Width



BL 2887
- 26 3/8" Projection
- 22 3/4" Height
- 5 3/8" Width



BL 3025
- 36" Projection
- 20" Height
- 16" Width



BL 2756
- 1 3/4" Projection
- 5 3/4" Height
- 5 5/8" Width



BL 3066
- 4" Projection
- 10" Height
- 4" Width



BL 2778
- 31" Projection
- 9 1/4" Height
- 10 1/2" Width



BL 2779
- 16 1/2" Projection
- 7 1/2" Height
- 6 1/2" Width



BL 2693
- 8 1/2" Projection
- 6 1/4" Height
- 5 3/4" Width



BL 2692
- 32" Projection
- 6 3/4" Height
- 6" Width



BL 2694
- 36" Projection
- 6 3/4" Height
- 4" Width

BL 2695
- 24" Projection
- 6 3/4" Height
- 4" Width

BL 2696
- 32" Projection
- 6 3/4" Height
- 4" Width

BL 2697
- 48" Projection
- 6 3/4" Height
- 4" Width



BL 3118
- 22" Projection
- 18" Height
- 7 3/4" Width



BL 3117
- 32" Projection
- 18" Height
- 7 3/4" Width

www.spectis.com

Blocks may come with hollows in tops and/or backs



BLOCKS, BRACKETS & GINGERBREADS

NOTICE :

SPECTIS ADHESIVE MUST BE USED ON ALL BEDDING/BUTT JOINTS.



BL 3135
- 12 3/4" Projection
- 9 1/4" Height
- 4" Width



BL 2781
- 15" Projection
- 5 1/2" Height
- 18" Width



BL 2862
- 34 1/2" Projection
- 12" Height
- 2" Width



BL 2915
- 9 1/4" Projection
- 5" Height
- 7" Width



BL 3006
- 32" Projection
- 7 1/4" Height
- 6" Width



BL 2415
- 9" Projection
- 3 15/16" Height
- 4 1/8" Width



BL 2870
- 34" Projection
- 6 1/2" Height
- 2" Width



BL 2609L-5/12
BL 2609R-5/12
- 5/12 Pitch
- 9" Projection
- 5 3/16" Height
- 4 1/4" Width



BL 2611
- 20 3/8" Projection
- 4 1/2" Height
- 4 3/8" Width



BL 2888
- 16 5/8" Projection
- 5" Height
- 6 1/4" Width



BL 2718
- 22" Projection
- 11 1/4" Height
- 6" Width



BL 2991
- 17 5/8" Projection
- 12 1/2" Height
- 8" Width



BL 3176
- 13" Projection
- 5 1/2" Height
- 5 1/2" Width



BL 2744
- 15" Projection
- 7 3/8" Height
- 4" Width



BL 3139
- 16" Projection
- 7 1/4" Height
- 3" Width

1 • 8 0 0 • 6 8 5 • 9 9 8 1

Blocks may come with hollows in tops and/or backs

BLOCKS, BRACKETS & GINGERBREADS





BL 2992
- 18" Projection
- 7 1/4" Height
- 3 1/4" Width



BL 2518
- 12" Projection
- 5 1/2" Height
- 5 1/2" Width



BL 2908
- 30" Projection
- 10" Height
- 6" Width

FINISHING

All Spectis' products are shipped "double primed" with an exterior grade latex paint and are ready for use. We recommend final finishing after installation is complete for the most consistent appearance possible. Please see "finishing" recommendations (on page 267) for more information.





BL 2802
- 24" Projection
- 6" Height
- 3" Width



BL 2805
- 21" Projection
- 6" Height
- 3" Width



BL 2924
- 13 1/2" Projection
- 7" Height
- 2 3/4" Width



Photo above illustrates the use of Spectis blocks BL 2457.



BL 2978
- 15" Projection
- 15" Height
- 6" Width



BL 2820RS
- 27" Projection
- 18" Height
- 4" Width
- **ROUGH SAWN**
- **WOODTONE COLOUR**

Blocks may come with hollows in tops and/or backs



BLOCKS, BRACKETS & GINGERBREADS

NOTICE :

SPECTIS ADHESIVE MUST BE USED ON ALL BEDDING/BUTT JOINTS.



BL 2708
- 31″ Projection
- 11 1/4″ Height
- 8″ Width



BL 2709
- 19″ Projection
- 7 1/2″ Height
- 8″ Width



BL 2883
- 37″ Projection
- 18 3/4″ Height
- 18″ Width



BL 2752
- 15″ Projection
- 6″ Height
- 6″ Width



BL 2753
- 23″ Projection
- 8″ Height
- 8″ Width



BL 2910
- 29″ Projection
- 9 1/2″ Height
- 6″ Width



BL 2625
- 18″ Projection
- 10 1/2″ Height
- 7 1/4″ Width



BL 2769
- 18″ Projection
- 10 1/1/4″ Height
- 7 1/4″ Width



BL 2923
- 35″ Projection
- 19″ Height
- 10″ Width



BL 3054
- 40″ Projection
- 12 1/8″ Height
- 7 1/4″ Width



BL 3055
- 54 7/8″ Projection
- 11 13/16″ Height
- 7 1/4″ Width



BL 3056
- 56 1/8″ Projection
- 11 13/16″ Height
- 7 1/4″ Width



BL 3023
- 24″ Projection
- 8″ Height
- 16″ Width

1 • 800 • 685 • 9981

Blocks may come with hollows in tops and/or backs

BLOCKS, BRACKETS & GINGERBREADS





BL 2404
- 7 3/4" Projection
- 3 1/2" Height
- 5" Width

BL 2404L-5/12
BL 2404R-5/12
- 5/12 Pitch

BL 2404L-7/12
BL 2404R-7/12
- 7/12 Pitch

BL 2404L-10/12
BL 2404R-10/12
- 10/12 Pitch

BL 2404R-12/12
BL 2404L-12/12
- 12/12 Pitch



BL 2414
- 18" Projection
- 7 1/2" Height
- 7" Width



BL 2444
- 7 3/4" Projection
- 4" Height
- 5 1/8" Width

BL 2444L-5/12
BL 2444R-5/12
- 5/12 Pitch

BL 2444L-6/12
BL 2444R-6/12
- 6/12 Pitch

BL 2444L-7/12
BL 2444R-7/12
- 7/12 Pitch

BL 2444L-8/12
BL 2444R-8/12
- 8/12 Pitch

BL 2444L-9/12
BL 2444R-9/12
- 9/12 Pitch



BL 2469
- 7 5/16" Projection
- 4" Height
- 4 3/4" Width

BL 2469L-5/12
BL 2469R-5/12
- 5/12 Pitch

BL 2469L-7/12
BL 2469R-7/12
- 7/12 Pitch

BL 2469L-9/12
BL 2469R-9/12
- 9/12 Pitch

BL 2469L-12/12
BL 2469R-12/12
- 12/12 Pitch



BL 2999
- 8 3/4" Projection
- 6 1/2" Height
- 6 7/8" Width



BL 2509
- 9 7/8" Projection
- 5 3/4" Height
- 8 5/8" Width



BL 3131
- 7" Projection
- 5" Height
- 6 1/4" Width



BL 2519
- 9 1/2" Projection
- 5 3/4" Height
- 5 3/8" Width



BL 2525
- 9 1/2" Projection
- 5 3/4" Height
- 5 7/8" Width



BL 2526
- 14" Projection
- 5 3/4" Height
- 8 5/8" Width



BL 2905
- 9 3/4" Projection
- 5" Height
- 5 1/2" Width

BL 2905L-6/12
BL 2905R-6/12
- 6/12 Pitch



BL 2643
- 17" Projection
- 7 3/8" Height
- 7" Width



BL 2871
- 9 1/2" Projection
- 5 3/4" Height
- 5 3/4" Width



BL 3126
- 4 7/8" Projection
- 4 1/4" Height
- 5 3/16" Width



BL 2571
- 6 1/2" Projection
- 6" Height
- 5 1/2" Width

BL 2571L-6.5/12
BL 2571R-6.5/12
- 6.5/12 Pitch



BL 2556
- 4 3/4" Projection
- 2 1/8" Height
- 3 1/8" Width

BL 3146
- 12" Projection
- 8 1/2" Height
- 9" Width

BL 3146L-6/12
BL 3146R-6/12
- 6/12 Pitch



Blocks may come with hollows in tops and/or backs



BLOCKS, BRACKETS & GINGERBREADS

NOTICE :

SPECTIS ADHESIVE MUST BE USED ON ALL BEDDING/BUTT JOINTS.



BL 2486
- 8 1/2" Projection
- 5 1/4" Height
- 10" Width



BL 2628
- 8 3/8" Projection
- 4" Height
- 6 1/2" Width



BL 2629
- 6 1/2" Projection
- 3 1/2" Height
- 6" Width

BL 2629L-5/12
BL 2629R-5/12



BL 2630
- 5 3/8" Projection
- 3 1/8" Height
- 5 1/2" Width



BL 2641
- 5 1/2" Projection
- 2 1/2" Height
- 2 1/2" Width

BL 2641L-5/12
BL 2641R-5/12
- 5/12 Pitch

BL 2641L-6/12
BL 2641R-6/12
- 6/12 Pitch

BL 2641L-10/12
BL 2641R-10/12
- 10/12 Pitch



BL 2652
- 4 1/2" Projection
- 4" Height
- 4 9/16" Width



BL 2622
- 8" Projection
- 5 3/8" Height
- 5 3/8" Width



BL 2658L-8/12
BL 2658R-8/12
- 8/12 Pitch
- 7 1/4" Projection
- 7" Height
- 4 1/4" Width



BL 2741
- 5 3/8" Projection
- 3 1/8" Height
- 5 3/8" Width



BL 2968
- 23 3/4" Projection
- 10 11/16" Height
- 6 7/8" Width



BL2873
- 32" Projection
- 6" Height
- 6" Width



BL 3040
- 66 3/8" Projection
- 12" Height
- 10" Width



BL 2909L-6/12
BL 2909R-6/12
- 12" Projection
- 7 1/2" Height
- 5 3/8" Width
- 6/12 Pitch

BL 2909L-7/12
BL 2909R-7/12
- 12" Projection
- 7 3/4" Height
- 5 3/8" Width
- 7/12 Pitch



BL 2439
- 22" Projection
- 13 1/2" Height
- 6 1/2" Width



BL 2911
- 12" Projection
- 5 1/2" Height
- 5 1/2" Width



BL 2914
- 14" Projection
- 5" Height
- 7" Width

1 • 8 0 0 • 6 8 5 • 9 9 8 1

Blocks may come with hollows in tops and/or backs

BLOCKS, BRACKETS & GINGERBREADS





BL 2929
- 9 3/4″ Projection
- 5 1/2″ Height
- 6 3/4″ Width

BL 2929L-6/12
BL 2929R-6/12
- 9 3/4″ Projection
- 8 3/4″ Height
- 6 5/16″ Width
- 6/12 Pitch



BL 2761
- 10″ Projection
- 5″ Height
- 4 3/4″ Width



BL 2834
- 10 3/4″ Projection
- 6 1/2″ Height
- 6 1/2″ Width



BL 2494
- 13″ Projection
- 8″ Height
- 9″ Width



BL 2560
- 9″ Projection
- 4″ Height
- 4 1/8″ Width



BL 2462
- 8″ Projection
- 8″ Height
- 4 7/8″ Width



BL 2578
- 8″ Projection
- 8″ Height
- 4 7/8″ Width



BL 2846
- 11 1/8″ Projection
- 11 1/8″ Height
- 7 1/4″ Width

BL 2846L-10/12
BL 2846R-10/12
- 11 1/8″ Projection
- 18 9/16″ Height
- 10/12 Pitch

BL 2846L-15/12
BL 2846R-15/12
- 11 1/8″ Projection
- 23 3/8″ Height
- 15/12 Pitch



BL 2847L-15/12
BL 2847R-15/12
- 11 1/8″ Projection
- 20 3/16″ Height
- 3 1/2″ Width
- 15/12 Pitch



BL 2575
- 8″ Projection
- 11″ Height
- 4 7/8″ Width



BL 2580
- 4 1/4″ Projection
- 10 3/4″ Height
- 4 7/8″ Width



BL 2916
- 3 1/4″ Projection
- 4 3/4″ Height
- 6 1/4″ Width



BL 2459
- 5 1/2″ Projection
- 3″ Height
- 4 7/8″ Width



BL 2677
- 5 3/4″ Projection
- 3 1/8″ Height
- 3 1/2″ Width



BL 2812
- 6 1/2″ Projection
- 3 1/4″ Height
- 5 1/2″ Width

BL 2812L-8/12
BL 2812R-8/12
- 8/12 Pitch



BL 2813
- 5 1/8″ Projection
- 2 11/16″ Height
- 4 5/8″ Width



BL 3057
- 5 11/16″ Projection
- 3 1/2″ Height
- 4 1/2″ Width



BL 2848
- 9 5/16″ Projection
- 5 3/8″ Height
- 8″ Width



BL 2488
- 9 1/4″ Projection
- 6″ Height
- 7 1/8″ Width

Blocks may come with hollows in tops and/or backs



BLOCKS, BRACKETS & GINGERBREADS

NOTICE :

SPECTIS ADHESIVE MUST BE USED ON ALL BEDDING/BUTT JOINTS.



BL 2498
- 11 7/16" Projection
- 5 1/8" Height
- 5 3/4" Width

BL 2498L-6/12
BL 2498R-6/12
- 6/12 Pitch



BL 2796
- 11 7/16" Projection
- 5 1/8" Height
- 9 3/8" Width

BL 2796L-10/12
BL 2796R-10/12
- 11 7/16" Projection
- 11 1/16" Height
- 10/12 Pitch



BL 2653
- 7 7/8" Projection
- 5" Height
- 5 3/4" Width



BL 2875
- 13 1/2" Projection
- 8 3/4" Height
- 6" Width



BL 3063
- 21" Projection
- 6 3/4" Height
- 6" Width



BL 2421-26
- 26 3/4" Projection
- 7" Height
- 2 1/2" Width

BL 2421-32
- 32 3/4" Projection
- 7" Height
- 2 1/2" Width



BL 2664
- 13" Projection
- 16 7/8" Height
- 4" Width



BL 2408
- 7 3/4" Projection
- 7" Height
- 5" Width

BL 2408R-10/12
BL 2408L-10/12
- 10/12 Pitch



Photo above illustrates the use of Spectis products: custom pilaster, custom moulding and block BL 2711.



BL 3121
- 20" Projection
- 5 1/2" Height
- 2 1/2" Width



BL 2542
- 60" Projection
- 7" Height
- 5" Width



BL 3033
- 42" Projection
- 11 1/4" Height
- 7 1/4" Width

1 • 8 0 0 • 6 8 5 • 9 9 8 1

Blocks may come with hollows in tops and/or backs

BLOCKS, BRACKETS & GINGERBREADS





BL 2801
- 3 3/4″ Projection
- 3 5/8″ Height
- 3 11/16″ Width



BL 3069
- 4 7/16″ Projection
- 3 1/2″ Height
- 4 1/2″ Width



BL 2944
- 10″ Projection
- 9″ Height
- 7″ Width



BL 3093
- 10 3/4″ Projection
- 5 1/4″ Height
- 6″ Width



BL 2663
- 10 5/8″ Projection
- 8″ Height
- 2″ Width

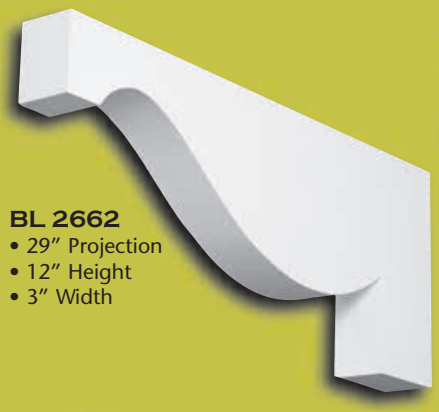

BL 2662
- 29″ Projection
- 12″ Height
- 3″ Width



BL 2572
- 9 3/4″ Projection
- 5″ Height
- 3 1/2″ Width



BL 3166
- 12″ Projection
- 14″ Height
- 3″ Width



BL 2790
- 21 1/2″ Projection
- 12 1/2″ Height
- 3 1/2″ Width



BL 2841
- 17″ Projection
- 7 1/2″ Height
- 2″ Width



BL 2583
- 21 1/2″ Projection
- 7 1/2″ Height
- 5 1/2″ Width



BL 3068
- 24″ Projection
- 8″ Height
- 6″ Width



Photo above illustrates the use of the following Spectis products: custom gable end with blocks BL 2593, left & right balusters BAL 2067L, BAL 2067R, and custom shutters.



BL 2748
- 20″ Projection
- 7″ Height
- 3″ Width



BL 2979
- 24″ Projection
- 12″ Height
- 10″ Width

Blocks may come with hollows in tops and/or backs



BLOCKS, BRACKETS & GINGERBREADS

NOTICE :

SPECTIS ADHESIVE MUST BE USED ON ALL BEDDING/BUTT JOINTS.



BL 2588
- 8 5/8" Projection
- 5" Height
- 2 3/4" Width



BL 3043
- 6 9/16" Projection
- 3 1/4" Height
- 2 13/16" Width



BL 2823
- 7 13/16" Projection
- 5 1/2" Height
- 3 11/16" Width



BL 2570
- 6 3/4" Projection
- 3" Height
- 5" Width

BL 2570L-9/12
BL 2570R-9/12
- 9/12 Pitch



BL 2936
- 10" Projection
- 5 1/8" Height
- 6" Width

BL 2936L-6/12
BL 2936R-6/12
- 6/12 Pitch



BL 3159
- 7 1/4" Projection
- 6" Height
- 4" Width



BL 2840
- 3 1/8" Projection
- 5 1/2" Height
- 3 5/8" Width



BL 2860
- 9 1/2" Projection
- 6 3/8" Height
- 2 3/4" Width



BL 2858
- 13 1/2" Projection
- 4 1/2" Height
- 2 3/4" Width



BL 2667
- 7 1/2" Projection
- 3 7/8" Height
- 3 3/4" Width



BL 2484
- 21 3/4" Projection
- 6 3/4" Height
- 3 1/2" Width



BL 2851
- 36" Projection
- 9" Height
- 6" Width



BL 2485
- 15 3/4" Projection
- 5 1/2" Height
- 3 1/2" Width



BL 2981
- 21 3/4" Projection
- 7 15/16" Height
- 3 1/2" Width



BL 2809
- 13" Projection
- 5 1/2" Height
- 3 1/2" Width

1 • 8 0 0 • 6 8 5 • 9 9 8 1

Blocks may come with hollows in tops and/or backs

BLOCKS, BRACKETS & GINGERBREADS





Photo above illustrates a custom Spectis gable end with blocks BL 2593.



BL 2467
- 10 1/2″ Projection
- 16″ Height
- 3″ Width



BL 2705
- 12″ Projection
- 24″ Height
- 3 1/2″ Width



BL 2679
- 7 7/8″ Projection
- 14 7/8″ Height
- 8 1/8″ Width



BL 2475
- 13 1/4″ Projection
- 6″ Height
- 6″ Width



BL 2537
- 15″ Projection
- 8″ Height
- 4″ Width



BL 2704
- 12″ Projection
- 12″ Height
- 3 1/2″ Width



BL 2767
- 6 1/8″ Projection
- 3 7/8″ Height
- 6 3/8″ Width

BL 2592-3.5
- 14 3/4″ Projection
- 9″ Height
- 3 1/2″ Width

BL 2592-4.5
- 4 1/2″ Width

BL 2592-5.5
- 5 1/2″ Width





BL 2758
- 5 1/8″ Projection
- 3 7/8″ Height
- 6 3/8″ Width

www.spectis.com

Blocks may come with hollows in tops and/or backs



BLOCKS, BRACKETS & GINGERBREADS

NOTICE :

SPECTIS ADHESIVE MUST BE USED ON ALL BEDDING/BUTT JOINTS.



BL 2889PC
- 35 1/4" Projection
- 8 3/4" Height
- 6 1/2" Width
- **PECKY CYPRESS**
- **WOODTONE COLOUR**



BL 2897PC
- 43 1/4" Projection
- 20 1/4" Height
- 13 1/2" Width
- **PECKY CYPRESS**
- **WOODTONE COLOUR**



BL 2899PC
- 17 1/4" Projection
- 8 3/4" Height
- 6 1/2" Width
- **PECKY CYPRESS**
- **WOODTONE COLOUR**



Photo above shows the use of Spectis custom newel cap & moulding, balusters BAL 2019, rails RAL 2110T & B, newel posts NP 2207 and blocks BL 2426.



BL 2898PC
- 35 1/4" Projection
- 9 1/4" Height
- 6" Width
- **PECKY CYPRESS**
- **WOODTONE COLOUR**



BL 3012RS
- 17 1/4" Projection
- 8 1/2" Height
- 6 1/2" Width

Blocks may come with hollows in tops and/or backs

BLOCKS, BRACKETS & GINGERBREADS





BL 2413
- 4 3/4″ Projection
- 6 3/16″ Height
- 3″ Width



BL 2424
- 5 7/16″ Projection
- 5 7/8″ Height
- 4″ Width

BL 2424R-5/12
BL 2424L-5/12
- 5/12 Pitch

BL 2424R-7/12
BL 2424L-7/12
- 7/12 Pitch

BL 2424R-10/12
BL 2424L-10/12
- 10/12 Pitch



BL 2461
- 5″ Projection
- 6 3/16″ Height
- 4 3/4″ Width



BL 3167
- 13 1/4″ Projection
- 9 1/4″ Height
- 3 1/4″ Width



BL 2515
- 14″ Projection
- 10″ Height
- 4″ Width



BL 2634
- 5 7/16″ Projection
- 5 7/8″ Height
- 6″ Width



BL 2657
- 2″ Projection
- 4″ Height
- 3″ Width



BL 2674
- 5 7/16″ Projection
- 5 7/8″ Height
- 2 1/4″ Width



BL 3077
- 5 7/16″ Projection
- 5 7/8″ Height
- 12″ Width



BL 2795
- 5 1/2″ Projection
- 5 3/4″ Height
- 5 1/2″ Width



BL 2878
- 5″ Projection
- 5 7/8″ Height
- 2 1/4″ Width



BL 2711
- 5″ Projection
- 5 7/8″ Height
- 4″ Width



BL 2963-7.75
- 7 3/4″ Projection
- 4″ Height
- 4″ Width

BL 2963-14
- 14″ Projection
- 4″ Height
- 4″ Width

BL 2963-18
- 18″ Projection
- 4″ Height
- 4″ Width



BL 2806
- 12″ Projection
- 4″ Height
- 5″ Width



BL 2947
- 72″ Projection
- 8″ Height
- 8 1/2″ Width



BL 3099
- 4″ Projection
- 8″ Height
- 7″ Width



BL 3100
- 5″ Projection
- 8″ Height
- 7″ Width



BL 2479
- 7″ Projection
- 11″ Height
- 6″ Width



BL 3106
- 10″ Projection
- 12″ Height
- 4″ Width



BL 2441
- 7″ Projection
- 12″ Height
- 12″ Width

BL 2441R-10/12
BL 2441L-10/12
- 10/12 Pitch

www.spectis.com

Blocks may come with hollows in tops and/or backs



BLOCKS, BRACKETS & GINGERBREADS

NOTICE :

SPECTIS ADHESIVE MUST BE USED ON ALL BEDDING/BUTT JOINTS.



BL 2490
- 10″ Projection
- 12″ Height
- 12″ Width



BL 3002
- 10″ Projection
- 15″ Height
- 6″ Width



BL 3003
- 18″ Projection
- 24″ Height
- 3″ Width



BL 2432
- 14″ Projection
- 15 3/4″ Height
- 4″ Width



BL 2447FS
- 14″ Projection
- 15 3/4″ Height
- 4″ Width
- **FOSSIL STONE**



BL 2500
- 5″ Projection
- 6 1/4″ Height
- 4 3/4″ Width

BL 2500L-6/12
BL 2500R-6/12
- 6/12 Pitch

BL 2500L-7/12
BL 2500R-7/12
- 7/12 Pitch

BL 2500L-10/12
BL 2500R-10/12
- 10/12 Pitch



BL 2637
- 5 3/4″ Projection
- 5″ Height
- 3″ Width



BL 2638
- 4″ Projection
- 6 1/2″ Height
- 3″ Width



BL 2654
- 9 3/8″ Projection
- 6″ Height
- 3″ Width



BL 2655
- 14″ Projection
- 9″ Height
- 3″ Width



BL 3150PC
- 8″ Projection
- 7″ Height
- 4″ Width



BL 3151PC
- 15 1/4″ Projection
- 10″ Height
- 4″ Width



BL 3152PC
- 16″ Projection
- 10″ Height
- 6″ Width



BL 3153PC
- 20″ Projection
- 7 3/4″ Height
- 4″ Width

1 • 8 0 0 • 6 8 5 • 9 9 8 1

Blocks may come with hollows in tops and/or backs

BLOCKS, BRACKETS & GINGERBREADS





BL 2728
- 20″ Projection
- 9″ Height
- 8″ Width



BL 2881
- 10″ Projection
- 16″ Height
- 6″ Width



BL 2973
- 12 5/8″ Projection
- 9″ Height
- 3″ Width



BL 2656
- 14″ Projection
- 10″ Height
- 4″ Width



BL 2948
- 8 1/2″ Projection
- 10 1/2″ Height
- 3″ Width



BL 2949
- 8 1/2″ Projection
- 8 1/2″ Height
- 3″ Width



BL 2952
- 2″ Projection
- 3″ Height
- 3″ Width



BL 2986
- 3 9/16″ Projection
- 5 1/4″ Height
- 3 1/2″ Width



BL 2791
- 3 1/2″ Projection
- 5 1/2″ Height
- 3 1/2″ Width



BL 2586
- 11 1/4″ Projection
- 14 1/4″ Height
- 3″ Width



BL 2623
- 7 5/8″ Projection
- 6″ Height
- 2″ Width



BL 2631
- 8″ Projection
- 5 3/8″ Height
- 5 3/8″ Width



BL 3112RS
- 7 3/8″ Projection
- 9″ Height
- 7 3/8″ Width



BL 3102RS
- 7 3/8″ Projection
- 16″ Height
- 7 3/8″ Width



BL 2670
- 5 3/4″ Projection
- 8″ Height
- 3 1/2″ Width



BL 2624
- 10 1/8″ Projection
- 8″ Height
- 3″ Width

www.spectis.com

Blocks may come with hollows in tops and/or backs



BLOCKS, BRACKETS & GINGERBREADS

NOTICE :

SPECTIS ADHESIVE MUST BE USED ON ALL BEDDING/BUTT JOINTS.



BL 3164WG
- 14″ Projection
- 13″ Height
- 6″ Width



BL 2815RS
- 22″ Projection
- 16″ Height
- 4″ Width
- ROUGH SAWN
- WOODTONE COLOUR



BL 2906
- 18″ Projection
- 24″ Height
- 3″ Width



BL 2732-24
- 24″ Projection
- 10″ Height
- 6″ Width

BL 2732-48
- 48″ Projection
- 10″ Height
- 6″ Width



BL 2536
- 5″ Projection
- 5″ Height
- 4″ Width



BL 2958
- 6 1/2″ Projection
- 7 1/4″ Height
- 5 1/2″ Width



BL 2833
- 13″ Projection
- 11 7/8″ Height
- 8″ Width



BL 2839
- 4 3/4″ Projection
- 4 3/4″ Height
- 3″ Width



BL 2959
- 7 1/2″ Projection
- 7 1/4″ Height
- 5 1/2″ Width



BL 2768
- 30″ Projection
- 11″ Height
- 6″ Width



BL 2466
- 30″ Projection
- 32 1/4″ Height
- 10″ Width



BL 2433
- 3″ Projection
- 5 1/8″ Height
- 2 3/16″ Width



BL 2587
- 3″ Projection
- 3 1/2″ Height
- 1 1/2″ Width



BL 2738
- 6 3/4″ Projection
- 6 3/8″ Height
- 5″ Width



BL 2676
- 6 7/8″ Projection
- 5 3/8″ Height
- 4 3/8″ Width

1 • 8 0 0 • 6 8 5 • 9 9 8 1

Blocks may come with hollows in tops and/or backs

BLOCKS, BRACKETS & GINGERBREADS





BL 2402
- 9 1/2″ Projection
- 4 3/4″ Height
- 5 7/8″ Width



BL 2405
- 11 1/4″ Projection
- 3″ Height
- 11 1/4″ Width

BL 2405L-6/12
BL 2405R-6/12
- 6/12 Pitch



BL 2416
- 7 3/4″ Projection
- 3 3/8″ Height
- 5 1/8″ Width

BL 2416L-7.5/12
BL 2416R-7.5/12
- 7.5/12 Pitch

BL 2416L-9/12
BL 2416R-9/12
- 9/12 Pitch

BL 2416L-12/12
BL 2416R-12/12
- 12/12 Pitch



BL 2474
- 7″ Projection
- 4″ Height
- 4″ Width



BL 2573
- 6″ Projection
- 4″ Height
- 4″ Width

BL 2573L-6/12
BL 2573R-6/12
- 6/12 Pitch

BL 2573L-10/12
BL 2573R-10/12
- 10/12 Pitch



BL 2842
- 7 1/4″ Projection
- 3 3/8″ Height
- 5″ Width



BL 2907
- 9 1/2″ Projection
- 3″ Height
- 8 1/2″ Width



BL 2539
- 3 3/4″ Projection
- 5 11/16″ Height
- 7 1/2″ Width



BL 2401
- 15″ Projection
- 6″ Height
- 9 5/8″ Width



BL 2524
- 1 5/8″ Projection
- 5 1/2″ Height
- 6 5/8″ Width



BL 3157
- 9″ Projection
- 5″ Height
- 8 5/8″ Width



BL 2967
- 7″ Projection
- 5 7/16″ Height
- 8 1/2″ Width



BL 2540
- 7 5/8″ Projection
- 3 11/16″ Height
- 5 1/2″ Width



BL 2454
- 7″ Projection
- 11 1/4″ Height
- 17 1/2″ Width



BL 2523
- 4 1/4″ Projection
- 5 1/2″ Height
- 6 5/8″ Width



BL 2554
- 9 7/8″ Projection
- 4″ Height
- 10 3/4″ Width



BL 2736
- 9 1/4″ Projection
- 5″ Height
- 9 5/8″ Width



BL 3147
- 10″ Projection
- 6 5/8″ Height
- 13 3/4″ Width

Blocks may come with hollows in tops and/or backs



BLOCKS, BRACKETS & GINGERBREADS

NOTICE :

SPECTIS ADHESIVE MUST BE USED ON ALL BEDDING/BUTT JOINTS.



BL 2546
- 1 7/8" Projection
- 6" Height
- 6" Width



BL 3120
- 3 13/16" Projection
- 5 7/8" Height
- 5 1/8" Width



BL 2569
- 4 1/4" Projection
- 3" Height
- 4" Width



BL 3080
- 9 3/4" Projection
- 2 1/2" Height.
- 5 11/16" Width



BL 2584
- 8 5/8" Projection
- 5" Height
- 12 1/4" Width



BL 2819
- 7 1/2" Projection
- 1 15/16" Height
- 5 5/8" Width



BL 2660
- 15 1/2" Projection
- 11 3/4" Height
- 10 1/2" Width



BL 2818
- 10 3/4" Projection
- 1 15/16" Height
- 5 5/8" Width





BL 3062
- 7" Projection
- 4" Height
- 9" Width

BL 3062L-7/12
BL 3062R-7/12

BL 2997
- 8" Projection
- 4" Height
- 10" Width



BL 2937
- 12 1/2" Projection
- 9" Height
- 15" Width





Photo above shows the use of Spectis custom bracket and pilaster.

BL 2501
- 7 3/4" Projection
- 2 5/8" Height
- 9 1/4" Width



BL 2443
- 4 7/8" Projection
- 2 1/2" Height
- 5" Width



BL 2808L
BL 2808R
- 3" Projection
- 1 1/8" Height
- 6 1/2" Width



BL 2595
- 6 1/8" Projection
- 4 1/8" Height
- 4 13/16" Width

1 • 8 0 0 • 6 8 5 • 9 9 8 1

Blocks may come with hollows in tops and/or backs

BLOCKS, BRACKETS & GINGERBREADS





BL 2403
- 4 1/8″ Projection
- 5″ Height
- 3 7/8″ Width



BL 2442
- 4 3/4″ Projection
- 6″ Height
- 12″ Width



BL 2495
- 5 1/2″ Projection
- 4 1/2″ Height
- 4 1/2″ Width



BL 3105
- 5 3/4″ Projection
- 5 3/4″ Height
- 5 3/4″ Width



BL 2528
- 8″ Projection
- 1 1/2″ Height
- 7 11/16″ Width



BL 2470FS
- 9″ Projection
- 9″ Height
- 4 1/2″ Width
- FOSSIL STONE



BL 2471FS
- 9″ Projection
- 2″ Height
- 4 1/2″ Width
- FOSSIL STONE



BL 2491
- 6″ Projection
- 6″ Height
- 6″ Width

BL 2491L-8/12
BL 2491R-8/12
- 8/12 Pitch



BL 2984
- 4″ Projection
- 8″ Height
- 6″ Width



BL 2640
- 8″ Projection
- 5″ Height
- 4 1/4″ Width



BL 2684
- 1 1/2″ Projection
- 6 3/8″ Height
- 3 1/4″ Width



BL 2886
- 3″ Projection
- 4 7/8″ Height
- 9″ Width

BL 2886L-12/12
BL 2886R-12/12
- 3″ Projection
- 4 7/8″ Height
- 13 7/8″ Width
- 12/12 Pitch



BL 2722
- 10″ Projection
- 8 1/2″ Height
- 10″ Width



BL 2759-6/12
- 2 7/8″ Projection
- 1 7/8″ Height
- 7 3/8″ Width
- 6/12 Pitch

BL 2759-10/12
- 3 3/8″ Projection
- 1 5/8″ Height
- 7 3/8″ Width
- 10/12 Pitch



BL 2613
- 13 1/2″ Projection
- 5 1/2″ Height
- 25″ Width



BL 2760
- 5 1/2″ Projection
- 7″ Height
- 3 1/4" Width

www.spectis.com

Blocks may come with hollows in tops and/or backs



BLOCKS, BRACKETS & GINGERBREADS

NOTICE :

SPECTIS ADHESIVE MUST BE USED ON ALL BEDDING/BUTT JOINTS.



BL 2799
- 1″ Projection
- 3 1/2″ Height
- 3 1/2″ Width



BL 3127
- 8 1/4″ Projection
- 4″ Height
- 4″ Width



BL 2861
- 10 1/8″ Projection
- 4 7/16″ Height
- 6 1/2″ Width



BL 2877
- 13″ Projection
- 6″ Height
- 3″ Width



BL 2919
- 15″ Projection
- 4″ Height
- 3 1/2″ Width



BL 3129
- 22″ Projection
- 7 1/2″ Height
- 5 1/2″ Width



BL 2933
- 1 3/4″ Projection
- 4 1/2″ Height
- 6″ Width



BL 3095
- 2 3/8″ Projection
- 7 3/4″ Height
- 4 3/4″ Width



BL 2940
- 4 1/2″ Projection
- 8″ Height
- 5 1/2″ Width



BL 2941
- 3 1/2″ Projection
- 5 1/2″ Height
- 3 1/2″ Width



BL 2455
- 14 1/4″ Projection
- 2″ Height
- 7 1/2″ Width



BL 2545
- 2 1/4″ Projection
- 6 1/2″ Height
- 6 1/2″ Width



BL 2699
- 18″ Projection
- 10 5/8″ Height
- 7 3/4″ Width



BL 3070
- 3 7/8″ Projection
- 7″ Height
- 6 1/4″ Width



BL 2435
- 5 3/8″ Projection
- 4″ Height
- 4″ Width



BL 2714
- 4″ Projection
- 12″ Height
- 8″ Width

1 • 8 0 0 • 6 8 5 • 9 9 8 1

Blocks may come with hollows in tops and/or backs

BLOCKS, BRACKETS & GINGERBREADS





BL 2965
- 15″ Projection
- 14″ Height
- 3 1/2″ Width



BL 3027
- 16″ Projection
- 8″ Height
- 8″ Width



BL 2619
- 10 1/2″ Projection
- 6″ Height
- 3 1/2″ Width



BL 2794
- 11″ Projection
- 10 3/4″ Height
- 7 1/2″ Width



BL 2513
- 20″ Projection
- 20″ Height
- 4″ Width



BL 3092
- 12″ Projection
- 5 1/2″ Height
- 3 3/4″ Width



BL 3149
- 9 1/2″ Projection
- 6″ Height
- 6″ Width



BL 2785
- 10″ Projection
- 10″ Height
- 5″ Width



BL 3172
- 4″ Projection
- 5″ Height
- 5″ Width



BL 2553
- 15″ Projection
- 17 1/2″ Height
- 6″ Width



BL 3032
- 5 1/2″ Projection
- 5″ Height
- 5 1/2″ Width



BL 2749
- 6 1/2″ Projection
- 6″ Height
- 4″ Width



BL 2633
- 30″ Projection
- 35 5/8″ Height
- 14 5/8″ Width



BL 3177
- 18″ Projection
- 24 1/8″ Height
- 3″ Width



BL 2824
- 26″ Projection
- 18″ Height
- 8″ Width



BL 3083
- 30″ Projection
- 35″ Height
- 6″ Width



BL 2780
- 11″ Projection
- 9" Height
- 3 3/8″ Width

www.spectis.com

Blocks may come with hollows in tops and/or backs



BLOCKS, BRACKETS & GINGERBREADS

NOTICE :

SPECTIS ADHESIVE MUST BE USED ON ALL BEDDING/BUTT JOINTS.



BL 2825
- 15″ Projection
- 11″ Height
- 8″ Width



BL 3059
- 6 1/8″ Projection
- 4 1/4″ Height
- 1 1/2″ Width



BL 2585
- 12″ Projection
- 16″ Height
- 6″ Width



BL 2651
- 14″ Projection
- 16″ Height
- 6″ Width



BL 2438
- 9″ Projection
- 9″ Height
- 3 1/2″ Width



BL 2493
- 11″ Projection
- 8″ Height
- 8 1/8″ Width



BL 2616
- 2″ Projection
- 3″ Height
- 4″ Width



BL 2985
- 2″ Projection
- 3″ Height
- 6″ Width



BL 2702
- 4″ Projection
- 4″ Height
- 6″ Width



BL 2548
- 10″ Projection
- 10″ Height
- 1 1/2″ Width



BL 2726
- 6″ Projection
- 6″ Height
- 1 1/2″ Width



BL 3018
- 3 1/8″ Projection
- 3 1/8″ Height
- 3″ Width



BL 2731
- 5 1/2″ Projection
- 5 1/2″ Height
- 3 1/2″ Width



BL 2751
- 6″ Projection
- 6″ Height
- 4″ Width



BL 2976
- 11 1/4″ Projection
- 11 1/4″ Height
- 3 1/2″ Width



BL 2750
- 12″ Projection
- 12″ Height
- 8″ Width



BL 3021
- 9 3/4″ Projection
- 11″ Height
- 17 3/4″ Width



BL 2763
- 12″ Projection
- 14″ Height
- 2″ Width

1 • 8 0 0 • 6 8 5 • 9 9 8 1

Blocks may come with hollows in tops and/or backs

BLOCKS, BRACKETS & GINGERBREADS





Photo above shows the use of Spectis blocks BL 2440 and finials FIN 32.



BL 3189
- 12″ Projection
- 17″ Height
- 5 1/2″ Width



BL 3114
- 15 1/4″ Projection
- 24″ Height
- 5 1/4″ Width



BL 2814RS
- 18″ Projection
- 12″ Height
- 4″ Width
- **ROUGH SAWN**
- **WOODTONE COLOUR**



BL 3137
- 7″ Projection
- 9 1/4″ Height
- 4″ Width



BL 3136
- 12 3/4″ Projection
- 18″ Height
- 8″ Width



BL 2849
- 14″ Projection
- 18″ Height
- 4″ Width



BL 2853
- 24″ Projection
- 24″ Height
- 8″ Width



BL 3181
- 38″ Projection
- 38″ Height
- 8″ Width



BL 2950
- 4 1/4″ Projection
- 5 3/4″ Height
- 3″ Width



BL 3134
- 5″ Projection
- 9 1/4″ Height
- 4″ Width

Blocks may come with hollows in tops and/or backs



BLOCKS, BRACKETS & GINGERBREADS

NOTICE :

SPECTIS ADHESIVE MUST BE USED ON ALL BEDDING/BUTT JOINTS.



BL 3089
- 11″ Projection
- 11″ Height
- 3″ Width



BL 2954
- 12″ Projection
- 12″ Height
- 4″ Width



BL 3171
- 14″ Projection
- 14″ Height
- 4″ Width



BL 2504
- 6″ Projection
- 4″ Height
- 4″ Width



BL 2971
- 7″ Projection
- 3 1/2″ Height
- 4″ Width



BL 2972
- 9″ Projection
- 3 1/2″ Height
- 4″ Width



BL 2593
- 20″ Projection
- 14 1/2″ Height
- 6″ Width



BL 2964
- 10″ Projection
- 7″ Height
- 3 1/2″ Width



BL 3145
- 16″ Projection
- 12″ Height
- 4 1/2″ Width



BL 2826
- 6″ Projection
- 6″ Height
- 4″ Width



BL 2582
- 4 1/2″ Projection
- 7 5/16″ Height
- 2″ Width



BL 2489
- 10″ Projection
- 8″ Height
- 4″ Width



BL 2890
- 9 1/2″ Projection
- 10 3/4″ Height
- 3 1/2″ Width



BL 3184
- 12″ Projection
- 23″ Height
- 6″ Width



BL 3096
- 8" Projection
- 20 1/2″ Height
- 4″ Width



BL 2719
- 5 1/4″ Projection
- 6″ Height
- 12″ Width



BL 2612
- 5 5/16″ Projection
- 5″ Height
- 3″ Width

1 • 8 0 0 • 6 8 5 • 9 9 8 1

Blocks may come with hollows in tops and/or backs

BLOCKS, BRACKETS & GINGERBREADS





BL 2792
- 3″ Projection
- 3″ Height
- 6″ Width



BL 2857
- 2 7/8″ Projection
- 2 3/4″ Height
- 6″ Width



BL 2884
- 20″ Projection
- 15″ Height
- 3″ Width



BL 3014
- 4″ Projection
- 9 1/4″ Height
- 3 1/2″ Width



BL 2521
- 11 7/8″ Projection
- 16″ Height
- 3″ Width



BL 2532
- 16″ Projection
- 17″ Height
- 6″ Width



BL 2885
- 9 1/4″ Projection
- 9 1/4″ Height
- 3″ Width



BL 3140
- 18″ Projection
- 18″ Height
- 3 3/8″ Width



BL 3170
- 14 1/2″ Projection
- 12″ Height
- 6″ Width



BL 2431
- 14 1/2″ Projection
- 14 1/2″ Height
- 3 1/2″ Width



BL 2480
- 24″ Projection
- 24″ Height
- 5 1/4″ Width



BL 2533
- 12″ Projection
- 13″ Height
- 5 1/2″ Width



BL 3180
- 11 1/2″ Projection
- 9 1/2″ Height
- 6″ Width



BL 2618
- 12″ Projection
- 12″ Height
- 3 1/2″ Width



BL 2639
- 30″ Projection
- 30″ Height
- 7″ Width



BL 2717
- 18″ Projection
- 18″ Height
- 5 1/4″ Width



BL 2810
- 20″ Projection
- 19 1/2″ Height
- 2″ Width

www.spectis.com

Blocks may come with hollows in tops and/or backs



BLOCKS, BRACKETS & GINGERBREADS

NOTICE :

SPECTIS ADHESIVE MUST BE USED ON ALL BEDDING/BUTT JOINTS.



BL 2970
- 29 1/2″ Projection
- 22″ Height
- 3″ Width



BL 2577
- 18″ Projection
- 16 1/2″ Height
- 4″ Width



BL 3098
- 36″ Projection
- 30″ Height
- 7″ Width



BL 2589
- 15″ Projection
- 20″ Height
- 5″ Width



BL 3128
- 21″ Projection
- 30″ Height
- 5 1/4″ Width



BL 2893
- 10″ Projection
- 10″ Height
- 1 1/2″ Width



BL 3168
- 18″ Projection
- 18″ Height
- 3 1/2″ Width



BL 3091WC
- 27″ Projection
- 30″ Height
- 6″ Width



BL 2934
- 27″ Projection
- 27″ Height
- 6″ Width



BL 2975
- 29″ Projection
- 29″ Height
- 5″ Width



BL 3010
- 30″ Projection
- 30″ Height
- 7″ Width



BL 3125
- 24″ Projection
- 24″ Height
- 3″ Width



BL 3097
- 30″ Projection
- 30″ Height
- 7″ Width

1 • 8 0 0 • 6 8 5 • 9 9 8 1

Blocks may come with hollows in tops and/or backs

BLOCKS, BRACKETS & GINGERBREADS





BL 3141
- 36″ Projection
- 36″ Height
- 3″ Width



BL 3037
- 18″ Projection
- 24 1/4″ Height
- 3 1/2″ Width



BL 2859
- 18″ Projection
- 24″ Height
- 5 1/2″ Width



BL 3047
- 18″ Projection
- 18″ Height
- 4″ Width



BL 3042
- 20″ Projection
- 20″ Height
- 4″ Width



BL 2503
- 30 1/8″ Projection
- 30 1/8″ Height
- 6 1/16″ Width



BL 2520
- 29″ Projection
- 21 7/16″ Height
- 4″ Width



BL 2700
- 27 1/2″ Projection
- 27 1/2″ Height
- 2 1/2″ Width



BL 3178
- 44″ Projection
- 32″ Height
- 5″ Width



BL 2601
- 10″ Projection
- 10″ Height
- 4″ Width



BL 2602
- 16″ Projection
- 16″ Height
- 4″ Width



BL 3085
- 24″ Projection
- 24″ Height
- 4″ Width



BL 2446
- 13 1/2″ Projection
- 13 1/2″ Height
- 3 1/2″ Width

Blocks may come with hollows in tops and/or backs



BLOCKS, BRACKETS & GINGERBREADS

NOTICE :

SPECTIS ADHESIVE MUST BE USED ON ALL BEDDING/BUTT JOINTS.



BL 2594
- 12 3/8″ Projection
- 23″ Height
- 2 1/2″ Width



BL 2721
- 14 1/2″ Projection
- 24″ Height
- 4″ Width



BL 2957
- 22″ Projection
- 24″ Height
- 5 1/2″ Width



BL 3163WG
- 26″ Projection
- 24″ Height
- 6″ Width



BL 2723
- 25″ Projection
- 18 1/16″ Height
- 6″ Width



BL 2688
- 36″ Projection
- 30″ Height
- 5″ Width



BL 2786
- 18″ Projection
- 18 1/8″ Height
- 6″ Width



BL 2543
- 12″ Projection
- 36 9/16″ Height
- 3 1/2″ Width



BL 3084
- 28″ Projection
- 22 3/8″ Height
- 6″ Width



BL 2746
- 18″ Projection
- 36″ Height
- 6″ Width



BL 2747
- 14″ Projection
- 24″ Height
- 6″ Width



BL 2745
- 18″ Projection
- 24″ Height
- 6″ Width



BL 3011
- 13″ Projection
- 28″ Height
- 6″ Width

1 • 8 0 0 • 6 8 5 • 9 9 8 1

Blocks may come with hollows in tops and/or backs

BLOCKS, BRACKETS & GINGERBREADS





BL 2856
- 23 3/8″ Projection
- 44 3/4″ Height
- 8″ Width



BL 3009
- 26 3/4″ Projection
- 29″ Height
- 5 1/2″ Width



BL 3008
- 56″ Projection
- 45″ Height
- 5 1/2″ Width



BL 3030
- 14 1/2″ Projection
- 14 1/2″ Height
- 5″ Width



BL 3031
- 24″ Projection
- 24″ Height
- 5″ Width



BL 2894
- 20 1/2″ Projection
- 65 3/4″ Height
- 3 3/4″ Width



BL 3076
- 24 3/4″ Projection
- 42″ Height
- 5″ Width



Photo above shows the use of Spectis block BL 2440.



BL 2698
- 30 3/4″ Projection
- 30 3/4″ Height
- 8″ Width

www.spectis.com

Blocks may come with hollows in tops and/or backs



BLOCKS, BRACKETS & GINGERBREADS

NOTICE :

SPECTIS ADHESIVE MUST BE USED ON ALL BEDDING/BUTT JOINTS.

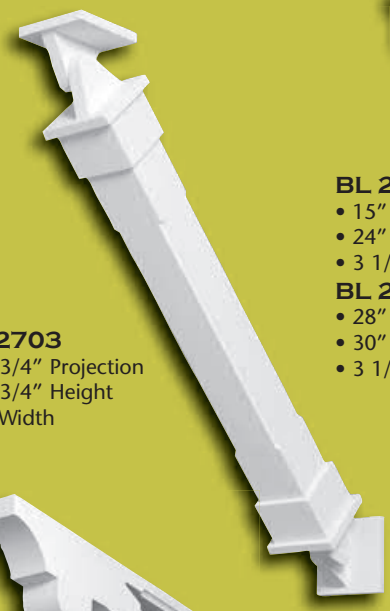

BL 2703
- 30 3/4" Projection
- 30 3/4" Height
- 5" Width

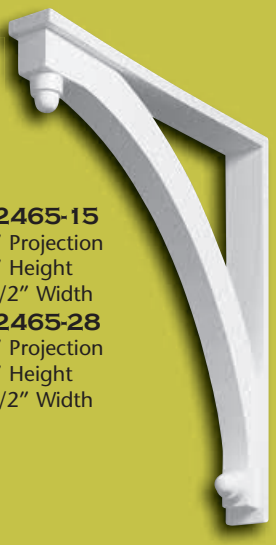

BL 2465-15
- 15" Projection
- 24" Height
- 3 1/2" Width

BL 2465-28
- 28" Projection
- 30" Height
- 3 1/2" Width



BL 2650
- 28" Projection
- 30" Height
- 6" Width



BL 2689
- 30" Projection
- 28" Height
- 4" Width



BL 2735
- 36 1/4" Projection
- 42 1/4" Height
- 3 1/2" Width



BL 3073
- 36 3/4" Projection
- 43 7/8" Height
- 5" Width



BL 2567
- 32" Projection
- 32" Height
- 6" Width



BL 3111
- 34 1/4" Projection
- 41 1/4" Height
- 5 3/4" Width



BL 2879
- 26" Projection
- 46" Height
- 7 1/2" Width



BL 2665
- 17 1/2" Projection
- 17 1/2" Height
- 6" Width



BL 2716
- 22 3/4" Projection
- 22 3/4" Height
- 6" Width



BL 2715
- 29" Projection
- 29" Height
- 6" Width

1 • 8 0 0 • 6 8 5 • 9 9 8 1

Blocks may come with hollows in tops and/or backs

BLOCKS, BRACKETS & GINGERBREADS





BL 3065
- 47″ Projection
- 47″ Height
- 8″ Width



BL 2831
- 24″ Projection
- 25″ Height
- 4″ Width



BL 3082WG
- 36″ Projection
- 46″ Height
- 8″ Width



BL 3081WG
- 42″ Projection
- 41 1/4″ Height
- 8″ Width



BL 2917
- 37″ Projection
- 38″ Height
- 3 1/2″ Width



BL 2591
- 15″ Projection
- 18″ Height
- 3 1/2″ Width



BL 3035
- 24″ Projection
- 26″ Height
- 4″ Width



BL 3036
- 36″ Projection
- 44″ Height
- 6″ Width



BL 2661
- 24″ Projection
- 36″ Height
- 7 1/4″ Width



BL 2828
- 30″ Projection
- 28″ Height
- 3 1/2″ Width



BL 2869
- 18 5/8″ Projection
- 24″ Height
- 4″ Width

BL 3191
- 24″ Projection
- 24″ Height
- 4″ Width

BL 3192
- 22 1/2″ Projection
- 40 1/2″ Height
- 4″ Width



BL 3104
- 23″ Projection
- 34″ Height
- 3″ Width

Blocks may come with hollows in tops and/or backs



BLOCKS, BRACKETS & GINGERBREADS

NOTICE :

SPECTIS ADHESIVE MUST BE USED ON ALL BEDDING/BUTT JOINTS.



BL 2555
- 30 1/2″ Projection
- 27 1/2″ Height
- 3 1/2″ Width



BL 2844
- 30 1/2″ Projection
- 27 1/2″ Height
- 6″ Width



BL 2468
- 15 7/8″ Projection
- 15 7/8″ Height
- 2″ Width



BL 2576
- 32″ Projection
- 32″ Height
- 4″ Width



BL 2671
- 11 1/2″ Projection
- 11 1/2″ Height
- 3″ Width



BL 2672
- 17 1/2″ Projection
- 17 1/2″ Height
- 3″ Width



BL 3013
- 23 7/8″ Projection
- 23 7/8″ Height
- 4 1/2″ Width



BL 3144
- 32 1/2″ Projection
- 47 1/2″ Height
- 6″ Width



BL 3160
- 24″ Projection
- 43″ Height
- 5 1/2″ Width



BL 2499
- 33″ Projection
- 42″ Height
- 3 1/2″ Width



BL 2541
- 26″ Projection
- 27″ Height
- 4 1/2″ Width



BL 3046
- 32″ Projection
- 32″ Height
- 6″ Width

1 • 8 0 0 • 6 8 5 • 9 9 8 1

Blocks may come with hollows in tops and/or backs

BLOCKS, BRACKETS & GINGERBREADS





BL 3045
- 40″ Projection
- 40″ Height
- 6″ Width



BL 2775
- 41 1/2″ Projection
- 48″ Height
- 7 1/4″ Width



BL 2777
- 24″ Projection
- 26″ Height
- 5 1/2″ Width



BL 2892
- 19 1/2″ Projection
- 31 1/2″ Height
- 7 1/4″ Width



BL 3071
- 26 3/8″ Projection
- 28 3/8″ Height
- 6″ Width



BL 3175
- 12″ Projection
- 24″ Height
- 3 1/2″ Width



BL 2565
- 18″ Projection
- 30″ Height
- 4″ Width



BL 2614
- 15″ Projection
- 18″ Height
- 6″ Width



BL 2821
- 13 1/2″ Projection
- 15″ Height
- 2 1/2″ Width



BL 3188
- 9″ Projection
- 11″ Height
- 3 1/2″ Width



BL 3187
- 16″ Projection
- 18″ Height
- 3 1/2″ Width



BL 3050
- 16″ Projection
- 18″ Height
- 3″ Width

www.spectis.com

Blocks may come with hollows in tops and/or backs



BLOCKS, BRACKETS & GINGERBREADS

NOTICE :

SPECTIS ADHESIVE MUST BE USED ON ALL BEDDING/BUTT JOINTS.



BL 3064
- 20″ Projection
- 22″ Height
- 3″ Width



BL 3132
- 18 3/4″ Projection
- 24″ Height
- 3 1/2″ Width



BL 2559
- 27 1/4″ Projection
- 25 1/2″ Height
- 3 1/2″ Width



BL 2558
- 15 1/4″ Projection
- 13 1/2″ Height
- 3 1/2″ Width



BL 2701
- 25″ Projection
- 25″ Height
- 3 1/2″ Width



BL 2928
- 25″ Projection
- 27 1/2″ Height
- 3 1/2″ Width



BL 3020
- 28 1/2″ Projection
- 40″ Height
- 5 1/2″ Width



BL 3034
- 32 3/4″ Projection
- 34 3/4″ Height
- 5 1/2″ Width



BL 3051
- 36″ Projection
- 36″ Height
- 6″ Width



BL 2868
- 36″ Projection
- 36″ Height
- 5″ Width



BL 3086
- 48″ Projection
- 48″ Height
- 4″ Width



BL 3017
- 35″ Projection
- 40″ Height
- 6″ Width

1 • 8 0 0 • 6 8 5 • 9 9 8 1

Blocks may come with hollows in tops and/or backs

BLOCKS, BRACKETS & GINGERBREADS





BL 2606
- 12″ Projection
- 28 1/4″ Height
- 5 1/4″ Width



BL 2608
- 10″ Projection
- 8″ Height
- 3 1/2″ Width



BL 3060
- 11″ Projection
- 9″ Height
- 3 1/2″ Width



BL 2863
- 14″ Projection
- 10″ Height
- 4 1/2" Width



BL 2942
- 28 1/4″ Projection
- 9″ Height
- 5 1/4 Width



BL 2607
- 22″ Projection
- 29″ Height
- 4″ Width
- 6/12 Pitch



BL 2994
- 32 1/2″ Projection
- 32 1/2″ Height
- 4″ Width



BL 2712
- 32″ Projection
- 30″ Height
- 7″ Width



BL 2713
- 44″ Projection
- 44″ Height
- 10″ Width



BL 2943
- 24″ Projection
- 25 1/4″ Height
- 2 1/2″ Width



BL 2945
- 13 1/4″ Projection
- 13 1/4″ Height
- 2 1/2″ Width

Blocks may come with hollows in tops and/or backs



BLOCKS, BRACKETS & GINGERBREADS

NOTICE :

SPECTIS ADHESIVE MUST BE USED ON ALL BEDDING/BUTT JOINTS.



BL 2962
- 40″ Projection
- 40″ Height
- 4″ Width



BL 3123
- 40″ Projection
- 40″ Height
- 5 1/2″ Width



BL 2727
- 24″ Projection
- 22″ Height
- 2″ Width



BL 3138
- 38 1/2″ Projection
- 31″ Height
- 5″ Width

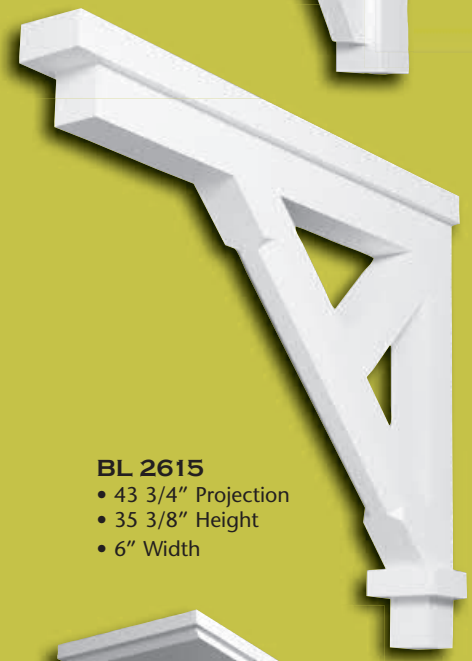

BL 2615
- 43 3/4″ Projection
- 35 3/8″ Height
- 6″ Width



BL 2681
- 24″ Projection
- 30″ Height
- 4″ Width



BL 2811
- 22″ Projection
- 56″ Height
- 6″ Width
- 4/12 Pitch



BL 3116
- 34 1/4″ Projection
- 48″ Height
- 6″ Width
- 4/12 Pitch



BL 2852
- 24″ Projection
- 26″ Height
- 12″ Width



BL 2649
- 4 1/2″ Projection
- 4 7/16″ Height
- 2 7/8″ Width

1 • 8 0 0 • 6 8 5 • 9 9 8 1

Blocks may come with hollows in tops and/or backs

BLOCKS, BRACKETS & GINGERBREADS





BL 3162
- 38″ Projection
- 48″ Height
- 3 1/2″ Width



BL 2832
- 35″ Projection
- 65 1/2″ Height
- 6″ Width



Photo above shows the use of Spectis baluster BAL 2028-9 and porch post PP 3202.



BL 3053
- 58″ Projection
- 80″ Height
- 14″ Width



BL 2598
- 31 1/2″ Projection
- 31 1/2″ Height
- 6 ″ Width



BL 2793
- 21″ Projection
- 21″ Height
- 4″ Width

FINISHING

All Spectis' products are shipped "double primed" with an exterior grade latex paint and are ready for use. We recommend final finishing after installation is complete for the most consistent appearance possible. Please see "finishing" recommendations (on page 267) for more information.





BL 2995
- 21 1/2″ Projection
- 21 1/2″ Height
- 4″ Width



BL 2645
- 11″ Projection
- 17″ Height
- 2 7/8″ Width

www.spectis.com

Blocks may come with hollows in tops and/or backs



BLOCKS, BRACKETS & GINGERBREADS

NOTICE :

SPECTIS ADHESIVE MUST BE USED ON ALL BEDDING/BUTT JOINTS.



BL 2938
- 36 1/8" Projection
- 36 1/8" Height
- 6" Width



BL 3103
- 20" Projection
- 36 1/8" Height
- 6" Width



BL 2891
- 30" Projection
- 30" Height
- 6" Width



BL 3022
- 30" Projection
- 30" Height
- 4" Width



BL 2996
- 43 1/4" Projection
- 43 1/4" Height
- 4" Width



BL 2675
- 18" Projection
- 16" Height
- 3 1/2" Width



BL 2720RS
- 12 7/8" Projection
- 12 7/8" Height
- 2 3/4" Width
- **ROUGH SAWN**
- **WOODTONE COLOUR**



BL 2451
- 12 1/2" Projection
- 10 1/8" Height
- 7 1/4" Width



BL 2599
- 11" Projection
- 9" Height
- 7 1/4" Width



BL 2600
- 9 3/4" Projection
- 9 " Height
- 5" Width



BL 2452
- 12" Projection
- 9" Height
- 4 1/2" Width

1 • 8 0 0 • 6 8 5 • 9 9 8 1

Blocks may come with hollows in tops and/or backs

BLOCKS, BRACKETS & GINGERBREADS





BL 2453
- 8 15/16″ Projection
- 6 13/16″ Height
- 3 3/8″ Width



BL 2642PC
- 8 7/8″ Projection
- 9″ Height
- 2 1/2″ Width
- **PECKY CYPRESS**
- **WOODTONE COLOUR**



BL 3072
- 8 3/8″ Projection
- 10 3/4″ Height
- 4″ Width



BL 3078
- 14″ Projection
- 15 1/8″ Height
- 6″ Width



BL 3079
- 14″ Projection
- 19 3/8″ Height
- 6″ Width



BL 3074
- 14″ Projection
- 22″ Height
- 7″ Width



BL 3075
- 15 1/2″ Projection
- 37 7/8″ Height
- 8″ Width



BL 2900
- 16″ Projection
- 18″ Height
- 6″ Width



BL 2966
- 11″ Projection
- 11″ Height
- 6″ Width



BL 3058
- 10 1/2″ Projection
- 8 3/4″ Height
- 7 1/2″ Width



BL 2686
- 12″ Projection
- 16 1/2″ Height
- 3″ Width

Blocks may come with hollows in tops and/or backs



BLOCKS, BRACKETS & GINGERBREADS

NOTICE :

SPECTIS ADHESIVE MUST BE USED ON ALL BEDDING/BUTT JOINTS.



BL 2505
- 15″ Projection
- 19 1/16″ Height
- 3 1/2″ Width



BL 2507
- 11″ Projection
- 15″ Height
- 3 1/2″ Width



BL 2673
- 7 1/2″ Projection
- 10 5/8″ Height
- 3″ Width



BL 2636
- 6 7/8″ Projection
- 8 1/2″ Height
- 6″ Width



BL 2955
- 18 1/2″ Projection
- 18 1/2″ Height
- 6″ Width



BL 3000
- 18″ Projection
- 30″ Height
- 9 1/4″ Width



BL 3001
- 18″ Projection
- 48″ Height
- 9 1/4″ Width



BL 2430
- 10 1/2″ Projection
- 12 1/2″ Height
- 1″ Width



BL 2482
- 17 1/2″ Projection
- 23 3/8″ Height
- 4 1/4″ Width



BL 2510A
- 10″ Projection
- 10 9/16″ Height
- 3 5/8″ Width

BL 2510B
- 11 7/8″ Projection
- 13 15/16″ Height
- 4 1/4″ Width

BL 2510C
- 15″ Projection
- 18″ Height
- 5 3/4″ Width



BL 2511A
- 10″ Projection
- 10 9/16″ Height
- 3 5/8″ Width

BL 2511B
- 11 7/8″ Projection
- 14″ Height
- 4 1/4″ Width

BL 2511C
- 15″ Projection
- 18″ Height
- 5 3/4″ Width

1 • 8 0 0 • 6 8 5 • 9 9 8 1

Blocks may come with hollows in tops and/or backs

BLOCKS, BRACKETS & GINGERBREADS





BL 2730-10
- 10″ Projection
- 12″ Height
- 5″ Width

BL 2730-12
- 12″ Projection
- 16″ Height
- 5″ Width



BL 2990
- 17 1/8″ Projection
- 14″ Height
- 3 3/16″ Width



BL 3004
- 15 1/2″ Projection
- 21 1/2″ Height
- 5″ Width



BL 3107
- 15 3/16″ Projection
- 15 15/16″ Height
- 8 11/16″ Width



BL 2787
- 11 1/2″ Projection
- 11 3/4″ Height
- 3 1/2″ Width



BL 2788
- 8 1/2″ Projection
- 9″ Height
- 3 1/2″ Width



BL 3019
- 9 1/4″ Projection
- 14″ Height
- 5″ Width



BL 2579
- 17 1/4″ Projection
- 19 1/2″ Height
- 7 3/4″ Width



BL 2437
- 11″ Projection
- 15 1/2″ Height
- 2 1/2″ Width



BL 3186
- 11 5/8″ Projection
- 5 1/2″ Height
- 2 1/2″ Width

Blocks may come with hollows in tops and/or backs



BLOCKS, BRACKETS & GINGERBREADS

NOTICE :

SPECTIS ADHESIVE MUST BE USED ON ALL BEDDING/BUTT JOINTS.



BL 2506
- 14 1/2" Projection
- 14 1/2" Height
- 1" Width



BL 2603
- 4 3/4" Projection
- 4 3/4" Height
- 3/4" Width



BL 2850
- 14 3/4" Projection
- 15 1/2" Height
- 4 3/4" Width



BL 2596
- 9 1/2" Projection
- 17 1/4" Height
- 2" Width



BL 2434
- 12" Projection
- 12" Height
- 1" Width



BL 2478
- 15 1/4" Projection
- 21" Height
- 3" Width



BL 2561
- 26" Projection
- 26" Height
- 4" Width



BL 2529
- 12 3/16" Projection
- 12 3/16" Height
- 1" Width



BL 2568
- 15 7/8" Projection
- 15 7/8" Height
- 2" Width

1 • 8 0 0 • 6 8 5 • 9 9 8 1

Blocks may come with hollows in tops and/or backs



GINGERBREADS



GB 3300
- 1 1/8″ Projection
- 8 3/8″ Height
- 11 3/8″ Width
- Apply to BL 2456



GB 3301
- 1 1/8″ Projection
- 10 3/8″ Height
- 10 1/2″ Width
- Apply to BL 2456



GB 3302
- 1 1/8″ Projection
- 8 1/4″ Height
- 9 1/8″ Width
- Apply to BL 2457



GB 3303
- 1 1/2″ Projection
- 7 1/2″ Height
- 6 1/2″ Width
- Apply to BL 2457



GB 3304
- 1 1/8″ Projection
- 6 5/8″ Height
- 7 5/8″ Width
- Apply to BL 2458



GB 3305
- 1 1/8″ Projection
- 7 5/8″ Height
- 7 5/8″ Width
- Apply to BL 2458



GB 3306
- Adjustable 12/12 Pitch

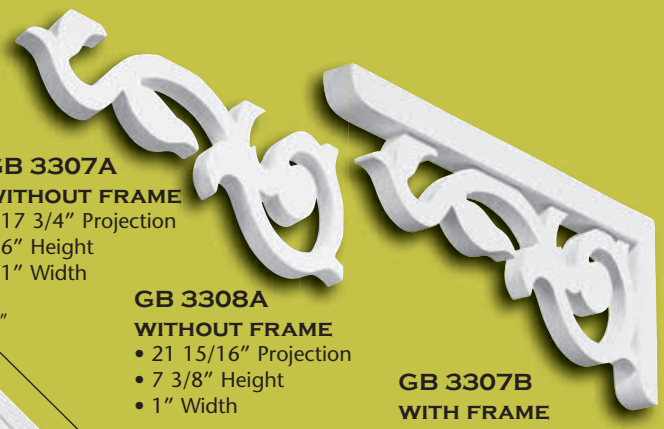

GB 3307A
WITHOUT FRAME
- 17 3/4″ Projection
- 6″ Height
- 1″ Width

GB 3308A
WITHOUT FRAME
- 21 15/16″ Projection
- 7 3/8″ Height
- 1″ Width

GB 3307B
WITH FRAME
- 20 1/4″ Projection
- 8 1/2″ Height
- 1 1/2″ Width

GB 3308B
WITH FRAME
- 24″ Projection
- 9 7/8″ Height
- 1 1/2″ Width

Blocks may come with
hollows in tops and/or backs



BLOCKS, BRACKETS & GINGERBREADS

NOTICE :

SPECTIS ADHESIVE MUST BE USED ON ALL BEDDING/BUTT JOINTS.



GB 3309
- 9 1/4" Projection
- 18 3/4" Height
- 3/4" Width



GB 3310
- 13 1/4" Projection
- 5 5/8" Height
- 1 3/4" Width



GB 3311
- 19" Projection
- 8 1/2" Height
- 1 3/4" Width



GB 3312
- 19 1/2" Projection
- 10 1/4" Height
- 2" Width

GINGERBREADS



GB 3313 - 5/12
Gable Bracket
- 24 1/4" Height
- 35 7/16" Width
- 5/12 Pitch

GB 3313 - 6/12
Gable Bracket
- 24 1/4" Height
- 34 5/16" Width
- 6/12 Pitch



GB 3314
- 10" Projection
- 6 1/16" Height
- 1" Width



GB 3315
- 20 1/2" Projection
- 13 1/2" Height
- 1 1/2" Width



GB 3316
- 17 1/2" Projection
- 18" Height
- 1 1/4" Width



GB 3317-3/12
- 13 1/2" Projection
- 16" Height
- 2" Width
- 3/12 Pitch

GB 3317-6/12
- 13 1/2" Projection
- 16" Height
- 2" Width
- 6/12 Pitch



GB 3318
- 1/4" Projection
- 7 15/16" Height
- 8 3/4" Width



GB 3319
- 1/4" Projection
- 7 15/16" Height
- 8 3/4" Width

1 • 8 0 0 • 6 8 5 • 9 9 8 1

Blocks may come with hollows in tops and/or backs





GB 3320
- 20 1/16″ Projection
- 24 7/8″ Height
- 1″ Width



GB 3321
- 21 1/2″ Projection
- 21 7/8″ Height
- 1″ Width



GB 3322
- 18 1/4″ Projection
- 18 3/4″ Height
- 2 1/2″ Width



GB 3324
- 24″ Projection
- 24″ Height
- 3″ Width

GB 3334
- 33″ Projection
- 33″ Height
- 4″ Width

GINGERBREADS



GB 3330
- 25″ Projection
- 18″ Height
- 2″ Width



GB 3331
- 19 3/4″ Projection
- 7 7/8″ Height
- 2″ Width



Photo above shows the use of Spectis gingerbread GB 3325.



GB 3332
- 11 1/2″ Projection
- 7 3/4″ Height
- 1″ Width



GB 3333
- 12″ Projection
- 12″ Height
- 2 1/16″ Width



Photo above shows the use of a custom Spectis lattice with porch post PP 3201, baluster BAL 2028-9 and gingerbread GB 3315.

Blocks may come with
hollows in tops and/or backs



BLOCKS, BRACKETS & GINGERBREADS

NOTICE :

SPECTIS ADHESIVE MUST BE USED ON ALL BEDDING/BUTT JOINTS.

GINGERBREADS

GB 3323

• 2 1/2" Projection

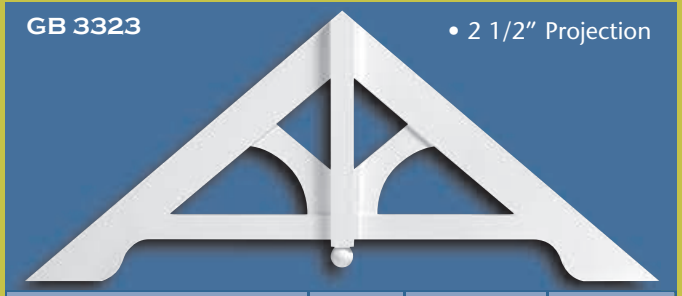

Product Number	Pitch	Width	Height
GB 3323 - 4/12	4/12	132"	22"
GB 3323 - 5/12	5/12	108"	22 1/2"
GB 3323 - 6/12	6/12	103 1/2"	25 7/8"
GB 3323 - 7/12	7/12	96"	28"
GB 3323 - 8/12	8/12	87 1/4"	29"
GB 3323 - 9/12	9/12	86"	32 1/4"
GB 3323 - 10/12	10/12	81"	33 3/4"
GB 3323 - 11/12	11/12	75"	34 3/8"
GB 3323 - 12/12	12/12	70"	35"
GB 3323 - 13/12	13/12	66"	35 3/4"
GB 3323 - 14/12	14/12	64 1/8"	37 7/16"
GB 3323 - 15/12	15/12	65"	40 5/8"
GB 3323 - 16/12	16/12	60 3/4"	40 1/2"
GB 3323 - 18/12	18/12	60"	45"

GB 3325

• 1" Projection



Product Number	Pitch	Width	Height
GB 3325 - 4/12	4/12	132"	22"
GB 3325 - 5/12	5/12	105 5/8"	22"
GB 3325 - 6/12	6/12	103 1/2"	25 7/8"
GB 3325 - 7/12	7/12	95 1/8"	27 3/4"
GB 3325 - 8/12	8/12	87 3/4"	29 1/4"
GB 3325 - 9/12	9/12	85 5/16"	32"
GB 3325 - 10/12	10/12	79 1/2"	33 1/8"
GB 3325 - 11/12	11/12	75"	34 3/8"
GB 3325 - 12/12-68	12/12	68"	34"
GB 3325 - 12/12-81	12/12	81"	40 1/2"
GB 3325 - 13/12	13/12	62 5/16"	33 3/4"
GB 3325 - 14/12	14/12	65 1/8"	38"
GB 3325 - 15/12	15/12	65"	40 5/8"
GB 3325 - 16/12	16/12	61 1/8"	40 3/4"
GB 3325 - 18/12	18/12	60"	45"

GB 3326

• 1" Projection



Product Number	Pitch	Width	Height
GB 3326 - 4/12	4/12	121"	22 1/8"
GB 3326 - 5/12	5/12	98"	22 1/8"
GB 3326 - 6/12	6/12	97"	25 1/2"
GB 3326 - 7/12	7/12	90 1/2"	28"
GB 3326 - 8/12	8/12	82 1/2"	29"
GB 3326 - 9/12	9/12	82 3/8"	32 1/4"
GB 3326 - 10/12	10/12	79 1/4"	34 1/4"
GB 3326 - 11/12	11/12	72 1/4"	34 1/4"
GB 3326 - 12/12 - 48	12/12	74 7/8"	38 1/2"
GB 3326 - 12/12 - 74	12/12	45 7/8"	24"
GB 3326 - 13/12	13/12	64 1/4"	35 3/4"
GB 3326 - 14/12	14/12	63"	37 5/8"
GB 3326 - 15/12	15/12	63 3/4"	40 5/8"
GB 3326 - 16/12	16/12	59"	40 1/16"
GB 3326 - 18/12	18/12	59 1/4"	45"

GB 3327

• 1 3/4" Projection

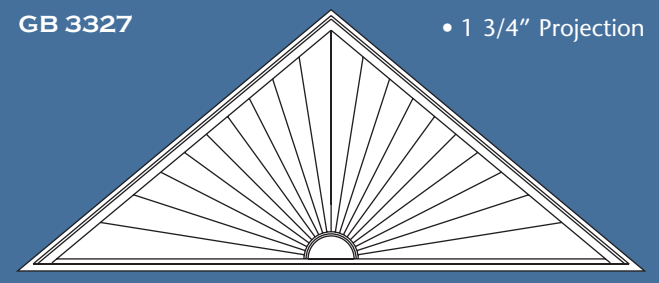

Product Number	Pitch	Width	Height
GB 3327 - 5/12 - 98	5/12	98"	20 7/16"
GB 3327 - 5/12 - 148	5/12	148"	30 13/16"
GB 3327 - 6/12	6/12	92"	23"
GB 3327 - 7/12	7/12	84"	24 1/2"
GB 3327 - 8/12	8/12	84"	28"
GB 3327 - 9/12	9/12	88 5/8"	33 1/4"
GB 3327 - 10/12	10/12	78"	32 1/2"
GB 3327 - 12/12 - 36	12/12	36 1/4"	18 1/8"
GB 3327 - 12/12 - 68	12/12	67 3/4"	33 7/8"
GB 3327 - 12/12 - 132	12/12	132"	66"
GB 3327 - 14/12	14/12	66"	38 1/2"
GB 3327 - 16/12	16/12	60"	40"

Blocks may come with hollows in tops and/or backs

SPECTIS™
MOULDERS INC.
Custom Polyurethane Products

COLUMNS & PORCH POSTS





COLUMNS & PORCH POSTS

NOTICE :

SPECTIS ADHESIVE MUST BE USED ON ALL BEDDING/BUTT JOINTS.

SPECTIS RESERVES THE RIGHT TO HOLLOW OUT THE BACK OF ANY PRODUCT WITHOUT NOTICE. SOME PRODUCTS MAY BE MADE AS ASSEMBLIES.

COLUMN SHAFTS

Available in 8', 10' & 12' Heights

SMOOTH TAPERED



CLM100-8"
CLM100-10"
CLM100-12"
CLM100-14"
CLM100-16"

FLUTED TAPERED



CLM200-8"
CLM200-10"
CLM200-12"
CLM200-14"
CLM100-16"

** Shown with optional Neck Ring*

SMOOTH STRAIGHT



CLM300-8"
CLM300-10"
CLM300-12"
CLM300-14"
CLM300-16"

FLUTED STRAIGHT



CLM230-8"
CLM230-10"
CLM230-12"
CLM230-14"
CLM230-16"

ROPE COLUMN



CLM400-8"
CLM400-10"
CLM400-12"



Photo above shows the use of Spectis balusters BAL 2046, BAL 2027, rails RAL 2100T & B, custom newel posts and caps.

1 • 8 0 0 • 6 8 5 • 9 9 8 1

COLUMNS & PORCH POSTS



COLUMN SHAFTS, CAPS & BASES SOLD SEPARATELY.

These Spectis Columns are available in both decorative and structural.

See page 265-266 for column installation instructions.

COLUMN STYLE	PRODUCT #	DIAMETER	BASE	TOP	SHAFT HEIGHT
SMOOTH TAPERED	CLM100-8	8″	8″	6″	8′,10′,12′
	CLM100-10	10″	10″	8″	8′,10′,12′
	CLM100-12	12″	12″	10″	8′,10′,12′
	CLM100-14	14″	14″	12″	8′,10′,12′
	CLM100-16	16″	16″	14″	8′,10′,12′
FLUTED TAPERED	CLM200-8	8″	8″	6″	8′,10′,12′
	CLM200-10	10″	10″	8″	8′,10′,12′
	CLM200-12	12″	12″	10″	8′,10′,12′
	CLM200-14	14″	14″	12″	8′,10′,12′
	CLM200-16	16″	16″	14″	8′,10′,12′
FLUTED STRAIGHT	CLM230-8	8″	8″	8″	8′,10′,12′
	CLM230-10	10″	10″	10″	8′,10′,12′
	CLM230-12	12″	12″	12″	8′,10′,12′
	CLM230-14	14″	14″	14″	8′,10′,12′
	CLM230-16	16″	16″	16″	8′,10′,12′
SMOOTH STRAIGHT	CLM300-6	6″	6″	6″	8′,10′,12′
	CLM300-8	8″	8″	8″	8′,10′,12′
	CLM300-10	10″	10″	10″	8′,10′,12′
	CLM300-12	12″	12″	12″	8′,10′,12′
	CLM300-14	14″	14″	14″	8′,10′,12′
	CLM300-16	16″	16″	16″	8′,10′,12′
ROPE	CLM400-8	8″	8″	8″	8′,10′,12′
	CLM400-10	10″	10″	10″	8′,10′,12′
	CLM400-12	12″	12″	12″	8′,10′,12′

Maximun safe load 10,000 pounds and comes with hardware kit

Load bearing column with 4 1/2" O.D. (outside diameter) galvanized steel pipe incased in polyurethane

Pipe height may vary depending on which cap and base are chosen



COLUMNS & PORCH POSTS

NOTICE :

SPECTIS ADHESIVE MUST BE USED ON ALL BEDDING/BUTT JOINTS.

CAPS, BASES & NECK RINGS

TUSCAN CAP



CAP100-6"
CAP100-8"
CAP100-10"
CAP100-12"
CAP100-14"
CAP100-16"

CORINTHIAN CAP



CAP500-6"
CAP500-8"
CAP500-10"
CAP500-12"
CAP500-14"
CAP500-16"

SCAMOZZI CAP



CAP700-6"
CAP700-8"
CAP700-10"
CAP700-12"
CAP700-14"
CAP700-16"

TUSCAN BASE



BSE100-6"
BSE100-8"
BSE100-10"
BSE100-12"
BSE100-14"
BSE100-16"

PLAIN CAP/BASE



CB400-6"
CB400-8"
CB400-10"
CB400-12"
CB400-14"
CB400-16"

ATTIC BASE



BSE600-6"
BSE600-8"
BSE600-10"
BSE600-12"
BSE600-14"
BSE600-16"

ROPE CAP



CAP900-8"
CAP900-10"
CAP900-12

ROPE BASE



BSE900-8"
BSE900-10"
BSE900-12"

NECK RING



NR-6"
NR-8"
NR-10"
NR-12"
NR-14"
NR-16"

NOTE: Rope cap and bases (CAP900 & BSE900) are shipped split

1 • 8 0 0 • 6 8 5 • 9 9 8 1



Caps & Bases Dimensions

STYLE	PRODUCT #	"D" HOLE DIAMETER	"W" WIDTH	"H" HEIGHT
Tuscan Cap 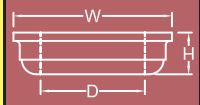	CAP100-6	6 1/4"	9 1/2"	2 1/2"
	CAP100-8	8 1/4"	11 1/2"	2 3/4"
	CAP100-10	10 1/4"	13 3/4"	3 1/4"
	CAP100-12	12 1/4"	15 3/4"	3 1/2"
	CAP100-14	14 1/4"	18 3/4"	4"
	CAP100-16	16 1/4"	20 3/4"	4 1/2"
Scamozzi Cap 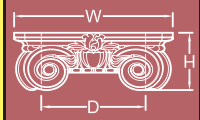	CAP700-6	6 1/4"	10"	4 1/4"
	CAP700-8	8 1/4"	13 1/4"	5 3/4"
	CAP700-10	10 1/4"	16 1/2"	7 1/4"
	CAP700-12	12 1/4"	19 3/4"	8 1/2"
	CAP700-14	14 1/4"	23"	10"
	CAP700-16	16 1/4"	26 1/4"	11 1/2"
Corinthian Cap* 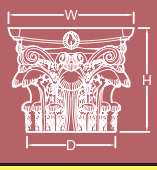	CAP500-6	N/A	9 1/2"	7"
	CAP500-8	N/A	12 3/4"	9 1/4"
	CAP500-10	N/A	16"	11 3/4"
	CAP500-12	N/A	19"	14"
	CAP500-14	N/A	22"	16"
	CAP500-16	N/A	25"	18 1/2"

*Cap to sit on top of column

STYLE	PRODUCT #	"D" HOLE DIAMETER	"W" WIDTH	"H" HEIGHT
Tuscan Base 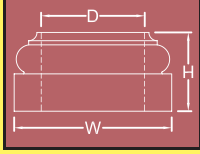	BSE100-6	6 1/4"	9 1/2"	4 3/4"
	BSE100-8	8 1/4"	11 1/2"	5 1/4"
	BSE100-10	10 1/4"	13 3/4"	5 3/4"
	BSE100-12	12 1/4"	15 3/4"	6 1/4"
	BSE100-14	14 1/4"	18 3/4"	6 3/4"
	BSE100-16	16 1/4"	20 3/4"	7 1/4"
Attic Base 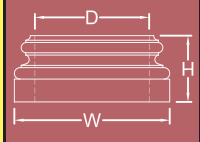	BSE600-6	6 1/4"	8 1/2"	3 5/8"
	BSE600-8	8 1/4"	11"	4 3/4"
	BSE600-10	10 1/4"	13 1/2"	5 5/8"
	BSE600-12	12 1/4"	16"	6 7/8"
	BSE600-14	14 1/4"	18 3/4"	8 1/4"
	BSE600-16	16 1/4"	21 1/2"	9 1/2"

STYLE	PRODUCT #	"D" HOLE DIAMETER	"W" WIDTH	"H" HEIGHT
Plain Cap/Base 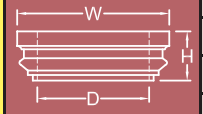	CB400-6	6 1/4"	8 1/2"	2 3/4"
	CB400-8	8 1/4"	10 1/2"	2 3/4"
	CB400-10	10 1/4"	12 1/2"	2 3/4"
	CB400-12	12 1/4"	14 1/2"	2 3/4"
	CB400-14	14 1/4"	16 1/2"	2 3/4"
	CB400-16	16 1/4"	18 1/2"	2 3/4"
Rope Cap* 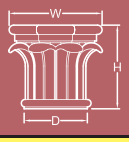	CAP900-8	N/A	12 1/2"	11 1/4"
	CAP900-10	N/A	15 1/2"	14"
	CAP900-12	N/A	19 3/8"	17 1/2"

*Cap to sit on top of column

Rope Base* 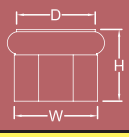	BSE900-8	N/A	9"	7 3/4"
	BSE900-10	N/A	11 1/4"	9 1/2"
	BSE900-12	N/A	14"	11 3/8"

*Column to sit on base

Neck Ring Dimensions

STYLE	PRODUCT #	HOLE SIZE	OUTSIDE DIAMETER	HEIGHT
Neck Ring 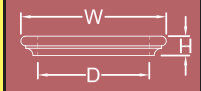	NR-6	6"	7 1/2"	1"
	NR-8	8"	9 1/2"	1"
	NR-10	10"	11 1/2"	1"
	NR-12	12"	13 1/2"	1"
	NR-14	14"	15 1/2"	1"
	NR-16	16"	17 1/2"	1"

*Ship Split with 1/4" long extensions for field trimming



Photo Right shows the use of Spectis balusters BAL 2059-27, curved rails RAL 2100T & B, newel posts NP 2212, newel caps NC 2319, custom headers CSH 1252 and mouldings MD 1141, MD 1352 and MD 1133.



COLUMNS & PORCH POSTS

NOTICE :

SPECTIS ADHESIVE MUST BE USED ON ALL BEDDING/BUTT JOINTS.

BOX COLUMNS



FLUTED BOX COLUMN
FBC

FLUTED BOX COLUMN WITH STEEL INSERT
FBCS



SMOOTH BOX COLUMN
SBC

SMOOTH BOX COLUMN WITH STEEL INSERT
SBCS



RECESSED BOX COLUMN
RBC



Spectis products shown in photo above are: baluster BAL 2018, rails RAL 2110T, RAL 2103B, custom newel post and column.

FBC, RBC & SBC COLUMNS

- Available in two halves or assembled in one piece.
- Column is decorative (non supporting) however can be wrapped around an existing support.

SBCS, RBCS & FBCS COLUMNS

- Comes complete with hardware kit
- Load bearing column with 2 7/8" or 4 1/2" O.D. (outside diameter) galvanized steel pipe encased in polyurethane.
- Maximum safe load 10,000 pounds

BOX COLUMNS

PRODUCT NUMBER				BOX DIMENSION	
DECORATIVE	STRUCTURAL	STYLE	HEIGHT	BASE SIZE	COLUMN SIZE
FBC 860	FBCS 860	Fluted	60"	8" x 8"	6" x 6"
FBC 896	FBCS 896	Fluted	96"	8" x 8"	6" x 6"
FBC 1060	FBCS 1060	Fluted	60"	10 1/2" x 10 1/2"	8" x 8"
FBC 1096	FBCS 1096	Fluted	96"	10 1/2" x 10 1/2"	8" x 8"
FBC 8120	FBCS 8120	Fluted	120"	8" x 8"	6" x 6"
FBC 10108	FBCS 10108	Fluted	108"	10 1/2" x 10 1/2"	8" x 8"
FBC 10116	FBCS 10116	Fluted	116"	10 1/2" x 10 1/2"	8" x 8"
FBC 10120	FBCS 10120	Fluted	120"	12 5/8" x 12 5/8"	11" x 11"
RBC 860	RBCS 860	Recessed	60"	8" x 8"	6 1/2" x 6 1/2"
RBC 896	RBCS 896	Recessed	96"	8" x 8"	6 1/2" x 6 1/2"
RBC 1096	RBCS 1096	Recessed	96"	10" x 10"	8 1/2" x 8 1/2"
RBC 10108	RBCS 10108	Recessed	108"	10" x 10"	8 1/2" x 8 1/2"
SBC 860	SBCS 860	Smooth	60"	8" x 8"	6" x 6"
SBC 896	SBCS 896	Smooth	96"	8" x 8"	6" x 6"
SBC 1060	SBCS 1060	Smooth	60"	10 1/2" x 10 1/2"	8" x 8"
SBC 1096	SBCS 1096	Smooth	96"	10 1/2" x 10 1/2"	8" x 8"
SBC 8120	SBCS 8120	Smooth	120"	8" x 8"	6" x 6"
SBC 8144	SBCS 8144	Smooth	144"	8" x 8"	6" x 6"
SBC 10120	SBCS 10120	Smooth	120"	10 1/2" x 10 1/2"	8" x 8"
SBC 10144	SBCS 10144	Smooth	144"	10 1/2" x 10 1/2"	8" x 8"



PORCH POSTS

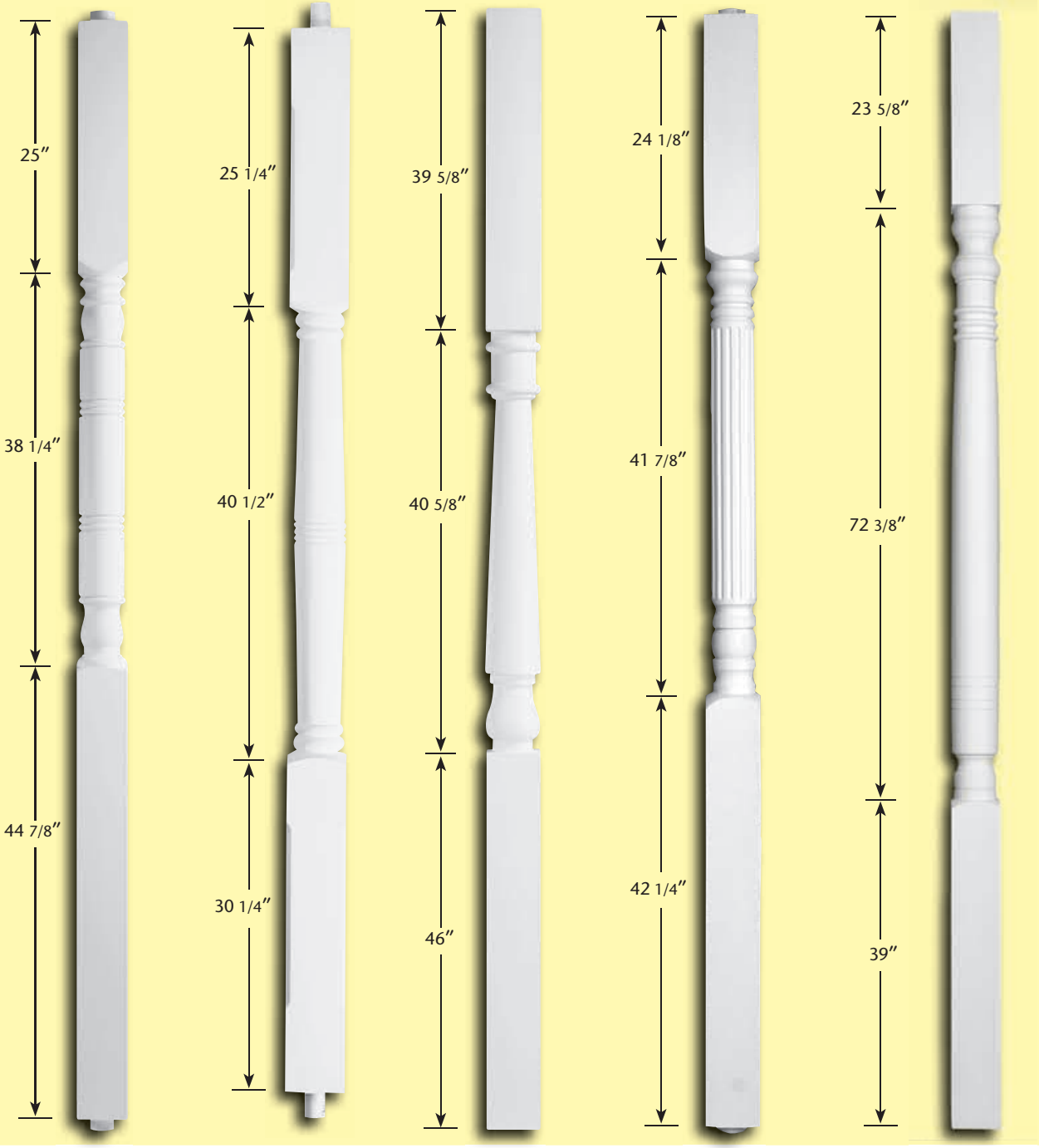

PP 3200
- 5 1/4″ Projection
- 5 1/4″ Width
- 108 1/8″ Height

PP 3209
- 5 1/4″ Projection
- 5 1/4″ Width
- 144″ Height

PP 3212
- 6″ Projection
- 6″ Width
- 120″ Height

PP 3201
- 5 1/2″ Projection
- 5 1/2″ Width
- 96″ Height

PP 3210
- 5 1/2″ Projection
- 5 1/2″ Width
- 98″ Height

PP 3202
- 5 1/2″ Projection
- 5 1/2″ Width
- 126 1/4″ Height

PP 3203
- 5 3/8″ Projection
- 5 3/8″ Width
- 108 1/4″ Height

PP 3211
- 6″ Projection
- 6″ Width
- 135″ Height



COLUMNS & PORCH POSTS

NOTICE :

SPECTIS ADHESIVE MUST BE USED ON ALL BEDDING/BUTT JOINTS.

PORCH POSTS

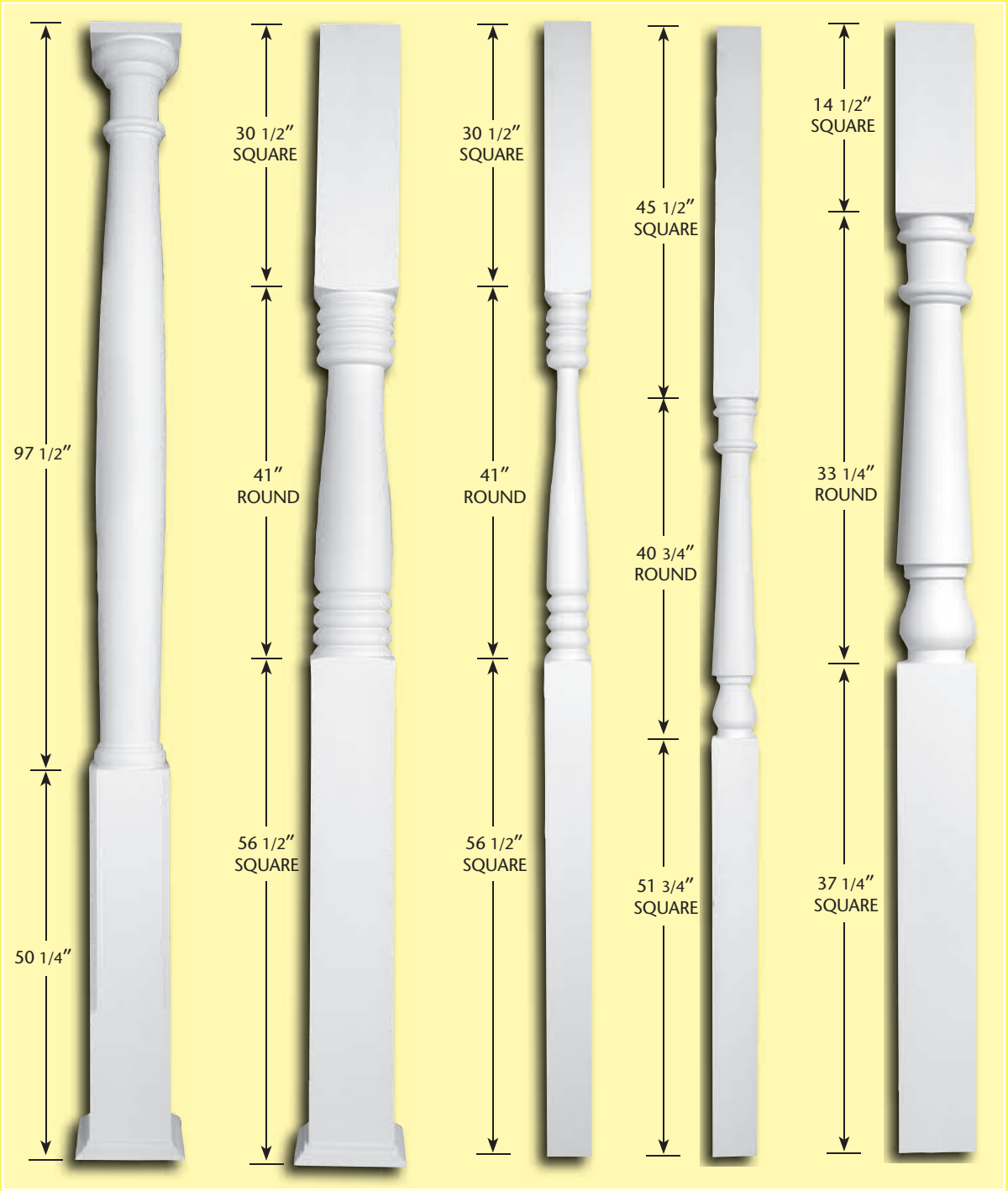

PP 3204
- 10 1/2″ Square Base Width
- 147 3/4″ Height

PP 3205
- 9 1/2″ Projection
- 9 1/2″ Width
- 128″ Height

PP 3206
- 5 1/2″ Projection
- 5 1/2″ Width
- 128″ Height

PP 3207
- 5 1/2″ Projection
- 5 1/2″ Width
- 138″ Height

PP 3208
- 6″ Projection
- 6″ Width
- 85″ Height

- Shipped with hardware kit and trim collars similar as shown on the bottom of PP 3204 and PP 3205.
- Load bearing porch post with 2 7/8″ O.D. galvanized steel pipe encased in polyurethane.
- Maximum safe load 12,000 pounds.
- Porch posts installation instructions on page 265-266.
- O.D. refers to outside diameter.

LAMP POSTS



LP 3700
- 5 1/2″ Bottom
- 3 1/2″ Top
- 96″ Height

Lamp posts come with a 3″O.D. galvanized steel pipe extending 1 3/4″ from the top to attach the light fixture to. (light fixture not included)

1 • 8 0 0 • 6 8 5 • 9 9 8 1

SPECTIS™
MOULDERS INC.
Custom Polyurethane Products

ENTRANCE & WINDOW SYSTEMS



NOTICE :

SPECTIS ADHESIVE MUST BE USED ON ALL BEDDING/BUTT JOINTS.

SPECTIS RESERVES THE RIGHT TO HOLLOW OUT THE BACK OF ANY PRODUCT WITHOUT NOTICE. SOME PRODUCTS MAY BE MADE AS ASSEMBLIES.

WINDOW HEADERS



CSH 1004 (See MD 1004 on page 212)
• 3 1/2″ Projection • 12 3/4″ Height • Matches K 2708



CSH 1006 (See MD 1006 on page 200)
• 5″ Projection • 14″ Height • Matches K 2717



CSH 1015 (See MD 1015 on page 199)
• 4 1/4″ Projection • 9 3/8″ Height • Matches K 2700



CSH 1018 (See MD 1018 on page 227)
• 1 1/2″ Projection • 9″ Height • Matches K 2716



CSH 1025 (See MD 1025 on page 210)
• 1 1/2″ Projection • 5 1/2″ Height • Matches K 2703



CSH 1035 (See MD 1035 on page 198)
• 3″ Projection • 9″ Height • Matches K 2701



CSH 1038 (See MD 1038 on page 175)
• 5 3/4″ Projection • 8 5/8″ Height



CSH 1052 (See MD 1052 on page 197)
• 3 3/4″ Projection • 6″ Height • Matches K 2702



CSH 1142 (See MD 1142 on page 200)
• 6″ Projection • 7″ Height • Matches K 2718



CSH 1158 (See MD 1158 on page 195)
• 3″ Projection • 5″ Height • Matches K 2719



CSH 1252 (See MD 1252 on page 199)
• 4″ Projection • 10″ Height • Matches K 2715



ALL HEADERS COME WITH RETURNED ENDS.

Keystones available on page 125 and 126.

WINDOW HEADERS



CSH 1267 (See MD 1267 on page 196)
• 2 7/8" Projection • 6" Height • Matches K 2714



CSH 1336 (See MD 1336 on page 199)
• 4" Projection • 9 1/4" Height • Matches K 2720



CSH 1316 (See MD 1316 on page 175)
• 4 1/4" Projection • 9 3/8" Height



CSH 1354 (See MD 1354 on page 196)
• 4 1/2" Projection • 9 3/4" Height • Matches K 2727



CSH 1335 (See MD 1335 on page 199)
• 4" Projection • 9 1/4" Height



CSH 1403 (See MD 1403 on page 198)
• 4 1/2" Projection • 12" Height

HOW TO ORDER A CUSTOM HEADER

1. Select the moulding profile.
2. Determine breastboard length.

CSH (MOULDING PROFILE DIGITS ONLY) – (LENGTH)

EXAMPLE: CSH 1252 – 36



(Breast Board – Not OverAll)

ENTRANCE & WINDOW SYSTEMS

NOTICE :

SPECTIS ADHESIVE MUST BE USED ON ALL BEDDING/BUTT JOINTS.



FINISHING

All Spectis' products are shipped "double primed" with an exterior grade latex paint and are ready for use. We recommend final finishing after installation is complete for the most consistent appearance possible. Please see "finishing" recommendations (on page 267) for more information.



ENTRANCE SYSTEM CHART

PILASTERS "C" DIMENSIONS 5"	6"	7"	8"	9"	DESCRIPTION	PRODUCT NUMBER	"A" WIDTH	"B" WIDTH	PROJECTION	PITCH	"E" HEIGHT
40"	38"	36"	34"	32"	Crosshead w/Trim Strip	CHT 5009	50"		4"		9 1/4"
					Crosshead w/Trim Ex-Strip	CHT 5011	50"		4"		11"
					Crosshead w/Dentil	CHD 5009	50"		4"		9 1/4"
					Acorn Pediment	AP 5315		53 3/4"	4 1/16"	6/12	15"
					Sunburst Pediment	SP 5315		53 1/8"	5 7/8"		15 7/8"
					Peaked Pediment	PP 5314		53 1/2"	4"	6/12	14 1/2"
					Rams Head Pediment	RH 5319		53 1/2"	6"		19 1/2"
44"	42"	40"	38"	36"	Crosshead w/Trim Strip	CHT 5409	54"		4"		9 1/4"
					Crosshead w/Trim Ex-Strip	CHT 5411	54"		4"		11"
					Crosshead w/Dentil	CHD 5409	54"		4"		9 1/4"
					Acorn Pediment	AP 5716		57 5/16"	4 1/16"	5.5/12	16 1/16"
					Sunburst Pediment	SP 5716		57"	5"		16"
					Peaked Pediment	PP 5715		57 5/16"	4"	6/12	15 5/16"
					Rams Head Pediment	RH 5718		57 9/16"	6"		18 1/2"
56"	54"	52"	50"	48"	Crosshead w/Trim Strip	CHT 6609	66"		4"		9 1/4"
					Crosshead w/Trim Ex-Strip	CHT 6611	66"		4"		11"
					Crosshead w/Dentil	CHD 6609	66"		4"		9 1/4"
					Acorn Pediment	AP 7018		71 1/8"	4 1/32"	6/12	18 3/16"
					Sunburst Pediment	SP 7018		73 3/8"	5 5/8"		18 1/4"
					Peaked Pediment	PP 7018		70 5/8"	4"	6/12	18 3/8"
					Rams Head Pediment	RH 7022		70 11/16"	6"		22 9/16"
71"	69"	67"	65"	63"	Crosshead w/Trim Strip	CHT 8109	81"		4"		9 1/4"
					Crosshead w/Trim Ex-Strip	CHT 8111	81"		4"		11"
					Crosshead w/Dentil	CHD 8109	81"		4"		9 1/4"
					Acorn Pediment	AP 8421		85"	4"	5.5/12	21 5/8"
					Sunburst Pediment	SP 8423		83 13/16"	5 7/8"		24 1/2"
					Peaked Pediment	PP 8421		85"	4"	5.75/12	21 3/8"
					Rams Head Pediment	RH 8424		84"	6"		24 3/4"
76 3/4"	74 3/4"	72 3/4"	70 3/4"	68 3/4"	Crosshead w/Trim Strip	CHT 8609	86"		4"		9 1/4"
					Crosshead w/Trim Ex-Strip	CHT 8611	86"		4"		11"
					Crosshead w/Dentil	CHD 8609	86"		4"		9 1/4"
					Acorn Pediment	AP 9023		90 1/2"	4 9/16"	5.5/12	23 1/4"
					Sunburst Pediment	SP 9021		89 13/16"	6"		21 1/8"
					Peaked Pediment	PP 9023		90 1/2"	4"	5.5/12	23 1/8"
					Rams Head Pediment	RH 9024		90"	6"		24 3/4"
84 3/4"	82 3/4"	80 3/4"	78 3/4"	76 3/4"	Crosshead w/Trim Strip	CHT 9409	94"		4"		9 1/4"
					Crosshead w/Trim Ex-Strip	CHT 9411	94"		4"		11"
					Crosshead w/Dentil	CHD 9409	94"		4"		9 1/4"
					Acorn Pediment	AP 9823		98 1/2"	4"	5.5/12	23 9/16"
					Sunburst Pediment	SP 9825		98"	6"		25 1/4"
					Peaked Pediment	PP 9825		98 1/2"	4"	6/12	25 3/8"
					Rams Head Pediment	RH 9826		98"	6"		25 1/4"



PEDIMENTS & CROSSHEADS

Pediments and crossheads can be ordered separately or together.

For selection of pilaster styles refer to pages 116 - 117.



ACORN PEDIMENT (AP)

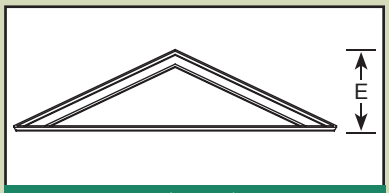

PEAKED PEDIMENT (PP)

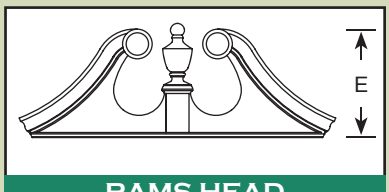

RAMS HEAD PEDIMENT (RH)



SUNBURST PEDIMENT (SP)



CROSSHEAD WITH TRIM STRIP (CHT)



CROSSHEAD WITH TRIM STRIP EXTENDED (CHT)



CROSSHEAD WITH DENTIL (CHD)

ENTRANCE SYSTEM INSTRUCTIONS

1. Measure door opening. If the brickmould is to remain on the door frame, be sure to include in measurement. This is the "C" dimension. (Example: 36")

2. Select the style and width of pilaster desired. (Pages 116 - 117)

3. Go to chart on Page 100, locate the desired pilaster width and move down to find the "C" dimension in step #1. Move across the chart and select the desired Crosshead and Pediment.
   (Example: With "C" being 36", and a 7" pilaster you can select a CHT5009, CHT5011, or a CHT5009 crosshead with a AP5315, SP5315, PP5314, or a RH5319 pediment)

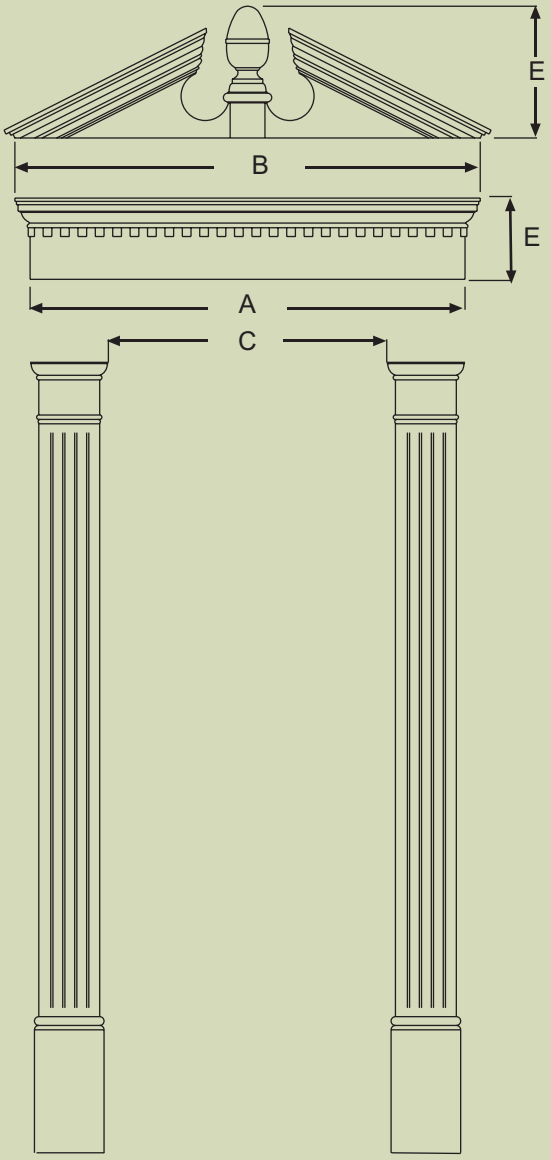

NOTICE :

SPECTIS ADHESIVE MUST BE USED ON ALL BEDDING/BUTT JOINTS.



PILASTERS (sold as pairs)

1. FLUTED PILASTER

PL 452F • 2 1/4" p. x 51 3/4" h. x 4 9/16" w.
PL 590F • 2 1/4" p. x 90" h. x 5" w.
PL 591F • 1 1/4" p. x 91" h. x 5 3/8" w.
PL 690F • 2 1/4" p. x 90" h. x 6" w.
PL 696F • 2 1/4" p. x 96" h. x 6" w.
PL 755F • 2 1/4" p. x 55" h. x 7" w.
PL 769F • 2 1/4" p. x 69" h. x 7" w.
PL 790F • 2 1/4" p. x 90" h. x 7" w.
PL 890F • 2 1/4" p. x 90" h. x 8" w.
PL 960F • 2 1/4" p. x 60" h. x 9" w.
PL 990F • 2 1/4" p. x 90" h. x 9" w.
PL 999F • 2 1/4" p. x 99" h. x 9" w.
PL 1296F • 2 1/4" p. x 97" h. x 13 7/8" w.
PL 6108F • 2 1/4" p. x 108" h. x 6" w.
PL 7102F • 2 1/4" p. x 102" h. x 7" w.
PL 11108F • 2 1/4" p. x 108" h. x 11" w.
PL 18120F • 2 1/4" p. x 120" h. x 18 3/8" w.

2. DOUBLE PANEL PILASTER

PL 590DP • 2 1/4" p. x 90" h. x 5" w.
PL 690DP • 2 1/4" p. x 90" h. x 6" w.
PL 790DP • 2 1/4" p. x 90" h. x 7" w.
PL 890DP • 2 1/4" p. x 90" h. x 8" w.
PL 990DP • 2 1/4" p. x 90" h. x 9" w.
PL 9102DP • 2 1/4" p. x 102" h. x 9" w.

3. SINGLE PANEL PILASTER

PL 590P • 2 1/4" p. x 90" h. x 5" w.
PL 690P • 2 1/4" p. x 90" h. x 6" w.
PL 790P • 2 1/4" p. x 90" h. x 7" w.
PL 890P • 2 1/4" p. x 90" h. x 8" w.
PL 990P • 2 1/4" p. x 90" h. x 9" w.
PL 1190P • 2 1/4" p. x 90" h. x 11" w.
PL 9102P • 2 1/4" p. x 102" h. x 9" w.

4. SMOOTH PILASTER

PL 793 SM • 2 1/4" p. x 93" h. x 7" w.



PILASTERS (sold as pairs)

5. LONG FLUTED PILASTER

PL 490LF • 1 7/8" p. x 90" h. x 4" w.
PL 690LF • 1 7/8" p. x 90" h. x 6" w.
PL 3100LF • 1 3/4" p. x 100" h. x 4 1/4" w.

6. PILASTER

PL 1144L • 1 3/4" p. x 96" h.
PL 1144R • 1 3/4" p. x 96" h.
• Matches MD 1144

7. PILASTER

• Plinth Block is a separate piece. Sold with set.
PL 490F • 1 5/8" p. x 117 7/8" h. x 4 1/2" w.
PL 5108 • 1 5/8" p. x 118 9/16" h. x 5 1/4" w.
PL 6108 • 1 3/4" p. x 118" h. x 6" w.

8. PILASTER

PL 590ED • 1 1/8" p. x 84" h. x 2" w.

Photo below shows the use of Spectis custom quoins, shutters and headers.



NOTICE :

SPECTIS ADHESIVE MUST BE USED ON ALL BEDDING/BUTT JOINTS.

MULLS





Photos above show the use of Spectis custom fluted pilasters.



9. PANEL MULL

PL 284P • 1 1/8" p. x 84" h. x 2" w.

10. FLUTED MULL

PL 284F • 1 1/8" p. x 84" h. x 2" w.

1 • 8 0 0 • 6 8 5 • 9 9 8 1



Photo above shows the following Spectis products: sunburst SHC 4824 and rake trim FAC 1382 left and right.



Photo above shows the use of Spectis header CSH 1006.

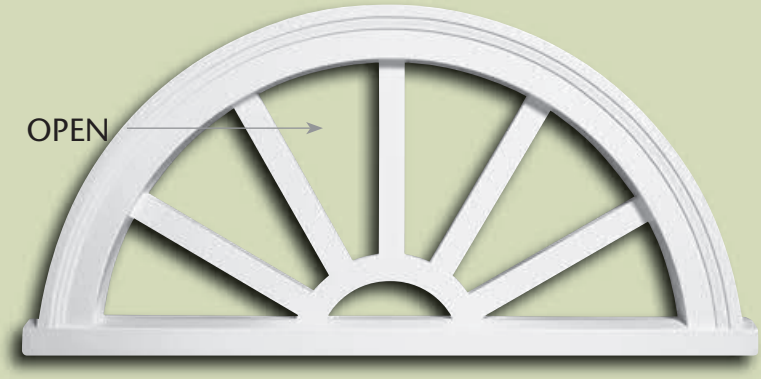

• 1 3/8" Projection

SHR 2613 • 26" Width • 13" Height
SHR 3819 • 38" Width • 19" Height
SHR 5025 • 50" Width • 25" Height
SHR 6030 • 60" Width • 30" Height



Photo above illustrates the following Spectis products: sunburst HCS 3016, rails RAL 2100 top & bottom & balusters BAL 2014-24.



• 1 3/8" Projection

SUNBURSTS

SHC 4424 • 44" Width • 24" Height
SHC 4824 • 48" Width • 24" Height
SHC 5025 • 50" Width • 25" Height
SHC 5828 • 58" Width • 28" Height
SHC 6630 • 66" Width • 30" Height

NOTICE :

SPECTIS ADHESIVE MUST BE USED ON ALL BEDDING/BUTT JOINTS.

SUNBURSTS



• 1 3/4" Projection

SUNBURST	WIDTH	HEIGHT
HSS 2409	24"	9"
HSS 2508	25 5/8"	8 1/4"
HSS 2809	28"	9 3/8"
HSS 2908	29"	8 1/4"
HSS 3009	30"	9 3/8"
HSS 3209	32"	9"
HSS 3309	33"	8 1/4"
HSS 3609	36"	9"
HSS 3612	36"	12"
HSS 3709	37"	9"
HSS 4010	40"	10"
HSS 4110	41"	10"
HSS 4210	42"	10"
HSS 4412	44"	12"
HSS 4812	48"	12"
HSS 5212	52"	12"
HSS 5612	56"	12"
HSS 6013	60"	13"
HSS 6413	64"	13"
HSS 6814	68"	14"
HSS 7214	72"	14"
HSS 7615	76"	15"
HSS 8015	80"	15"
HSS 8415	84"	15"
HSS 8816	88"	16"
HSS 9216	92"	16"
HSS 9617	96"	17"
HSS 10017	100"	17"
* HSS 10210	102"	10"
HSS 10417	104"	17"
HSS 10818	108"	18"
HSS 11218	112"	18"
* HSS 11412	114 1/8"	12 1/2"
HSS 12221	122"	21"
HSS 12622	126"	22"
HSS 13222	132"	22"
HSS 14414	144"	14 1/2"
**HSS 19915	199"	15"

* Garage Door Headers

** Garage Door Header shipped in two pieces.

• 1 3/4" Projection

SUNBURST	WIDTH	HEIGHT
HCS 2413	24"	13"
HCS 2513	25 5/8"	13 7/8"
HCS 2815	28"	15"
HCS 2915	29 5/8"	15 3/4"
HCS 3016	30"	16"
HCS 3217	32"	17"
HCS 3318	33"	18"
HCS 3619	36"	19"
HCS 3720	37"	20"
HCS 4021	40"	21"
HCS 4121	41 5/8"	21 7/8"
HCS 4222	42"	22"
HCS 4423	44"	23"
HCS 4825	48"	25"
HCS 5227	52"	27"
HCS 5629	56"	29"
HCS 6031	60"	31"
HCS 6433	64"	33"
HCS 6835	68"	35"
HCS 7237	72"	37"
HCS 7639	76"	39"
HCS 8041	80"	41"
HCS 8443	84"	43"
HCS 8845	88"	45"
HCS 9247	92"	47"
HCS 9649	96"	49"
HCS 10052	100"	52"
HCS 10454	104"	54"
HCS 10856	108"	56"

CUSTOM SIZES AVAILABLE



Photo above shows the following Spectis products: sunburst HCS 4825.



PEDIMENTS

PD 25102
- 3 1/8″ Projection
- 25 1/2″ Height
- 98 1/2″ Base Width
- 101 3/8″ Top Width





Photo above illustrates the following Spectis products: custom size header CSH 1038, and moulding MD 1243.

PWH 4421
- 4 1/4″ Projection
- 21 3/4″ Height
- 44″ Base Width
- Profile matches MD 1015



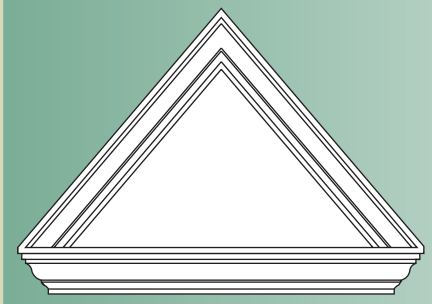

PD 3643 • 43 3/4″ Base Width • 51 3/8″ Width • 36 1/8″ Height



MD 1207 • This moulding can be used to make returns on PD 3643

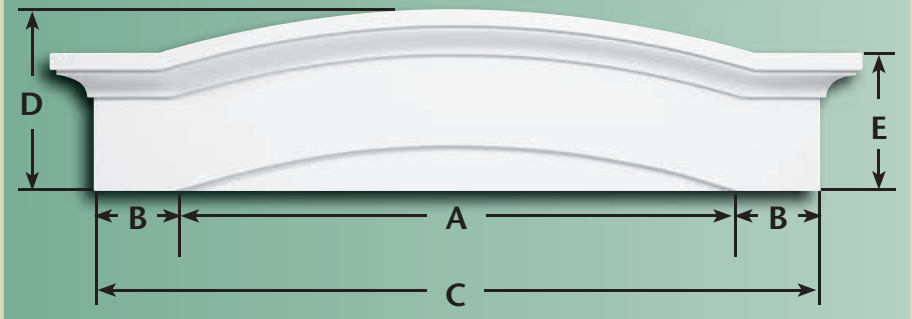

PRODUCT NUMBER	Dimensions					Projection	Breastboard Thickness
	A	B	C	D	E		
WH 33-100	33 1/2″	4 1/2″	42 1/2″	10 3/8″	8″	3 1/4″	1 1/2″
WH 33-101	29 1/2″	4 1/4″	38″	11 1/16″	8″	3 5/16″	1 9/16″
WH 34-100	42″	6 1/2″	55″	11 5/8″	8″	6 1/4″	4 1/2″

ENTRANCE & WINDOW SYSTEMS

NOTICE :

SPECTIS ADHESIVE MUST BE USED ON ALL BEDDING/BUTT JOINTS.



This photo shows the use of Spectis products: arch AT 1025 with keystone.

ARCHES







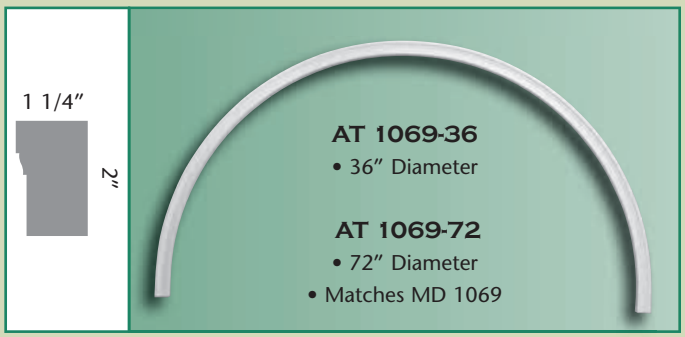











ARCHES



AT1471-R55
AT1471-R180
• Matches MD 1471



AT1610-71.5
• Matches MD 1610

INSIDE DIAMETER	ARCH NUMBERS					
20.5″		AT1144-20.5				
21″	AT 1365 - 21	AT 1144 - 21	AT 1025 - 21	AT 1011-3.5 - 21	AT 1011 - 5.5 - 21	AT 1011 - 7.5 - 21
24″	AT 1365 - 24	AT 1144 - 24	AT 1025 - 24	AT 1011-3.5 - 24	AT 1011 - 5.5 - 24	AT 1011 - 7.5 - 24
28″	AT 1365 - 28	AT 1144 - 28	AT 1025 - 28	AT 1011-3.5 - 28	AT 1011 - 5.5 - 28	AT 1011 - 7.5 - 28
30″	AT 1365 - 30	AT 1144 - 30	AT 1025 - 30	AT 1011-3.5 - 30	AT 1011 - 5.5 - 30	AT 1011 - 7.5 - 30
32″	AT 1365 - 32	AT 1144 - 32	AT 1025 - 32	AT 1011-3.5 - 32	AT 1011 - 5.5 - 32	AT 1011 - 7.5 - 32
36″	AT 1365 - 36	AT 1144 - 36	AT 1025 - 36	AT 1011-3.5 - 36	AT 1011 - 5.5 - 36	AT 1011 - 7.5 - 36
40″	AT 1365 - 40	AT 1144 - 40	AT 1025 - 40	AT 1011-3.5 - 40	AT 1011 - 5.5 - 40	AT1011 - 7.5 - 40
48″	AT 1365 - 48	AT 1144 - 48	AT 1025 - 48	AT 1011-3.5 - 48	AT 1011 - 5.5 - 48	AT 1011 - 7.5 - 48
60″	AT 1365 - 60	AT 1144 - 60	AT 1025 - 60	AT 1011-3.5 - 60	AT 1011 - 5.5 - 60	AT 1011 - 7.5 - 60
68″	AT 1365 - 68	AT 1144 - 68	AT 1025 - 68	AT 1011-3.5 - 68	AT 1011 - 5.5 - 68	AT 1011 - 7.5 - 68
72″	AT 1365 - 72	AT 1144 - 72	AT 1025 - 72	AT 1011-3.5 - 72	AT 1011 - 5.5 - 72	AT 1011 - 7.5 - 72
76″	AT 1365 - 76	AT 1144 - 76	AT 1025 - 76	AT 1011-3.5 - 76	AT 1011 - 5.5 - 76	AT 1011 - 7.5 - 76
MATCHING KEYSTONES						
	K 2726	K 2711	K 2703	K 2729	K 2730	K 2731



Photo above shows Spectis custom steeple.



Photo above shows Spectis custom window arches with keystone.

NOTICE :

SPECTIS ADHESIVE MUST BE USED ON ALL BEDDING/BUTT JOINTS.

CUSTOM ARCH WITH FLANKERS QUOTE FORM

Company: _____ City/State/Zip: _____

Contact Name: _____ Phone: _____

Address: _____ Fax: _____

_____ Date: _____

ARCH OPTION
(Choose one only)



☐ **AT 1011-3.5**
- 1" Projection
- 3.5" Height



☐ **AT 1144**
- 1 3/4" Projection
- 5 1/2" Height



☐ **AT 1011-5.5**
- 1" Projection
- 5.5" Height



☐ **AT 1365**
- 2 1/4" Projection
- 10" Height



KEYSTONE

☐ YES ☐ NO

Fill in all dimensions

A = _____ Inches
B = _____ Inches
C = _____ Inches
D = _____ Inches
Radius = _____ Inches

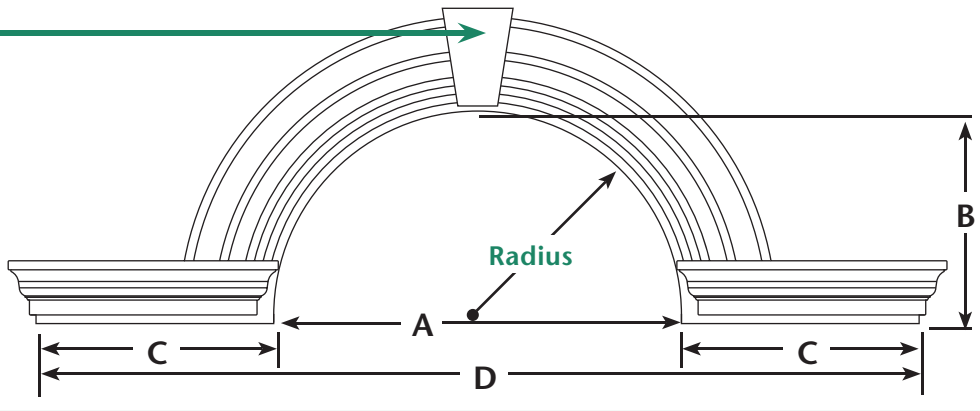

CROSSHEAD OPTION (Choose one only)



☐ **CSH 1354**
- 4 1/2" Projection • 9 3/4" Height



☐ **CSH 1052**
- 3 3/4" Projection • 6" Height

1 • 800 • 685 • 9981





K 2705
- 2 1/2″ Projection
- 7″ Height
- 6″ Width
- For 5 1/2″ Flat Board



K 2712
- 3 1/2″ Projection
- 6″ Height
- 5 7/8″ Width



K 2707
- 3 1/2″ Projection
- 7 3/4″ Height
- 8 1/4″ Width

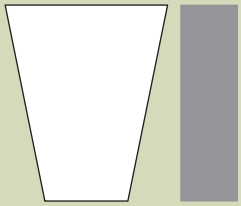

K 2710
- 4″ Projection
- 13 7/8″ Height
- 11 1/2″ Width

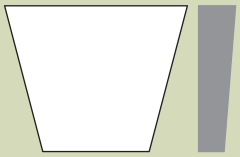

K 2723
- 2″ Projection
- 8″ Height
- 10″ Width

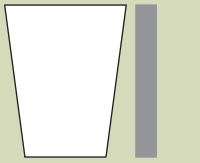

K 2737
- 1″ Projection
- 7 1/2″ Height
- 6″ Width

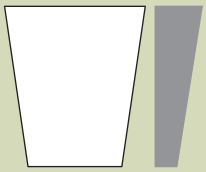

K 2741
- 3″ Projection
- 10 1/4″ Height
- 9″ Width



K 2729
- 2″ Projection
- 4 1/4″ Height
- 3 1/2″ Width
- For AT 1011-3.5



K 2730
- 2″ Projection
- 6 1/2″ Height
- 5 7/16″ Width
- For AT 1011-5.5



K 2731
- 2″ Projection
- 8 3/4″ Height
- 7 1/2″ Width
- For AT 1011-7.5

KEYSTONES

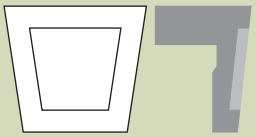

K 2704
- 2 3/16″ Projection
- 2 7/8″ Height
- 3 1/4″ Width
- For Brick Mould



K 2711
- 2 3/4″ Projection
- 6 1/2″ Height
- 4 1/2″ Width
- For MD 1144



K 2713
- 4″ Projection
- 12″ Height
- 6 1/2″ Width
- For BL 2420



K 2728
- 2 3/4″ Projection
- 6 1/2″ Height
- 4 1/2″ Width

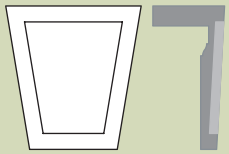

K 2747
- 2 1/4″ Projection
- 4 1/2″ Height
- 4 1/4″ Width
- For Extended Brickmould (MD1069 Ext)

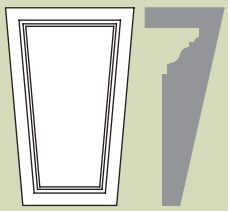

K 2706
- 4″ Projection
- 10″ Height
- 6 1/2″ Width
- For MD 1267

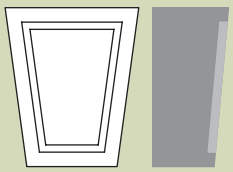

K 2733
- 2 5/8″ Projection
- 5 1/2″ Height
- 4 5/8″ Width



K 2715
- 6 1/2″ Projection
- 12″ Height
- 9 1/2″ Width
- For MD 1252



K 2722
- 2 7/8″ Projection
- 7 3/4″ Height
- 7″ Width



K 2740
- 3 5/8″ Projection
- 8″ Height
- 8″ Width
- For MD 1144



K 2709
- 5 1/4″ Projection
- 14 1/4″ Height
- 10 3/4″ Width



K 2725
- 4″ Projection
- 8 1/2″ Height
- 8 3/8″ Width



K 2742
- 5 1/2″ Projection
- 15″ Height
- 11″ Width



K 2748
- 3 3/4″ Projection
- 9″ Height
- 7 3/4″ Width
- For MD 1775

NOTICE :

SPECTIS ADHESIVE MUST BE USED ON ALL BEDDING/BUTT JOINTS.

KEYSTONES

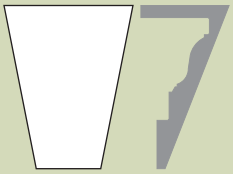

K 2700
- 5 1/2" Projection
- 10 1/8" Height
- 8" Width
- For MD 1015



K 2701
- 4 1/4" Projection
- 10 1/2" Height
- 8" Width
- For MD 1035



K 2702
- 4 3/4" Projection
- 7" Height
- 8" Width
- For MD 1052



K 2703
- 2 1/2" Projection
- 6 1/2" Height
- 6" Width
- For MD 1025

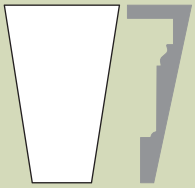

K 2708
- 4 7/8" Projection
- 13 1/2" Height
- 8 3/4" Width
- For MD 1004



K 2714
- 4 1/4" Projection
- 7" Height
- 6" Width
- For MD 1267

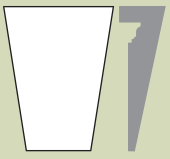

K 2716
- 3 1/8" Projection
- 9" Height
- 7 11/16" Width
- For MD 1018

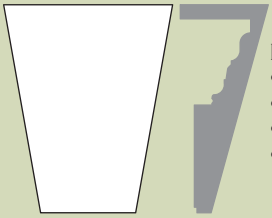

K 2717
- 6 1/4" Projection
- 14 3/4" Height
- 12" Width
- For MD 1006



K 2718
- 8" Projection
- 8" Height
- 8" Width
- For MD 1142



K 2719
- 4 1/2" Projection
- 5 3/4" Height
- 5 3/4" Width
- For MD 1158

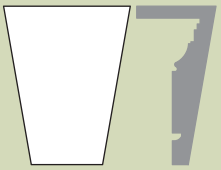

K 2720
- 5" Projection
- 10 1/4" Height
- 10" Width
- For MD 1336

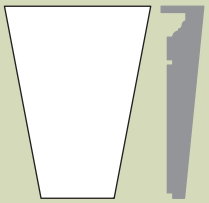

K 2721
- 7" Projection
- 21" Height
- 16" Width
- For MD 1252

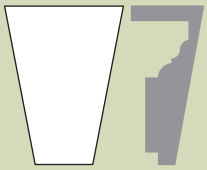

K 2724
- 5 1/4" Projection
- 11" Height
- 8 1/8" Width
- For MD 1252

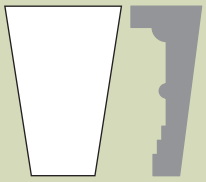

K 2726
- 5" Projection
- 12" Height
- 8 1/4" Width
- For MD 1365



K 2727
- 6 3/8" Projection
- 11 1/2" Height
- 10" Width
- For MD 1354



K 2732
- 4 1/4" Projection
- 9 3/4" Height
- 6" Width
- For MD 1267



K 2734
- 3 1/8" Projection
- 10 1/16" Height
- 7 11/16" Width
- For MD 1422

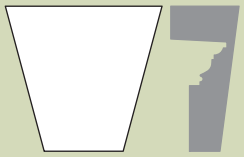

K 2735
- 2 5/8" Projection
- 7 3/4" Height
- 8 3/8" Width
- For MD 1576



K 2736
- 3 7/8" Projection
- 8" Height
- 8" Width
- For MD 1764

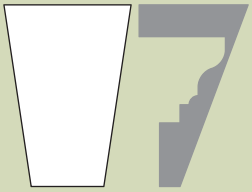

K 2738
- 6" Projection
- 10" Height
- 7" Width
- For MD 1697



K 2739
- 2 1/2" Projection
- 6 1/2" Height
- 4 1/2" Width
- For MD 1144



K 2743
- 4 1/4" Projection
- 7" Height
- 6" Width
- For MD 1610



K 2744
- 6" Projection
- 7" Height
- 7" Width
- For MD 1760 & MD 1761

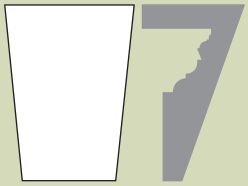

K 2745
- 5 1/2" Projection
- 9 1/2" Height
- 7" Width
- For MD 1762 & MD 1763



K 2746
- 3 7/8" Projection
- 8 5/8" Height
- 8" Width
- For MD 1764

SPECTIS™
MOULDERS INC.
Custom Polyurethane Products

LOUVRES





LOUVRES

OPEN LOUVRES WITH SCREEN 1¼" PROJECTION
CLOSED LOUVRES 1½" PROJECTION

NOTICE :

SPECTIS ADHESIVE MUST BE USED ON ALL BEDDING/BUTT JOINTS.

SPECTIS RESERVES THE RIGHT TO HOLLOW OUT THE BACK OF ANY PRODUCT WITHOUT NOTICE. SOME PRODUCTS MAY BE MADE AS ASSEMBLIES.



FLAT TRIM

FTT 4114
- 64″ w. x 22″ h.
- for LOT 4114

FTT 8021
- 108″ w. x 29″ h.
- for LOT 8021



FLAT TRIM

FTR 19
- 26″ Outside Diameter
- for LOR 19

FTR 22
- 29″ Outside Diameter
- for LOR 22

FTR 24
- 31″ Outside Diameter
- for LOR 24

FTR 28
- 35″ Outside Diameter
- for LOR 28

FTR 30
- 37″ Outside Diameter
- for LOR 30

FTR 36
- 43″ Outside Diameter
- for LOR 36

FTR 48
- 55″ Outside Diameter
- for LOR 48

FTR 6-31
- 43″ Outside Diameter

FTR 6-78
- 78″ Diameter

LCR/LOR 12 • 12″ Diameter
LCR/LOR 15 • 15″ Diameter
LCR/LOR 16 • 16″ Diameter
LCR/LOR 18 • 18″ Diameter
LCR/LOR 19 • 19″ Diameter
LCR/LOR 22 • 22″ Diameter
LCR/LOR 24 • 24″ Diameter
LCR/LOR 28 • 28″ Diameter
LCR/LOR 30 • 30″ Diameter
LCR/LOR 36 • 36″ Diameter
LCR/LOR 39 • 39″ Diameter
LCR/LOR 48 • 48″ Diameter*

LCT/LOT 2412 • 24″ w. x 12″ h. • 12/12 Pitch
LCT/LOT 3205 • 32″ w. x 5 5/16″ h. • 4/12 Pitch
LCT/LOT 3210 • 32″ w. x 10″ h. • 7.5/12 Pitch
LCT/LOT 3916 • 38 3/8″ w. x 16″ h. • 10/12 Pitch
LCT/LOT 4114 • 41 7/16″ w. x 14 1/4″ h. • 8/12 Pitch
LCT/LOT 4228 • 42″ w. x 28″ h. • 16/12 Pitch
LCT/LOT 4611 • 46 5/8″ w. x 11 5/8″ h. • 6/12 Pitch
LCT/LOT 4812 • 48″ w. x 12″ h. • 6/12 Pitch
LCT/LOT 5418 • 54″ w. x 18″ h. • 8/12 Pitch
LCT/LOT 5523 • 55 3/16″ w. x 23″ h. • 10/12 Pitch
LCT/LOT 5727 • 57″ w. x 27″ h. • 11.375/12 Pitch
LCT/LOT 6025 • 60″ w. x 25″ h. • 10/12 Pitch
LCT/LOT 6416 • 64″ w. x 16″ h. • 6/12 Pitch
LCT/LOT 6526 • 65 11/16″ w. x 26″ h. • 9.5/12 Pitch
LCT/LOT 7218 • 72″ w. x 18″ h. • 6/12 Pitch
LCT/LOT 7318 • 73″ w. x 18 1/4″ h. • 6/12 Pitch
LCT/LOT 7619 • 78 7/8″ w. x 19″ h. • 6/12 Pitch
LCT/LOT 8021 • 80 3/16″ w. x 21 1/2″ h. • 6.5/12 Pitch
LCT/LOT 8414 • 84″ w. x 14″ h. • 4/12 Pitch
LCT/LOT 8725 • 87 1/4″ w. x 25″ h. • 7/12 Pitch
LCT/LOT 9026 • 89 1/8″ w. x 26″ h. • 7/12 Pitch
LCT/LOT 9640 • 97″ w. x 40 1/4″ h. • 10/12 Pitch
LCT/LOT 10829 • 108″ w. x 29″ h. • 6.5/12 Pitch*
LCT/LOT 12045 • 120 1/4″ w. x 45 1/8″ h. • 9/12 Pitch*
LCT/LOT 13227 • 132″ w. x 27 1/4″ h. • 5/12 Pitch*
LCT/LOT 13248 • 132 1/2″ w. x 48 1/4″ h. • 8.75/12 Pitch*
LCT/LOT 13652 • 137″ w. x 52 1/4″ h. • 9.25/12 Pitch*

*** LOUVRES MADE IN TWO HALVES HAVE A CENTER BAR**



LCOE/LOOE 1934 • 19″ w. x 34″ h.
LCOE/LOOE 2438 • 24″ w. x 38″ h.

K 2704 can be added to louvre brickmould.



LCO/LOO 12 • 12″ w. x 12″ h.
LCO/LOO 18 • 18″ w. x 18″ h.
LCO/LOO 19 • 19″ w. x 19″ h.
LCO/LOO 22 • 22″ w. x 22″ h.
LCO/LOO 28 • 28″ w. x 28″ h.
LCO/LOO 30 • 30″ w. x 30″ h.

VERTICAL PVC STRIP ADDED TO BACK OF OPEN LOUVRES AS NEEDED AT SPECTIS DISCRETION

1 • 8 0 0 • 6 8 5 • 9 9 8 1

LOUVRES



OPEN LOUVRES WITH SCREEN 1¼" PROJECTION
CLOSED LOUVRES 1½" PROJECTION



FLAT TRIM

FTA4 2852

- 36″ width
- 60″ height
- 4″ casing
- for LCA 2852



LCARB/LOARB 30 • 30″ w. x 30″ h.



LCE/LOE 1830 • 18″ w. x 30″ h.
LCE/LOE 2234 • 22″ w. x 34 1/16″ h.
LCE/LOE 3024 • 30″ w. x 24″ h.

LCA/LOA 824 • 8″ w. x 24″ h.
LCA/LOA 836 • 8″ w. x 36″ h.
LCA/LOA 1014 • 10″ w. x 14″ h.
LCA/LOA 1218 • 12″ w. x 18″ h.
LCA/LOA 1224 • 12″ w. x 24″ h.
LCA/LOA 1818 • 18″ w. x 18″ h.
LCA/LOA 1824 • 18″ w. x 24″ h.
LCA/LOA 1826 • 18″ w. x 26″ h.
LCA/LOA 1828 • 18″ w. x 28″ h.
LCA/LOA 1830 • 18″ w. x 30″ h.
LCA/LOA 1836 • 18″ w. x 36″ h.
LCA/LOA 1855 • 18″ w. x 55″ h.
LCA/LOA 1928 • 19″ w. x 28″ h.
LCA/LOA 2079 • 20″ w. x 79″ h.
LCA/LOA 2231 • 22″ w. x 31″ h.
LCA/LOA 2232 • 22″ w. x 32″ h.
LCA/LOA 2234 • 22″ w. x 34″ h.
LCA/LOA 2430 • 24″ w. x 30″ h.
LCA/LOA 2436 • 24″ w. x 36″ h.
LCA/LOA 2843 • 28″ w. x 43″ h.
LCA/LOA 2852 • 28″ w. x 52″ h.
LCA/LOA 3024 • 30″ w. x 24″ h.
LCA/LOA 3042 • 30″ w. x 42″ h.
LCA/LOA 3648 • 36″ w. x 48″ h.
LCA/LOA 4284 • 42″ w. x 84″ h.



LCRT/LORT 912 • 9″ w. x 12″ h.
LCRT/LORT 1030 • 10″ w. x 30″ h.
LCRT/LORT 1212 • 12″ w. x 12″ h.
LCRT/LORT 1218 • 12″ w. x 18″ h.
LCRT/LORT 1224 • 12″ w. x 24″ h.
LCRT/LORT 1226 • 12″ w. x 26″ h.
LCRT/LORT 1236 • 12″ w. x 36″ h.
LCRT/LORT 1390 • 13″ w. x 90″ h.
LCRT/LORT 1424 • 14″ w. x 24″ h.
LCRT/LORT 1530 • 15″ w. x 30″ h.
LCRT/LORT 1624 • 16″ w. x 24″ h.
LCRT/LORT 1632 • 16″ w. x 32″ h.
LCRT/LORT 1636 • 16″ w. x 36″ h.
LCRT/LORT 1818 • 18″ w. x 18″ h.
LCRT/LORT 1824 • 18″ w. x 24″ h.
LCRT/LORT 1830 • 18″ w. x 30″ h.
LCRT/LORT 1860 • 18″ w. x 60″ h.
LCRT/LORT 1866 • 18″ w. x 66″ h.
LCRT/LORT 1872 • 18″ w. x 72″ h.
LCRT/LORT 1890 • 18″ w. x 90″ h.
LCRT/LORT 1928 • 19″ w. x 28″ h.
LCRT/LORT 1943 • 19″ w. x 43″ h.
LCRT/LORT 2260 • 22″ w. x 60″ h.
LCRT/LORT 2424 • 24″ w. x 24″ h.
LCRT/LORT 2428 • 24″ w. x 28″ h.
LCRT/LORT 2430 • 24″ w. x 30″ h.
LCRT/LORT 2436 • 24″ w. x 36″ h.
LCRT/LORT 2448 • 24″ w. x 48″ h.
LCRT/LORT 3272 • 32″ w. x 72″ h.
LCRT/LORT 3624 • 36″ w. x 24″ h.



PAADS 2231

- 21″ w. x 30″ h.
- RO 22 1/4″ w. x 31 1/2″ h.
- Hinged Door

LOAD 2231

- Comes with Rainguard Louvre

VERTICAL PVC STRIP ADDED TO BACK OF OPEN LOUVRES AS NEEDED AT SPECTIS DISCRETION



LOUVRES

OPEN LOUVRES WITH SCREEN 1¼" PROJECTION
CLOSED LOUVRES 1½" PROJECTION

NOTICE :

SPECTIS ADHESIVE MUST BE USED ON ALL BEDDING/BUTT JOINTS.



- Projection 3″ at brickmould

LCRK/LORK 16 • 16″ Diameter
LCRK/LORK 20 • 20″ Diameter
LCRK/LORK 24 • 24″ Diameter
LCRK/LORK 30 • 30″ Diameter

SIDING RABBET

- Available upon request
- 3/4″ x 3/4″ Typical



CUSTOM SIZES AVAILABLE

FLAT TRIM

FTO 2234
- 29″ w. x 41″ h.
- for LOHO3422
  LOVO2234



LCVO/LOVO 1015 • 10″ w. x 15″ h.
LCVO/LOVO 1830 • 18″ w. x 30″ h.
LCVO/LOVO 2127 • 21″ w. x 27″ h.
LCVO/LOVO 2234 • 22″ w. x 34″ h.
LCVO/LOVO 2835 • 28″ w. x 35″ h.
LCVO/LOVO 2836 • 28″ w. x 36″ h.



LCHR/LOHR 2412 • 24″ w. x 12″ h.
LCHR/LOHR 2416 • 24″ w. x 16″ h.
LCHR/LOHR 3019 • 30″ w. x 19″ h.
LCHR/LOHR 3216 • 32″ w. x 16″ h.
LCHR/LOHR 3220 • 32″ w. x 20″ h.
LCHR/LOHR 3618 • 36″ w. x 18″ h.
LCHR/LOHR 3622 • 36″ w. x 22″ h.
LCHR/LOHR 4021 • 40″ w. x 21″ h.
LCHR/LOHR 4225 • 42″ w. x 25″ h.
LCHR/LOHR 4828 • 48″ w. x 28″ h.
LCHR/LOHR 6034 • 60″ w. x 34″ h.
LCHR/LOHR 7236 • 72″ w. x 36″ h.

FLAT TRIM

FTHR3-27
- 1" Projection
- 61" Diameter
- 3 1/2" Width

FTHR3-41
- 1" Projection
- 96" Diameter
- 3 1/2" Width

FTHR5-36
- 1" Projection
- 48 3/4" Diameter
- 5 1/2" Width

FTHR5-48
- 1" Projection
- 60 1/4" Diameter
- 5 1/2" Width

VERTICAL PVC STRIP ADDED TO BACK OF OPEN LOUVRES AS NEEDED AT SPECTIS DISCRETION

LOUVRES



OPEN LOUVRES WITH SCREEN 1¼" PROJECTION
CLOSED LOUVRES 1½" PROJECTION



LCHO/LOHO 1812 • 18″ w. x 12″ h.
LCHO/LOHO 2923 • 29″ w. x 23″ h.
LCHO/LOHO 3018 • 30″ w. x 18″ h.
LCHO/LOHO 3422 • 34″ w. x 22″ h.
LCHO/LOHO 4021 • 40″ w. x 21″ h.
LCHO/LOHO 4836 • 48″ w. x 36″ h.

FINISHING

All Spectis' products are shipped "double primed" with an exterior grade latex paint and are ready for use. We recommend final finishing after installation is complete for the most consistent appearance possible. Please see "finishing" recommendations (on page 267) for more information.





LCHO K/LOHO K 2923 • 29″ w. x 23″ h.
LCHO K/LOHO K 3018 • 30″ w. x 18″ h.
LCHO K/LOHO K 3422 • 34″ w. x 22″ h.
LCHO K/LOHO K 3424 • 34″ w. x 24″ h.
LCHO K/LOHO K 3724 • 37″ w. x 24″ h.



LCVO K/LOVO K 2127 • 21″ w. x 27″ h.
LCVO K/LOVO K 2234 • 22″ w. x 34″ h.
LCVO K/LOVO K 2430 • 24″ w. x 30″ h.
LCVO K/LOVO K 2835 • 28″ w. x 35″ h.



Photo above shows Spectis custom gingerbread GB 3326 and custom moulding.

VERTICAL PVC STRIP ADDED TO BACK OF OPEN LOUVRES AS NEEDED AT SPECTIS DISCRETION



LOUVRES

OPEN LOUVRES WITH SCREEN 1¼" PROJECTION
CLOSED LOUVRES 1½" PROJECTION

NOTICE :

SPECTIS ADHESIVE MUST BE USED ON ALL BEDDING/BUTT JOINTS.



Photo above shows Spectis mouldings, blocks, railings, shutters & columns.



LCP/LOP 1024 • 10" w. x 24" h.
LCP/LOP 1030 • 10" w. x 30" h.



LCD/LOD 1414 • 14" w. x 14" h.
LCD/LOD 2424 • 24" w. x 24" h.
LCD/LOD 3434 • 34" w. x 34" h.

VERTICAL PVC STRIP ADDED TO BACK OF OPEN LOUVRES AS NEEDED AT SPECTIS DISCRETION



LCRFT/LORFT 24 • 24" Diameter
LCRFT/LORFT 32 • 32" Diameter



LCTFT/LOTFT 6030L/R
• 60" w. x 30" h • 6/12 pitch

LCTFT/LOTFT 9632L/R
• 96" w. x 32" h. • 4/12 pitch

LCTFT/LOTFT 12040L/R
• 120" w. x 40" h. • 4/12 pitch

SPECTIS™
MOULDERS INC.
Custom Polyurethane Products

MEDALLIONS



MEDALLIONS

NOTICE :

SPECTIS ADHESIVE MUST BE USED ON ALL BEDDING/BUTT JOINTS.

SPECTIS RESERVES THE RIGHT TO HOLLOW OUT THE BACK OF ANY PRODUCT WITHOUT NOTICE. SOME PRODUCTS MAY BE MADE AS ASSEMBLIES.



CM 99BF
- 9 1/8″ Diameter
- 5 7/8" Hole



CM 99L
- 9″ Diameter
- 5 7/8" Hole



CM 1515
- 15″ Diameter



CM 1313R
- 12 5/16″ Diameter
- 1 1/8″ Hole

CM 1818R
- 18 3/8″ Diameter
- 3/4″ Hole

CM 2424R
- 24″ Diameter

CM 3131R
- 31″ Diameter



CM 1221
- 12″ w. x 21″ h.



CM1717SM
- 17″ Diameter
- 3″ Hole



CM 1717
- 17 1/4″ Diameter



CM 1818S
- 18″ Diameter
- 3 1/2" Hole

CM 1818S-24
- 23 7/8″ Diameter
- 4" Hole



CM 1818
- 18 7/8″ Diameter



CM 1818C
- 18″ Diameter
- 4 1/4″ Hole



CM 1818-32
- 33 5/16″ Diameter
- 4″ Hole



CM 1818SB
- 18 3/8″ Diameter

CM 2424SB
- 24 3/8″ Diameter
- 1″ Hole

CM 3131SB
- 31″ Diameter



CM 2020
- 20 3/4″ Diameter



CM 2121
- 20 1/2″ Diameter
- 1 1/4″ Hole



Photo above illustrates the use of the following Spectis products: medallion CM 3434 and moulding MD 1237



CM 2222
- 22″ Diameter
- 2 3/8″ Hole



CM 2121FL-21
- 21″ Diameter

CM 2121FL-27
- 26 1/2″ Diameter

CM 2121FL-33
- 33″ Diameter



CM 2424-18
- 18″ Diameter

CM 2424
- 24 1/8″ Diameter

CM 2424-30
- 30″ Diameter



CM 2626L
- 25 1/8″ Diameter
- 3 5/8″ Hole



CM 2626
- 25 1/2″ Diameter
- 3 1/4″ Hole

CM 2626-33
- 32 1/2″ Diameter



CM 2717
- 17 1/2″ w. x 27″ h.
- 7/8″ Hole



CM 2828S
- 27 1/2″ Diameter
- 1″ Hole



CM 2424S-18
- 18″ Diameter
- 1″ Hole

CM 2424S
- 24″ Diameter
- 1 1/2″ Hole

CM 2424S-33
- 32 1/2″ Diameter
- 1″ Hole

CM 2424S-45
- 45″ Diameter
- 4″ Hole

CM 2424S-60
- 60″ Diameter
- 4″ Hole



CM 2828
- 28 1/8″ Diameter



CM 2929
- 28″ Diameter

MEDALLIONS

NOTICE :

SPECTIS ADHESIVE MUST BE USED ON ALL BEDDING/BUTT JOINTS.



CM 3030
- 29 3/4" Diameter



CM 3042
- 29 3/4" w. x 41 5/8" h.
- 4" Hole



CM 3137
- 36 3/4" w. x 31 3/8" h.



CM 3232L
- 32 1/2" Diameter
- 4" Hole



CM 3232
- 32 1/2" Diameter
- 4" Hole



CM 3232SR
- 32 1/2" Diameter
- 4" Hole

CM 3232AL-24
- 23 15/16" Diameter
- 4" Hole



CM 3232AL-45
- 45" Diameter
- 4" Hole

CM 3232AL-60
- 60" Diameter
- 4" Hole

CM 3232AL-32
- 32 1/2" Diameter
- 4" Hole





CM 3333-27
- 26 1/2″ Diameter
- 2 7/8″ Hole

CM 3333-32
- 32 1/2″ Diameter



CM 3434
- 32 3/8″ Diameter



CM 3636
- 36″ Diameter
- 4″ Hole



CM 3535
- 35″ Diameter
- 3 1/2″ Hole



CM 4040
- 40 1/2″w. x 40 1/2″ h.
- 4″ Hole



CM 4471
- 44″ w. x 71″ h.



CM 4671
- 46″ w. x 71″ h.



CM 4747
- 45 1/4″ Diameter



MEDALLIONS

NOTICE :

SPECTIS ADHESIVE MUST BE USED ON ALL BEDDING/BUTT JOINTS.



Photo above shows the following Spectis products: ceiling panels CP 2900 and CP 2902.



CP 2900
- 2 7/8" Projection
- 23 5/8" Square



CP 2902
- 1 7/16" Projection
- 23 5/8" Square



CP 2901
- 2 7/8" Projection
- 28 7/8" Square



CP 2909
- 2 7/8" Projection
- 23 3/4" Square



CP 2908
- 2 1/2" Projection
- 23 3/4" Square

CEILING PANELS



CP 2903
- 1 7/16" Projection
- 23 3/4" Height
- 47 3/4" Width

CP 2907
- 1 7/16" Projection
- 36" Height
- 48" Width

CP 2904
- 1 7/16" Projection
- 23 5/8" Square

CP 2905
- 1 7/16" Projection
- 47 3/4" Square



CP 2910
- 6 1/8" Projection
- 40 3/8" Square

1 • 8 0 0 • 6 8 5 • 9 9 8 1



ROSETTES



CR 1
- 3/8″ Projection
- 1 1/4″ Square



CR 2
- 5/16″ Projection
- 1 5/16″ Diameter



CR 133
- 1/2″ Projection
- 3 3/4″ Height
- 3 3/4″ Width



CR 5
- 1 1/2″ Projection
- 5″ Diameter



CR 109
- 1″ Projection
- 15″ Diameter

CR 7
- 1″ Projection
- 7 5/8″ Diameter



CR 9
- 1″ Projection
- 8 3/4″ Diameter



CR 12
- 1 11/16″ Projection
- 2 7/16″ Diameter



CR 85
- 1 1/4″ Projection
- 2 7/8″ Diameter



CR 66
- 2 1/2″ Projection
- 5 7/8″ Diameter



CR 10
- 3/4″ Projection
- 10″ Diameter

CR 11
- 2 3/4″ Projection
- 11″ Diameter



CR 86
- 7/8″ Projection
- 2 1/8″ Diameter



CR 83
- 1 5/16″ Projection
- 3 3/8″ Height
- 8 1/2″ Width



CR 74
- 9/16″ Projection
- 5 1/8″ Height
- 5 1/8″ Width
- Use with MD 1107



CR 84
- 1″ Projection
- 3 11/16″ Height
- 8″ Width



CR 77
- 1″ Projection
- 6 3/4″ Height
- 6 3/4″ Width



MEDALLIONS

NOTICE :

SPECTIS ADHESIVE MUST BE USED ON ALL BEDDING/BUTT JOINTS.



CR 100
- 1 3/8" Projection
- 5 3/8" Height
- 5 1/8" Width



CR 101
- 1 3/8" Projection
- 10 1/4" Height
- 9 1/2" Width



CR 87
- 1 1/2" Projection
- 6" Square



CR 88
- 1/2" Projection
- 8 1/2" Square



CR 103
- 2 1/8" Projection
- 8 1/2" Height
- 7 1/4" Width



CR 104
- 2" Projection
- 5 1/2" Height
- 6" Width





CR 331
- 1" Projection
- 3 1/2" Square

CR 441
- 1" Projection
- 4 7/8" Square



CR 33
- 1 1/2" Projection
- 3 3/4" Square

CR 55
- 2 1/2" Projection
- 5 1/4" Square



CR 106
- 1" Projection
- 5 1/2" Square

ROSETTES



CR 107
- 2" Projection
- 12" Height
- 11 1/2" Width

CR107CF
- CONCRETE FINISH

CR 108
- 1" Projection
- 12" Height
- 11 1/2" Width

CR108CF
- CONCRETE FINISH



CR 177
- 2 5/16" Projection
- 7" Height
- 4 1/2" Width



CR 102
- 1 1/8" Projection
- 4 1/2" Height
- 4 3/8" Width



CR 105
- 1" Projection
- 3" Diameter





CR 550
- 1″ Projection
- 5 3/8″ Square



CR 551
- 1 13/16″ Projection
- 5 3/4″ Square



CR 661
- 1″ Projection
- 6 9/16″ Square



MR 3251
- 1 1/8″ Projection
- 3 7/8″ Square



MR 3250
- 1 1/8″ Projection
- 9″ Square

MOULDING ROSETTES



Photo above shows Spectis medallion CM 3434 and moulding MD1237.



MR 3254
- 1 1/4″ Projection
- 3 1/2″ Square



MR 3255WG
- 3/4″ Projection
- 3 1/2″ Square
- WOOD GRAIN



MR 3256
- 13/16″ Projection
- 3 3/4″ Square



MR 3257
- 1 7/8″ Projection
- 4″ Square

MR 3258
- 2 1/8″ Projection
- 4″ Square



MR 3252
- 11/16″ Projection
- 5 1/2″ Square



MR 3253
- 1 7/16″ Projection
- 5 1/2″ Square



ST 3
- 3/8″ Projection
- 3″ Diameter Star

ST 6
- 3/4″ Projection
- 6″ Diameter Star

ST 12
- 1 1/2″ Projection
- 11 7/8″ Diameter Star

ST 18
- 1 3/4″ Projection
- 19 1/4″ Diameter Star

MEDALLIONS

NOTICE :

SPECTIS ADHESIVE MUST BE USED ON ALL BEDDING/BUTT JOINTS.



Photo above shows the use of Spectis medallion CM 4747.

FINISHING

All Spectis' products are shipped "double primed" with an exterior grade latex paint and are ready for use. We recommend final finishing after installation is complete for the most consistent appearance possible. Please see "finishing" recommendations (on page 267) for more information.





CR 1183-18
- 1 3/8" h.
- 1/2" Projection
- 18" Radius
- To match MD 1183



CR 1183-4
- 1 3/8" h.
- 1/2" Projection
- 4 1/2" Radius
- To match MD 1183

RINGS



R 1322-37
- 1 1/8" Projection
- 3 3/4" w. x 44 1/4" h.
- 36 3/4" Inside Diameter

R 2424-37
- 1 1/2" Projection
- 4 1/2" w. x 45 3/4" h.
- 36 1/4" Inside Diameter

R 3535-35
(4 SECTIONS)
- 1" Projection
- 3" Wide
- 35" Inside Diameter

R 5858-58
(4 SECTIONS)
- 1" Projection
- 3" Wide
- 58 1/2" Inside Diameter

SPECTIS™
MOULDERS INC.
Custom Polyurethane Products

MISCELLANEOUS



MISCELLANEOUS

NOTICE :

SPECTIS ADHESIVE MUST BE USED ON ALL BEDDING/BUTT JOINTS.

SPECTIS RESERVES THE RIGHT TO HOLLOW OUT THE BACK OF ANY PRODUCT WITHOUT NOTICE. SOME PRODUCTS MAY BE MADE AS ASSEMBLIES.





ACORN 29
- 25″ Height
- 29″ Diameter



DOME

DM1000
- 7 13/16″ Projection
- 40 1/8″ Diameter



BAM 3636
- PANEL
- 1 9/16″ Projection
- 36″ w. x 36″ h.

BAM 972
- PANEL
- 1 1/2″ Projection
- 9″ w. x 72″ h.

- ROUND

BAM 153
- 1 1/2″ w. x 3′0″ h.

BAM 203
- 2″ w. x 3′0″ h.

BAM 205
- 2″ w. x 5′0″ h.

BAM 255
- 2 1/2″ w. x 5′0″ h.

BAMBOO

Bamboo shipped unpainted



AC 1416
- 12 3/8″ Height
- 15 3/4″ Width



BF 200
- 1 1/4″ Projection
- 44 3/4″ Height
- 4″ Width
- BRICK TEXTURE



SPM 5119
- 3″ Projection
- 19 1/2″ Height
- 55 1/2″ Width

BA 12GB
- 11 7/8″ Diameter

LARGE GOLF BALL

FESTOONS & TASSELS



FT 3400
- 1″ Projection
- 6 15/16″ Height
- 26″ Width

FT 3402
- 1 1/8″ Projection
- 7 3/4″ Height
- 30 1/2″ Width



FT 3403
- 1 1/4″ Projection
- 9 1/4″ Height
- 28 5/8″ Width



FT 3404
- 1 3/4″ Projection
- 7 3/8″ Height
- 26 7/8″ Width



FT 3409
- 1 7/16″ Projection
- 8 11/16″ Height
- 24 1/16″ Width



FT 3406
- 1 7/16″ Projection
- 10 9/16″ Height
- 42 1/16″ Width

FT 3414
- 3″ Projection
- 38″ Height
- 108″ Width



FT 3401
- 1″ Projection
- 4 15/16″ Width
- 9 3/4″ Height



FT 3412
- 4″ Projection
- 48″ Height
- 12″ Width



FT 3413
- 4″ Projection
- 72″ Height
- 12″ Width



FT 3405
- 1 1/2″ Projection
- 11 1/4″ Height
- 4 7/16″ Width



FT 3407
- 2″ Projection
- 22 1/2″ Height
- 7″ Width



FT 3410 **FT 3411**
- 2″ Projection
- 18 1/2″ Height
- 4″ Width



FT 3408
- 2″ Projection
- 22 1/2″ Height
- 7″ Width

NOTICE :

SPECTIS ADHESIVE MUST BE USED ON ALL BEDDING/BUTT JOINTS.



Photo above illustrates the use of the following Spectis products: fluted box columns, balusters BAL 2047, rails RAL 2106T & RAL 2103B and finial FIN 48.



FIN 24
- 2 3/8" Base Diam.
- 24 1/2" Height



FIN 34
- 2 7/8" Base Diam.
- 34" Height



FIN 7
- 3" Width
- 7 1/8" Height
- 2 1/4" Base Diam.
- PVC Pipe



FIN 8
- 3 3/4" Width
- 8" Height
- 3" Base Diam.
- PVC Pipe



FIN 21
- 3 1/2" Base Diam.
- 6 1/2" Overall Width
- 21 1/4" Height
- PVC Pipe



FIN 48
- 6" Square Base
- 12/12 Pitch
- 1/2" Threaded Rod
- 50 1/2" Height



FIN 102
- 6" Base Diam.
- 8 7/16" Overall Width
- 32 1/4" Height
- PVC Pipe



FIN 60
- 9" Base Diam.
- 60" Height
- 1/2" Threaded Rod

FIN 105
- 6 3/4" Base Diam.
- 7 1/2" Overall Width
- 45" Height
- 1/2" Threaded Pipe



FIN 106
- 3 1/2" Square Base
- 43" Height



FIN 110
- 4 3/4" Square Base
- 79" Height



FIN 119
- 3/4" Base Diam.
- 17 3/4" Height



FIN 120
- 8" Base Diam.
- 8" Height
- 24" Round

FINIALS

1 • 8 0 0 • 6 8 5 • 9 9 8 1

FINIALS



FIN 13
- 6″ Base Diam.
- 13 5/8″ Height
- PVC Pipe



FIN 23
- 6″ Square Base
- 22 5/8″ Height
- PVC Pipe



FIN 32
- 8″ Square Base
- 32″ Height
- PVC Pipe



FIN 103
- 2 3/16″ Base Diam.
- 7 1/4″ Height
- PVC Pipe



FIN 104
- 3 7/8″ Square Base
- 9″ Height
- PVC Pipe



FIN 107
- 7 1/4″ Base Diam.
- 13″ Height



FIN 108
- 1 3/4″ Base Diam.
- 5 1/2″ Height



FIN 109
- 2 1/2″ Base Diam.
- 5 1/4″ Height
- Round



FIN 111
- 4″ Square Base
- 8 1/4″ Height
- PVC Pipe



FIN 112
- 12″ Base Diam.
- 30 1/2″ Height
- PVC Pipe



FIN 113
- 8 1/2″ Base Diam.
- 18 1/2″ Height
- 1/2" Threaded Pipe



FIN 114
- 7 1/2″ Base Diam.
- 25 1/2″ Height



FIN 115
- 19 1/4″ Base Diam.
- 48″ Height



FIN 116
- 9 1/4″ Base Diam.
- 41 1/4″ Height
- 1/2" Threaded Pipe



FIN 117
- 15″ Square Base
- 32 1/2″ Height
- PVC Pipe



FIN 118
- 5″ Square Base
- 10 3/8″ Height
- PVC Pipe



FIN 3110
- 9 1/2″ Base Diam.
- 31″ Height
- PVC Pipe

MISCELLANEOUS

NOTICE :

SPECTIS ADHESIVE MUST BE USED ON ALL BEDDING/BUTT JOINTS.

STAIR BRACKETS



SB 3100L
- 12″ Projection
- 7 1/2″ Height
- 3/4″ Width

SB 3100R
- 12″ Projection
- 7 1/2″ Height
- 3/4″ Width



CUPOLA 2125
- 21″ w. x 25 1/4″ h.
- Available with painted copper roof
- Venting with screen
- Shipped Unassembled

QUOIN



- CAN BE MITERED

QN 102
- 1 1/2″ Projection
- 84″ w. x 13″ h.

QN 103
- 1 1/2″ Projection
- 16″ w. x 16″ h.

QN 104
- 1 1/2″ Projection
- 38″ w. x 18″ h.

QN 105
- 1 1/2″ Projection
- 34″ w. x 16″ h.

QN 106
- 1 1/2″ Projection
- 32″ w. x 10″ h.

VG 101
- 7/16″ Projection
- 6 1/4″ Height
- 11 7/8″ Width

VG 106
- 7/16″ Projection
- 8″ Height
- 12″ Width





VG 104 • 7/16″ Projection • 6 1/4″ Height • 77″ Width • 10 7/8″ Repeat

GRILLE COVERS



VG 105
- 3/4″ Projection
- 6″ Height
- 10″ Width

VG 103
- 3/4″ Projection
- 14″ Height
- 30″ Width



VG 109
- 1 3/4″ Projection
- 22 3/4″ Height
- 30 3/4″ Width

VG 102
- 5/16″ Projection
- 10″ Height
- 10″ Width





VG 100
- 5/16″ Projection
- 10″ Height
- 20″ Width

1 • 8 0 0 • 6 8 5 • 9 9 8 1

DECORATIVE ARABESQUE



- Can be ordered as a planton or for window glazing

ARB 3232
- 4 5/8″ Projection
- 31 1/2″ Height
- 31 1/2″ Width



Photo above illustrates the use of the decorative arabesque ARB 3232 and ceiling rosette CR 7.

LIGHT BLOCKS



LB 68
- 1 3/4″ Projection
- 6 1/2″ Height
- 8″ Width

LB 88
- 2″ Projection
- 8″ Height
- 8″ Width

LB 1414
- 3 1/4″ Projection
- 14″ Height
- 14″ Width



RW 24 LG
with 9 Lite Grille
- R.O. 24 1/2″ d.



RW 24 DG
with Diamond Grille
- R.O. 24 1/2″ d.

SPECIALTY WINDOWS

- GLASS NOT INCLUDED
- 4 9/16″ Jamb
- Sold with/without Grilles
- Inside Casing Included



ARCH 2031 QG
with Queen Anne Grille
- R.O. 20″ w. x 31 3/8″ h.

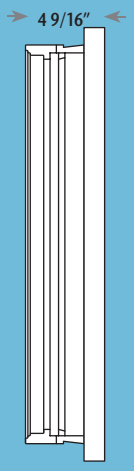



OVAL 2032 SG
with Starburst Grille
- R.O. 20 1/2″ w. x 32 1/2″ h.
- Also Available Round Starburst Grille





OVAL 2032 DG
with Diamond Grille
- R.O. 20 1/2″ w. x 32 1/2″ h.

MISCELLANEOUS

NOTICE :

SPECTIS ADHESIVE MUST BE USED ON ALL BEDDING/BUTT JOINTS.



PQ 3500
- 2″ Projection
- 14 1/2″ Height
- 12″ Width

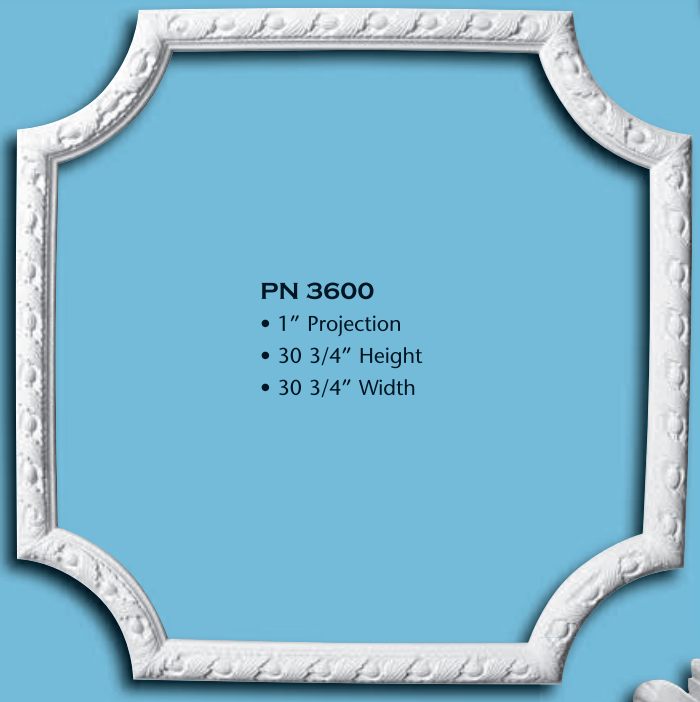

PN 3600
- 1″ Projection
- 30 3/4″ Height
- 30 3/4″ Width



PQ 3501
- 3 1/4″ Projection
- 20 1/4″ Height
- 20 1/4″ Width



PQ 3504
- 1/2″ Projection
- 5 1/2″ Height
- 15 1/2″ Width



PQ 3502
- 5 1/4″ Projection
- 14″ Height
- 16 1/2″ Width

PQ 3503
- 5 1/4″ Projection
- 17 7/8″ Height
- 23″ Width



Photo above illustrates the use of the following Spectis products: railings RAL 2100T & B, balusters BAL 2034, newel posts NP 2201 and newel caps NC 2311.

RECESSED PANELS



RP 1612
- 3″ Projection
- 12″ Height
- 16″ Width

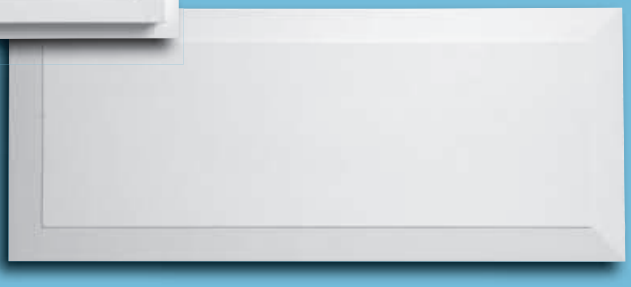

RP 1536
- 9/16″ Projection
- 15″ Height
- 36″ Width

CUSTOM SIZES AVAILABLE

1 • 8 0 0 • 6 8 5 • 9 9 8 1





- Decorative Only
- 2″ Projection

RP 3900
- 28″ Square

RP 3907
- 22″ Square



RP 3906
- 1 1/2″ Projection
- 24″ Square

RECESSED PANELS



RP 3903
- 1 1/2″ Projection
- 32″ Height
- 10 1/2″ Width

RP 3904
- 1 1/2″ Projection
- 21 1/2″ Square

RP 3905
- 1 1/2″ Projection
- 35 1/2″ Height
- 21 1/2″ Width

RP 3910
- 2″ Projection
- 22 1/2″ Height
- 38″ Width



RP 3909
- 1″ Projection
- 38 3/4″ Square



- With No Sill • 1″ Projection

WP 1825
- 17 7/8″ Width
- 24 7/8″ Height

WP 2730
- 27″ Width
- 30″ Height

WP 4630
- 46″ Width
- 30″ Height

WP 6024
- 60″ Width
- 24″ Height

CUSTOM SIZES AVAILABLE

WINDOW PANELS



- With Sill

WP 2432S
- 24 1/2″ Width
- 32 1/2″ Height

WP 2832S
- 28 1/2″ Width
- 32 3/4″ Height

WP 3229S
- 32 5/8″ Width
- 29″ Height

WP3729S
- 37 1/2″ Width
- 29″ Height

WP 3732S
- 37 1/2″ Width
- 32 3/4″ Height

WP 4432S
- 44 1/2″ Width
- 32 3/4″ Height



Photo above illustrates the use of the following Spectis products: custom window panel, balusters BAL 2059-18, and custom mantle.

MISCELLANEOUS

NOTICE :

SPECTIS ADHESIVE MUST BE USED ON ALL BEDDING/BUTT JOINTS.

FINISHING

All Spectis' products are shipped "double primed" with an exterior grade latex paint and are ready for use. We recommend final finishing after installation is complete for the most consistent appearance possible. Please see "finishing" recommendations (on page 267) for more information.



RAKE TRIM

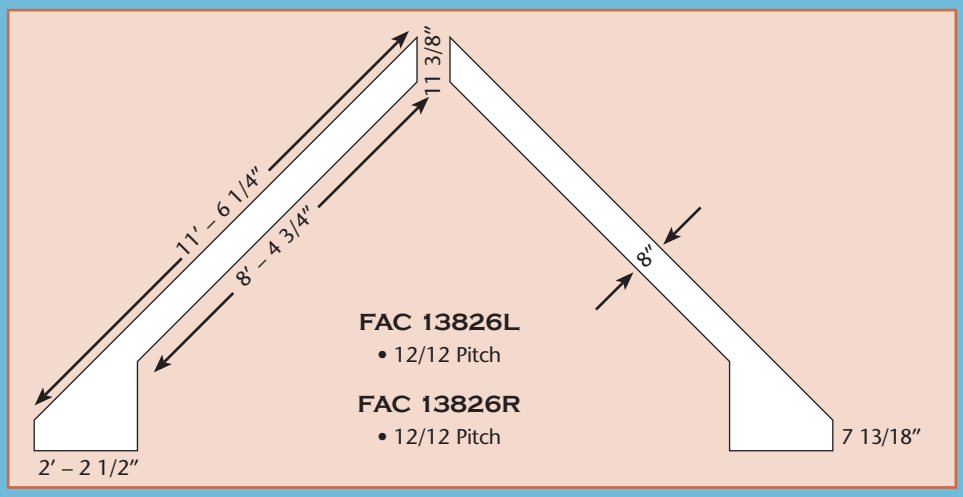

FAC 13826L
• 12/12 Pitch

FAC 13826R
• 12/12 Pitch

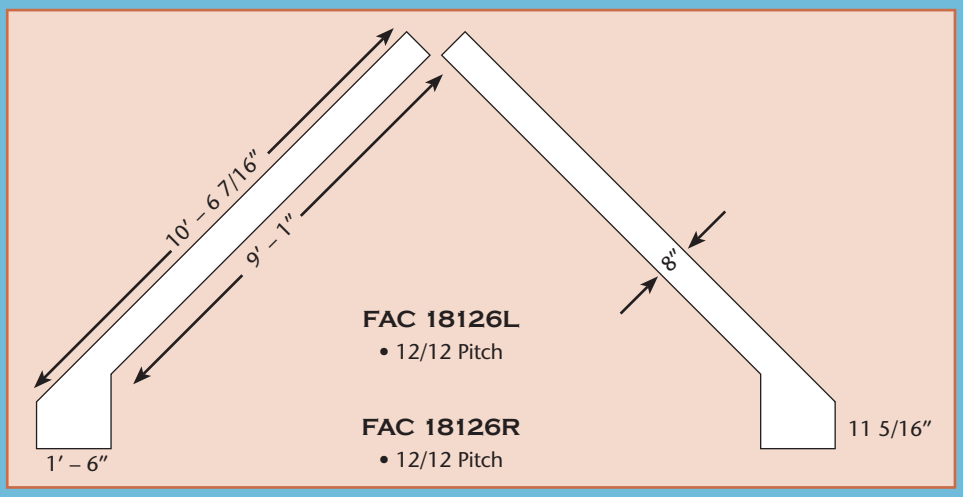

FAC 18126L
• 12/12 Pitch

FAC 18126R
• 12/12 Pitch

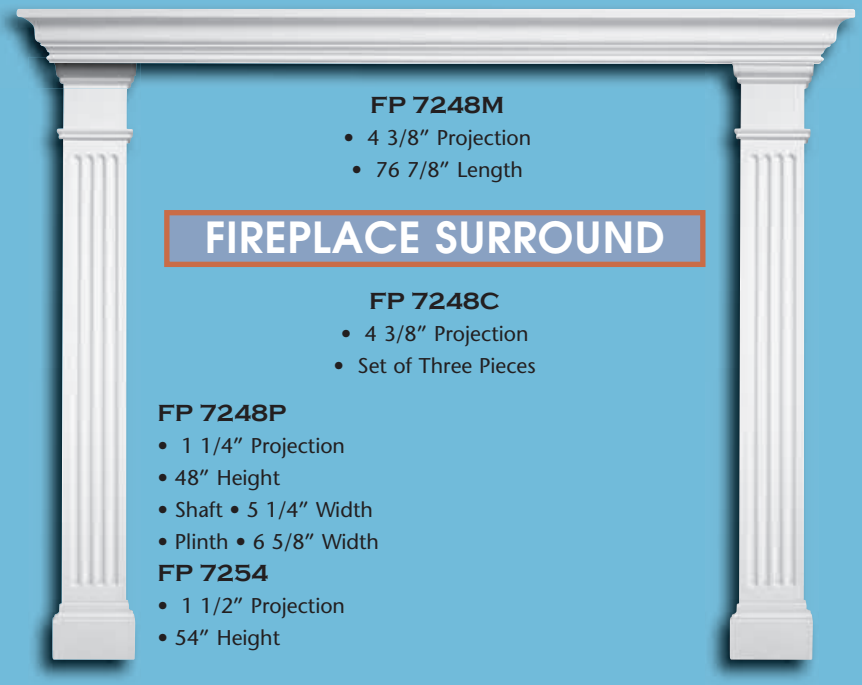

FP 7248M
- 4 3/8" Projection
- 76 7/8" Length

FIREPLACE SURROUND

FP 7248C
- 4 3/8" Projection
- Set of Three Pieces

FP 7248P
- 1 1/4" Projection
- 48" Height
- Shaft • 5 1/4" Width
- Plinth • 6 5/8" Width

FP 7254
- 1 1/2" Projection
- 54" Height



Photo above illustrates the use of the following Spectis products: fireplace plinths FP 7248P and custom header CSH 1015.



OT 3800 - 1824
- 18″ w. x 24″ h.

OT 3800 - 2030
- 20″ w. x 30″ h.

OT 3800 - 2335
- 23 1/4″ w. x 35 1/4″ h.

OT 3800 - 3346
- 33 3/4″ w. x 46″ h.

OT 3800 - 4052
- 40″ w. x 52″ h.
- 1 3/4″ Projection
- Inside Dimensions
- Matches MD 1377



Photo above illustrates the use of the following Spectis products: custom corner pilaster, custom size header CSH 1006, and oval trim OTK 3801-1624.



OTK 3800 - 1928
- 19 3/4″ w. x 28 1/2″ h.

OTK 3800 - 2436
- 24″ w. x 36″ h.
- 1 3/4″ Projection
- Inside Dimensions
- Matches MD 1377
- With Keystones



OTK 3801 - 1624
- 16″ w. x 24 1/2″ h.

OTK 3801 - 2948
- 29 5/8″ w. x 48″ h.

OTK 3801 - 3046
- 30″ w. x 46″ h.

OTK 3801 - 3656
- 36″ w. x 56 1/2″ h.
- 1 3/4″ Projection
- Inside Dimensions
- Matches MD 1144
- With Keystones

NOTICE :

SPECTIS ADHESIVE MUST BE USED ON ALL BEDDING/BUTT JOINTS.

TRELLIS/ARBOR/PERGOLA

NOTE :

See page 268 for trellis installation instructions.





CUSTOM SIZES AVAILABLE
Call for Quotation

TRB103C	3" x 6" x 12', no Aluminum	Coped both ends
TRB103A	3" x 6" x 12', no Aluminum	Coped one end
TRB103B	3" x 6" x 12', no Aluminum	No coped ends (square ends)
TRB101C	3" x 9" x 12', with Aluminum	Coped both ends
TRB101A	3" x 9" x 12', with Aluminum	Coped one end
TRB101B	3" x 9" x 12', with Aluminum	No coped ends (square ends)
TRB100C	4" x 10" x 12', with Aluminum	Coped both ends
TRB100A	4" x 10" x 12', with Aluminum	Coped one end
TRB100B	4" x 10" x 12', with Aluminum	No coped ends (square ends)
KIT100	Splice kit to join 9" and 10" beams together	

TR1212A – Complete Trellis Kit contains

9 – **TRB103**	3" x 6" Beams
4 – **TRB101**	3" x 9" Beams
4 – **CLM100-108**	with mounting flanges
4 – **CAP100-6**	Tuscan Cap
4 – **BSE100-8**	Tuscan Base
4 – **KIT101**	Hardware to fasten Columns to both Trellis and Concrete Deck and flashing for Column Caps

TR1212B – Complete Trellis Kit contains

9 – **TRB101**	3" x 9" Beams
4 – **TRB100**	4" x 10" Beams
4 – **CLM100-108**	with mounting flanges
4 – **CAP100-6**	Tuscan Cap
4 – **BSE100-8**	Tuscan Base
4 – **KIT101**	Hardware to fasten Columns to both Trellis and Concrete Deck and flashing for Column Caps

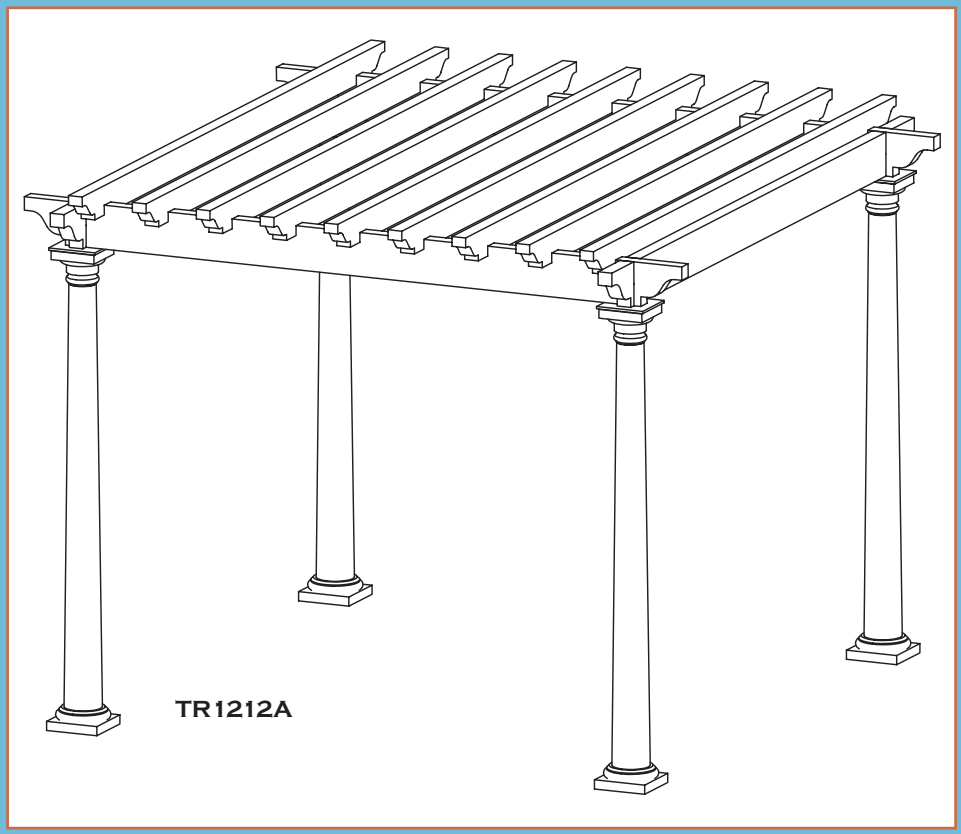

Beams are reinforced with an aluminum truss embedded in the polyurethane

Spectis' trellis design incorporates the latest maintenance free technology with the traditional look of early 20th century architecture. Our trellis features a 100% maintenance free polyurethane exterior shell wrapping an internal aluminum structural truss, providing a 5-lb./ft^2 safe loading. Our trellis is modular in design, but can be ordered as a 12' x 12' kit (TR 1212B). Each trellis comes with pre-notched beams and crosses for easy assembly.

Contact your Spectis Customer Service Representative for more information and custom sizes.

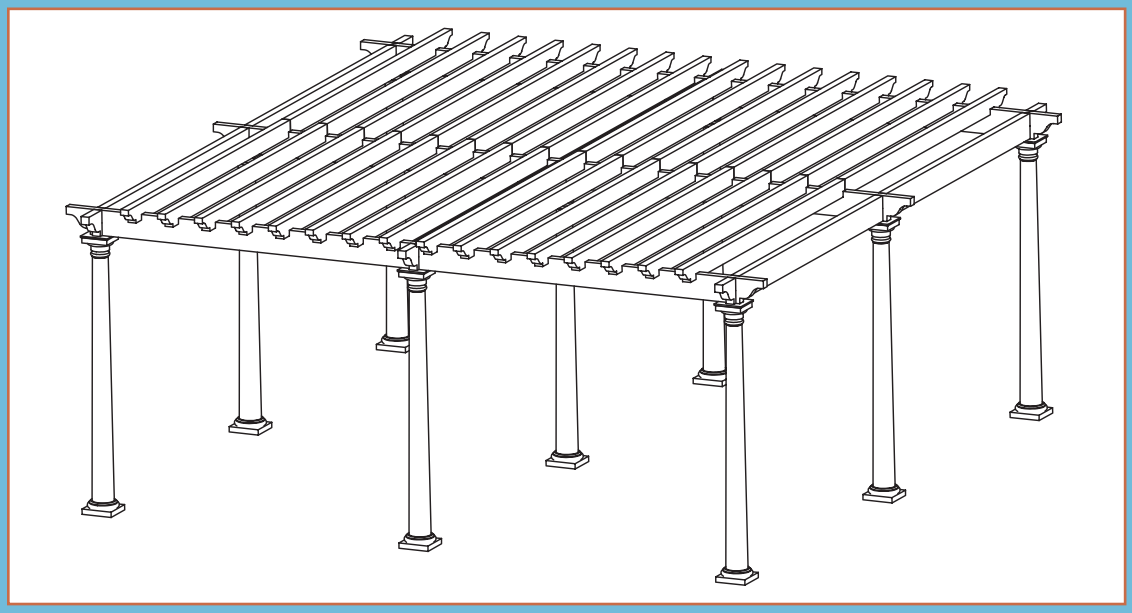

Trellis parts can be used in a modular fashion so the trellis footprint can grow in either direction in multiples of 12'.
Eg. 2 – TRB100As and 1 – TRB100B can be put together with splice kits to create a run of 36', supported by 4 columns.

TRELLIS/ARBOR/PERGOLA



Photo right and below illustrate the use of different custom Spectis trellis installations.





Add a splash of class





SPECTIS™
MOULDERS INC.
Custom Polyurethane Products

MOULDINGS



NOTICE :

SPECTIS ADHESIVE MUST BE USED ON ALL BEDDING/BUTT JOINTS.

SPECTIS RESERVES THE RIGHT TO HOLLOW OUT THE BACK OF ANY PRODUCT WITHOUT NOTICE. SOME PRODUCTS MAY BE MADE AS ASSEMBLIES.



Inside Radius Outside Radius



Elliptical Arch



Arch Radius



Photo above illustrates the use of the following Spectis products: moulding MD 1162, pre-radiused and straight.



FLEXIBLE MOULDING

Spectis has over 750 moulding profiles in our catalogue for use in just about any design situation. In addition to the rigid polyurethane, we also produce most of our profiles in either **Iron** or **Deco Flex**. These products can be used around a variety of radii and will match up to Spectis' rigid material. For specific application and pricing on Spectis' flexible material please contact your Spectis Customer Service representative. Refer to page 269 for flexible moulding installation instructions.

Iron Flex is an elastomeric semi-flexible material, which can be used in either interior or exterior applications. This material is limited to moulding profiles that are moulded in a lay down, flat back configuration.

Deco Flex is cellular polyurethane, which can only be used for interior applications. It can be used with most of our moulding profiles.

TECHNICAL DATA SHEET — IRON FLEX

DESCRIPTION

Iron Flex is a composite polyurethane elastomer system, formulated for the manufacture of flexible moulding and trim.

UNIQUE PROPERTIES

Iron Flex has become an industry standard with over 15 years of consistent performance in the production of flexible moulding. Iron Flex is specifically designed to produce an extremely flexible moulding that is nailable, stainable and paintable, to be used in place of wood millwork. Iron Flex outperforms natural wood in that it will not crack, rot, warp or allow insect infestation.

TYPICAL PROPERTIES: IRON FLEX	
VISCOSITY;	A component 150 cps B component 4000 cps
RATIO; A/B	20/80
SPECIFIC GRAVITY	1.3 g/cc
DUROMETER SHORE A	88
% SHRINK DURING CURE	0.05%
CET; in/in/F x 10 -5	6.2
SERVICE RANGE	-40 to 200 F



POSTER DISPLAY UNIT



HD 102

MOULDING DISPLAY UNIT

HD 103
• 23″ x 23″ x 112″
Hand rotating moulding display with 40 moulding samples installed.

HD 103A
• 23″ x 23″ x 112″
Motor driven rotating moulding display with 40 moulding samples installed.



FLOOR DISPLAY



FD 100

MOULDING BOX



MB 100

www.spectis.com

See pages 270-273 for moulding installation instructions.



MOULDINGS

NOTICE :

SPECTIS ADHESIVE MUST BE USED ON ALL BEDDING/BUTT JOINTS.



MD 1000
• 3 1/4" Projection • 3 1/4" Height • 12'2" Length



MD 1001
• 7" Projection • 6 1/2" Height • 12'0" Length • 3 7/8" Repeat



MD 1012 • 4 3/16" Projection • 4 13/16" Height
• 12'0" Length • 3 1/2" Repeat

MD 1346 • 6 5/16" Projection • 7 1/8" Height
• 12'0" Length • 5 1/4" Repeat



MD 1334
• 4 1/2" Projection • 4 3/8" Height • 12'0" Length



MD 1367
• 3 1/2" Projection • 4 1/4" Height • 9'6" Length • 10" Repeat



MD 1401
• 5 1/2" Projection • 5" Height • 12'0" Length • 3 3/8" Repeat



MD 1056
• 5 1/2" Projection • 5 1/2" Height • 11'9" Length • 5 1/8" Repeat



MD 1889
• 6 7/8"Projection • 6 7/8"Height • 11'3"Length • 5 1/8"Repeat



MD 1666
• 5 1/4" Projection • 7" Height • 12'0" Length • 3 1/4" Repeat



MD 1374
• 4 1/4" Projection • 3" Height • 12'0" Length • 2 1/8" Repeat



MD 1233
• 5 3/8" Projection • 7" Height • 11'8" Length • 15 9/16" Repeat



MD 1397
• 4 7/8" Projection • 7 3/8" Height • 12'0" Length • 5 1/2" Repeat



MD 1536WG
• 10" Projection • 8 3/8" Height • 12'0" Length
• 23 3/8" Repeat • **WOODGRAIN**

1 • 8 0 0 • 6 8 5 • 9 9 8 1





MD 1194
• 10″ Projection • 9″ Height • 7′5 1/2″ Length • 6 1/4″ Repeat
• DISTRESSED LOOK



MD 1327A • 5 3/8″ Projection • 10 1/4″ Height • 12′ Length
MD 1327B • 5″ Projection • 5″ Height • 8′0″ Length



MD 1072
• 5″ Projection • 9 1/4″ Height • 6′0″ Length • 5 1/4″ Repeat



MD 1197
• 7 1/2″ Projection • 13 1/2″ Height • 7′7″ Length
• 12 3/4″ Repeat • Plaster Master/Rough Surface



MD 1461
• 5 1/2″ Projection • 6 3/8″ Height • 12′0″ Length • 1 1/4″ Repeat



MD 1467
• 2 11/16″ Projection • 5 1/2″ Height • 12′0″ Length • 6″ Repeat

MD 1310
• 8 1/8″ Projection • 4 5/8″ Height • 12′ Length
• 32″ Repeat



MD 1940
• 9 1/16" Projection • 9 1/4"Height • 6'0"Length



MD 1729
• 8 1/8″ Projection • 4 5/8″ Height • 12′0″ Length



MD 1193
• 9″ Projection • 7″ Height • 11′3 3/4″ Length • 16 3/4″ Repeat
• Plaster Master/Rough Surface

MD 1399
• 4 3/16″ Projection • 8 3/4″ Height • 12′0″ Length • 8″ Repeat



MD 1237
• 7 1/2″ Projection • 11 3/4″ Height • 12′0″ Length • 3″ Repeat

MD 1206
• 4 3/4″ Projection • 7″ Height • 12′0″ Length • 3 7/8″ Repeat

See pages 270-273 for moulding installation instructions.



MOULDINGS

NOTICE :

SPECTIS ADHESIVE MUST BE USED ON ALL BEDDING/BUTT JOINTS.



MD 1036
• 6 1/2" Projection • 6 1/2" Height • 12'0" Length • 5 1/8" Repeat



MD 1312
• 4 5/8" Projection • 7 1/2" Height • 12'0" Length



MD 1362
• 9/16" Projection • 1 1/4" Height • 7'3" Length



MD 1615
• 1/2" Projection • 2 1/4" Height • 8'6" Length • 3 3/16" Repeat



MD 1183
• 1/2" Projection • 1 3/8" Height • 7'6 1/2" Length • 6" Repeat



MD 1603
• 1" Projection • 3 1/8" Height • 12'3/8" Length • 6 7/8" Repeat



MD 1260
• 2" Projection • 13 1/2" Height • 11'4" Length • 17 1/8" Repeat



MD 1797
• 1 9/16" Projection • 16" Height • 11'3" Length • 15" Repeat



MD 1154
• 6" Projection • 16" Height • 12'0" Length • 12" Repeat



MD 1240
• 2 9/16" Projection • 9" Height • 12'0" Length



MD 1803
• 3 1/4" Projection • 10" Height • 12'0" Length



MD 1805
• 3 1/2" Projection • 11 1/8" Height • 12'0" Length



MD 1241
• 5" Projection • 16" Height • 12'0" Length

1 • 8 0 0 • 6 8 5 • 9 9 8 1





MD 1039
• 2 7/8" Projection • 2 1/8" Height • 12'0" Length • 3 1/2" Repeat



MD 1496
• 1 3/16" Projection • 3 1/16" Height • 12'0" Length • 2 7/8" Repeat



MD 1195
• 1 1/8" Projection • 2 1/4" Height • 7'3" Length • 1 3/4" Repeat



MD 1132
• 2 3/4" Projection • 2 3/4" Height • 11'10" Length • 4 1/4" Repeat



MD 1423
• 1 1/16" Projection • 2 3/4" Height • 12'0" Length • 4 7/8" Repeat



MD 1086
• 2 11/16" Projection • 3 1/4" Height • 11'7" Length • 3 1/2" Repeat



MD 1057
• 1 1/4" Projection • 2 5/8" Height • 11'7" Length • 6" Repeat



MD 1491
• 1 1/4" Projection • 4 1/2" Height • 8'0" Length • 1 5/8" Repeat



MD 1824
• 3 1/4" Projection • 3 11/16" Height • 12'1" Length



MD 1691
• 2 3/8" Projection • 7 1/8" Height • 12'0" Length • 4 7/8" Repeat



MD 1185
• 2 1/2" Projection • 4 1/4" Height • 11'10" Length • 7/8" Repeat



MD 1690
• 3 3/16" Projection • 10 5/8" Height • 12'0" Length • 6 3/8" Repeat



MD 1398
• 6 3/8" Projection • 8" Height • 12'0" Length • 1 13/16" Repeat

See pages 270-273 for moulding installation instructions.



MOULDINGS

NOTICE :

SPECTIS ADHESIVE MUST BE USED ON ALL BEDDING/BUTT JOINTS.



MD 1024
• 2 1/4" Projection • 4 5/8" Height • 11'8" Length • 22" Repeat



MD 1375
• 2 1/2" Projection • 6" Height • 12'0" Length • 11" Repeat



MD 1311
• 2 3/4" Projection • 4 3/4" Height • 12'0" Length • 11/16" Repeat



MD 1313
• 1 7/8" Projection • 4 3/4" Height • 12'0" Length



MD 1275
• 1 13/16" Projection • 6 1/8" Height • 12'0" Length



MD 1360
• 1 1/2" Projection • 8 3/4" Height • 11'1" Length • 9 1/2" Repeat



MD 1045
• 5/8" Projection • 2 5/8" Height • 11'0" Length • 1 7/8" Repeat



MD 1359
• 11/16" Projection • 5" Height • 12'0" Length • 3" Repeat



MD 1344
• 1 1/2" Projection • 3" Height • 7'11" Length • 1 3/8" Repeat



MD 1060
• 15/16" Projection • 3" Height • 12'0" Length • 1 1/2" Repeat



MD 1901
• 1 15/16" Projection • 4 5/8" Height • 7'9 1/4" Length • 31/32" Repeat



MD 1902
• 1 3/4" Projection • 4 11/16" Height • 7'10 1/4" Length • 1 5/16" Repeat



MD 1488
• 1" Projection • 3 1/8" Height • 12'0" Length • 11/16" Repeat



MD 1441
• 1 3/8" Projection • 8 1/2" Height • 7'3" Length





MD 1328
• 3/4″ Projection • 6″ Height • 12′0″ Length



MD 1239
• 5/8″ Projection • 3″ Height • 11′8″ Length



MD 1117
• 3/4″ Projection • 3 3/8″ Height • 8′0″ Length • 8 1/16″ Repeat



MD 1796
• 13/16" Projection • 6" Height • 5'0" Length



MD 1111
• 7/8″ Projection • 4 3/8″ Height • 10′10″ Length • 11″ Repeat



MD 1140
• 1″ Projection • 6 1/4″ Height • 8′0″ Length



MD 1115
• 3/4″ Projection • 6 3/4″ Height • 12′0″ Length • 1 1/2″ Repeat



MD 1404
• 1″ Projection • 6″Height • 5′9″ Length • 7/8″ Repeat



MD 1329-6
• 3/4″ Projection • 6″ Height • 7′10 5/8″ Length • 5 1/4″ Repeat

MD 1329-8
• 3/4″ Projection • 8″ Height • 7′11 3/8″ Length • 7 3/8″ Repeat



MD 1556
• 1″ Projection • 5″ Height • 12′0″ Length



MD 1894
• 1 3/4" Projection • 8" Height • 12'0" Length • 12" Repeat



MD 1247
• 1″ Projection • 9 3/4″ Height • 8′0″ Length • 2′3/16″ Repeat



MD 1186
• 1 7/8″ Projection • 11 3/8″ Height • 10′10″ Length

www.spectis.com

See pages 270-273 for moulding installation instructions.



MOULDINGS

NOTICE :

SPECTIS ADHESIVE MUST BE USED ON ALL BEDDING/BUTT JOINTS.



MD 1010
• 2 1/4" Projection • 12" Height • 11'2" Length • 7 3/8" Repeat



MD 1196
• 7/8" Projection • 12 1/2" Height • 11' 8 3/4" Length • 15 3/4" Repeat



MD 1296
• 1 3/4" Projection • 16" Height • 12'0" Length • 1'11 3/4" Repeat



MD 1123
• 1" Projection • 2 1/4" Height • 12'0" Length • 1 3/8" Repeat



MD 1110
• 2 1/8" Projection • 4" Height • 12'0" Length • 2 1/2" Repeat



MD 1814
• 5/8" Projection • 1 1/8" Height • 8'0" Length



MD 1032
• 1 3/8" Projection • 2 3/4" Height • 11'5" Length • 2 5/8" Repeat



MD 1291
• 2 3/4" Projection • 3 1/4" Height • 12'0" Length



MD 1309
• 3 1/2" Projection • 5" Height • 12'0" Length
• 2 3/8" Repeat



MD 1636
• 1 1/2" Projection • 3 1/4" Height • 11'11 3/4" Length
• 1 9/16" Repeat



MD 1308
• 2 9/16" Projection • 3 3/8" Height • 12'0" Length
• 1 3/16" Repeat



MD 1493
• 2 3/4" Projection • 4 15/16" Height • 12'0" Length • 12" Repeat





MD 1349
• 2 3/4″ Projection • 5″ Height • 11′6″ Length • 1 1/4″ Repeat



MD 1454
• 8 1/2″ Projection • 8 1/2″ Height • 12′0″ Length
• 3″ Repeat



MD 1504
• 4″ Projection • 4″ Height • 12′0″ Length • 1 1/4″ Repeat



MD 1340
• 6 1/8″ Projection • 6 3/4″ Height • 11′8″ Length • 3″ Repeat



MD 1671
• 7″ Projection • 7″ Height • 12′0″ Length • 2″ Repeat



MD 1490
• 7 3/8″ Projection • 7 3/8″ Height • 12′0″ Length • 1 5/8″ Repeat



MD 1705
• 6 3/4″ Projection • 6 1/8″ Height • 12′0″ Length • 2 5/8″ Repeat



MD 1368
• 5 5/16″ Projection • 9 13/16″ Height • 11′4 9/16″ Length
• 2 5/8″ Repeat



MD 1031
• 2 7/8″ Projection • 5 7/8″ Height • 12′0″ Length • 2 5/8″ Repeat



MD 1564
• 9 15/16″ Projection • 12 1/2″ Height • 12′0″ Length
• 3 3/8″ Repeat



MD 1348
• 6″ Projection • 6″ Height • 11′7″ Length • 2 1/8″ Repeat

See pages 270-273 for moulding installation instructions.



MOULDINGS

NOTICE :

SPECTIS ADHESIVE MUST BE USED ON ALL BEDDING/BUTT JOINTS.



MD 1061
• 8 3/4" Projection • 7 1/4" Height • 11'2" Length • 3" Repeat



MD 1786
• 20" Projection • 12" Height • 12'0" Length
• 4 15/16" Repeat



MD 1767
• 15" Projection • 12" Height • 6'5 1/2" Length



MD 1573
• 14 1/2" Projection • 15 1/2" Height • 12'0" Length



MD 1096
• 5 3/8" Projection • 10 1/8" Height • 12'0" Length • 4 13/16" Repeat



MD 1416
• 1 1/2" Projection • 5 1/2" Height • 6'0" Length • 8" Repeat



MD 1460
• 11 9/16" Projection • 17 3/4" Height • 12'0" Length • 5 3/8" Repeat



MD 1417
• 1 1/2" Projection • 11" Height • 6'0" Length • 1'6" Repeat



MD 1428
• 8 " Projection • 8 1/8" Height • 11'5" Length • 2 7/16" Repeat



MD 1292
• 1 1/4" Projection • 5 5/8" Height • 8'0" Length • 9 3/16" Repeat





MD 1670
• 1″ Projection • 3 1/2″ Height • 12′0″ Length • 3" Repeat



MD 1537
• 1 1/2″ Projection • 9 1/2″ Height • 12′0″ Length • 12″ Repeat



MD 1074
• 1 3/4″ Projection • 11 1/2″ Height • 10′9″ Length • 6 3/4″ Repeat



MD 1931
2 3/4" Projection • 5 3/8" Height • 6'0" Length 3 1/2" Repeat



MD 1724
• 4″ Projection • 8 1/2″ Height • 12′1″ Length • 5″ Repeat



MD 1502
• 1″ Projection • 2 5/8″ Height • 12′0″ Length • 1″ Repeat



Photo above illustrates the use of Spectis moulding MD 1179.

MOULDING SET



MD 1320
• 7″ Projection • 6 7/8″ Height • 6′6″ Length
• Use on centre of wall
• 15″ of smooth moulding on each end



MD 1299
• 7″ Projection • 6 7/8″ Height • 12′0″ Length
• Use to extend MD 1320 & to make outside corners



MD 1321
• 7″ Projection • 6 7/8″ Height • 6′6″ Length
• Use to make 2 inside corners when cut
• 5″ of smooth moulding on each end

www.spectis.com

See pages 270-273 for moulding installation instructions.



MOULDINGS

NOTICE :

SPECTIS ADHESIVE MUST BE USED ON ALL BEDDING/BUTT JOINTS.





MD 1259

This moulding is made as one piece with the blocks to be added.

NOTE: The corbels BL 2476 and plates (see page 44) are sold separately.

MD 1259
- 12″ Projection
- 12 3/4″ Height
- 11′7″ Length





MD 1242
- 24″ Projection
- 24″ Height
- 12′0″ Length

MD 1242

This moulding is made up of three pieces of moulding which can be shipped unassembled for ease of mitering or it can be shipped assembled.

NOTE: The corbels BL 2483 and plates (see page 42) are sold separately.







MD 1484
- 36 ″ Projection
- 36″ Height
- 12′0″ Length

MD 1484

This moulding is made up of five pieces of moulding which can be shipped unassembled for ease of mitering or it can be shipped assembled.

NOTE: The corbels (BL 2604A) and plates (BL 2604B & C see page 43) are sold separately.







The above moulding measures 36" X 36" X 12′ long. It was produced with the corbels shipped separately for easy spacing after installation.

NOTE: The corbels and plates are sold separately.



LARGE MOULDING



Spectis makes products light, large, and durable! Using Spectis' one-piece cornices eliminates the need for multiple scaffolding setups and permits for simpler blocking, which shortens installation time, allowing for greater contractor profitability! Contact your customer service representative for Spectis' one-piece cornice.

www.spectis.com

See pages 270-273 for moulding installation instructions.



MOULDINGS

NOTICE :

SPECTIS ADHESIVE MUST BE USED ON ALL BEDDING/BUTT JOINTS.



MD 1029
• 6 3/4" Projection • 6 1/4" Height • 11'7" Length • 7" Repeat



Photo above illustrates the use of Spectis moulding MD 1242.



MD 1245
• 7 3/16" Projection • 6 3/8" Height • 12'0" Length • 4 1/2" Repeat



MD 1063
• 12" Projection • 12 3/4" Height • 11'6" Length • 10 3/4" Repeat



MD 1064
• 8 1/2" Projection • 8 1/2" Height • 11'7" Length • 7" Repeat



MD 1515
• 7 1/2" Projection • 7 1/2" Height • 12'0" Length
• 3" Space • 1 1/4" Dentil



MD 1014
• 11 1/4" Projection • 9 1/4" Height • 11'7" Length • 10" Repeat



MD 1930
• 6 13/16" Projection • 9 11/16" Height • 12'0" Length
• 1 11/16" Repeat

FINISHING

All Spectis' products are shipped "double primed" with an exterior grade latex paint and are ready for use. We recommend final finishing after installation is complete for the most consistent appearance possible. Please see "finishing" recommendations (on page 267) for more information.





MD 1218
• 3 1/8" Projection • 4" Height • 12'0" Length
• 2" Repeat • 1 1/4" x 1 1/4" Dentil

1 • 8 0 0 • 6 8 5 • 9 9 8 1





MD 1125
• 3 1/2″ Projection • 4″ Height • 12′0″ Length • 2 1/4″ Repeat



MD 1333
• 5″ Projection • 7″ Height • 7′11″ Length • 3″ Repeat



MD 1022
• 4 1/4″ Projection • 4 3/4″ Height • 12′0″ Length
• 1″ Repeat • 1/2″ x 1/2″ Dentil



MD 1179
• 6″ Projection • 7 1/4″ Height • 12′0″ Length
• 1/2″ Space • 3/4″ Dentil



MD 1421
• 4 1/4″ Projection • 5 7/8″ Height • 12′0″ Length
• 2 3/4″ Repeat • 1 3/4″ Dentil



MD 1141
• 5″ Projection • 5 1/4″ Height • 12′0″ Length • 4 1/2″ Repeat



MD 1886
• 5 7/8" Projection • 8 7/8" Height • 12'0" Length • 4 1/2″ Repeat



MD 1426
• 4 11/16″ Projection • 7 1/4″ Height • 12′0″ Length
• 2 1/2″ Space • 3″ Dentil



Photo above illustrates the use of Spectis moulding MD 1174 and gingerbreads GB 3318 and GB 3319.

See pages 270-273 for moulding installation instructions.



MOULDINGS

NOTICE :

SPECTIS ADHESIVE MUST BE USED ON ALL BEDDING/BUTT JOINTS.



MD 1701
• 16 7/8" Projection • 19 7/8" Height • 12'0" Length
• 1" Space • 2 1/4" Dentil
MD 1701L-6.5/12
MD 1701R-6.5/12



MD 1919
• 7" Projection • 11" Height • 12'0" Length • 3 1/2" Repeat



MD 1152
• 5" Projection • 8 1/4" Height • 12'0" Length • 1 1/4" Repeat



MD 1392
• 4" Projection • 14 1/4" Height • 12'0" Length • 7 1/4" Repeat



MD 1175A
• 4 3/4" Projection • 8 1/4" Height • 12'0" Length
• 4" Repeat • 2" x 3" Dentil



MD 1269
• 6 1/2" Projection • 7 1/2" Height • 12'0" Length



MD 1356
• 5 1/8" Projection • 4 1/2" Height • 11'7" Length
• 1 3/4" Space • 7/8" Dentil



MD 1047
• 7 1/2" Projection • 7 1/2" Height • 12'0" Length • 4 1/4" Repeat



MD 1026
• 8 5/8" Projection • 8" Height • 12'1" Length
• 2 7/8" Repeat • 3/4" x 1 3/4" Dentil



MD 1089
• 5 3/8" Projection • 8 1/8" Height • 12'0" Length
• 1 3/4" x 3 1/2" Dentil • 7/8" Space



MD 1756
• 11" Projection • 9 1/2" Height • 12'0" Length • 3" Space • 3" Dentil

1 • 8 0 0 • 6 8 5 • 9 9 8 1





MD 1668
• 2 1/4″ Projection • 2 3/8″ Height • 12′0″ Length • 2″ Repeat



MD 1316
• 4 1/4″ Projection • 9 3/8″ Height • 12′0″ Length
• 1 3/4″ Repeat



MD 1885
• 4" Projection • 5 7/8" Height • 12'0" Length • 3 3/4″ Repeat



MD 1762
• 3 3/4″ Projection • 8 1/4″ Height • 12′1/2″ Length
• 1 1/16″ Space • 1 1/16" Dentil



MD 1408
• 4 1/2″ Projection • 8″ Height • 12′0″ Length
• 7″ Repeat • 3/4″ x 3 1/4″ Dentil



MD 1412A
• 7″ Projection • 14 3/8″ Height • 12′0″ Length
• 1 1/2″ Space • 1 1/2″ Dentil

MD 1412B
• 7″ Projection • 14 3/8″ Height • 12′0″ Length
• 1 1/2″ Space • 1 1/2″ Dentil • No Flat Board on Top



MD 1580
• 10 3/4″ Projection • 19 1/2″ Height • 12′0″ Length • 5 1/4″ Repeat



MD 1038
• 5 3/4″ Projection • 8 5/8″ Height • 11′11 1/2″ Length
• 3 1/2″ Repeat • 1 1/2″ x 2 1/4″ Dentil



MD 1235
• 10″ Projection • 14 1/2″ Height • 12′0″ Length
• 2″ x 3″ Dentil • 4″ Space



MD 1760
• 3 1/2″ Projection • 6″ Height • 12′1/2″ Length
• 1 1/16″ Space • 1 1/16" Dentil



MD 1099D
• 8 1/4″ Projection • 11 1/4″ Height • 12′0″ Length
• 3″ Space • 3″ x 3″ Dentil

See pages 270-273 for moulding installation instructions.



MOULDINGS

NOTICE :

SPECTIS ADHESIVE MUST BE USED ON ALL BEDDING/BUTT JOINTS.



MD 1789
• 3 3/4" Projection • 16" Height • 12'3" Length • 1'9" Repeat



MD 1794
• 11 5/16" Projection • 21 1/4" Height • 12'0" Length • 7" Repeat



MD 1246
• 9 1/2" Projection • 11 1/4" Height • 12'0" Length
• 2" Space • 2" x 2 3/4" Dentil



MD 1003
• 11 5/16" Projection • 17 3/4" Height • 12'0" Length
• 7" Repeat • 3 3/16" x 3 3/16" Dentil



MD 1841
• 10 3/4" Projection • 11 1/2" Height • 12'0" Length • 4 1/4" Repeat



MD 1774
• 12" Projection • 12" Height • 12'0" Length • 2" Space • 2" Dentil



MD 1520
• 5 7/8" Projection • 17 1/2" Height • 12'0" Length
• 2" Space • 2 1/2" Dentil



MD 1517
• 16" Projection • 18" Height • 12'0" Length • 3" Space • 4" Dentil



MD 1707
MD 1707L & R-12/12
• 3 3/4" Projection • 12" Height • 12'0" Length
• 12" Space • 9" x 4 1/2" Dentil



MD 1155
12" Projection • 22" Height • 12'0" Length • 4 5/8" Repeat



MD 1266
• 10" Projection • 13" Height • 11'9" Length
• 7" Repeat • 3 3/16" x 3 3/16" Dentil

1 • 8 0 0 • 6 8 5 • 9 9 8 1





Photo above illustrates the use of Spectis moulding MD 1237.



MD 1294
• 1″ Projection • 1″ Height • 12′0″ Length • 1 1/2″ Repeat



MD 1065
• 3 3/4″ Projection • 4″ Height • 11′8″ Length
• 7″ Repeat • 2 5/8″ x 4 1/8″ Dentil



MD 1285
2 1/4″ Projection • 3 7/8″ Height • 12′0″ Length
• 1 3/4″ Repeat • 3/4″ x 3/4″ Dentil



MD 1288
• 3/4″ Projection • 1 3/8″ Height • 12′0″ Length
• 1 1/2″ Repeat • 3/4″ Dentil



MD 1020
• 3 3/8″ Projection • 6 1/2″ Height • 12′0″ Length
• 3″ Repeat • 1 1/2″ x 2″ Dentil



MD 1287
• 1 1/8″ Projection • 4 1/2″ Height • 12′0″ Length
• 3″ Repeat • 1 1/2″ Dentil
MD 1287L-10/12
MD 1287R-10/12
• 1 1/8" Projection • 4 1/2" Height • 6'0" Length 3" Repeat



MD 1258
• 1 5/8″ Projection • 3″ Height • 12′0″ Length • 2″ Repeat



MD 1080
• 2 1/2″ Projection • 5 1/4″ Height • 12′0″ Length
• 2 3/4″ Dentil Space • 5 1/2″ Repeat



MD 1293
• 3″ Projection • 5 1/4″ Height • 12′0″ Length • 2″ Repeat



MD 1019
• 1 1/2″ Projection • 5 7/8″ Height • 12′0″ Length
• 4 3/4″ Repeat • 2 3/8″ x 2 3/4″ Dentil

www.spectis.com

See pages 270-273 for moulding installation instructions.



MOULDINGS

NOTICE :

SPECTIS ADHESIVE MUST BE USED ON ALL BEDDING/BUTT JOINTS.



MD 1174
• 1 1/2" Projection • 5 7/8" Height • 11'10" Length
• 1 5/8" Space • 1 5/8" x 1 3/4" Dentil



MD 1189
• 3 3/4" Projection • 6 1/4" Height • 11'10" Length • 6 7/8" Repeat



MD 1105
• 1 1/2" Projection • 3" Height • 12'0" Length • 3 5/8" Repeat



MD 1782
• 1" Projection • 4 1/2" Height • 12'0" Length
• 3 1/4" Repeat • 1 7/8" Dentil



MD 1929
• 1" Projection • 5 1/2" Height • 12'0" Length • 3 1/4" Repeat



MD 1243
• 1 3/16" Projection • 7" Height • 12'0" Length
• 5 3/8" Repeat • 2 7/8" x 5 5/8" Dentil



MD 1688
• 1 1/2" Projection • 3 1/2" Height • 12'0" Length
• 3" Repeat • 1 3/4" Dentil



MD 1870
• 2 7/8" Projection • 5 9/16" Height • 12'0" Length • 4" Repeat



MD 1289
• 1 1/2" Projection • 7" Height • 12'0" Length
• 3 1/16" Repeat • 1 1/2" Dentil



MD 1109
• 1 1/2" Projection • 11 1/2" Height • 11'10" Length
• 5 1/2" Repeat • 2 3/4" x 2 3/4" Dentil



MD 1446 - STRAIGHT • 4'2" Length • 6" Repeat
MD 1446L - 10/12
MD 1446R - 10/12
• 3" Projection • 6 15/16" Height • 4'3/4" Length • 10/12 Pitch
MD 1446L - 17/12
MD 1446R - 17/12
• 17/12 Pitch



MD 1314 • Straight
MD 1314R - 8/12 • 8/12 Right Pitch
MD 1314L - 8/12 • 8/12 Left Pitch
• 2 1/4" Projection • 7 1/2" Height • 11'0" Length
• 7" Repeat • 3 1/2" x 5" Dentil



MD 1627
• 2" Projection • 4 1/2" Height • 12'0" Length • 6" Repeat

1 • 800 • 685 • 9981





MD 1414
• 1 3/8" Projection • 9 1/2" Height • 12'0" Length
• 10" Repeat • 5" Dentil



MD 1602
• 2 1/2" Projection • 4 3/8" Height • 12'0" Length
• 3" Repeat • 1 1/2" x 1 1/2" Dentil



MD 1168
• 2 1/8" Projection • 9 1/2" Height • 11'6" Length
• 10" Repeat • 5" x 5 1/2" Dentil



MD 1706
• 2" Projection • 4 3/4" Height • 12'0" Length • 12" Repeat



MD 1497
• 1 1/4" Projection • 4 1/2" Height • 8'0" Length
• 8 1/8" Repeat • 4 1/2" x 4 1/2" Dentil



MD 1106
• 7/8" Projection • 3 1/2" Height • 12'0" Length • 3 11/16" Repeat



MD 1373
• 1 1/4" Projection • 3 3/8" Height • 12'0" Length
• 7" Repeat • 3 3/8" Dentil



MD 1716
• 1 3/8" Projection • 1 3/4" Height • 12'0" Length
• 1 1/4" Dentil • 2 1/4" Repeat



MD 1092
• 1 1/2" Projection • 4 1/2" Height • 11'8" Length
• 3 1/2" Dentil • 6 1/8" Repeat



MD 1070
• 1" Projection • 3" Height • 12'0" Length • 1 1/2" Dentil
• 3" Repeat



MD 1058
• 1 3/8" Projection • 6" Height • 12'0" Length
• 5" Repeat • 2 1/2" Dentil



MD 1543
• 1 1/4" Projection • 8 1/2" Height • 12'0" Length
• 6" Repeat • 3" Dentil

See pages 270-273 for moulding installation instructions.



MOULDINGS

NOTICE :

SPECTIS ADHESIVE MUST BE USED ON ALL BEDDING/BUTT JOINTS.



MD 1384
• 2 3/16" Projection • 4 3/8" Height • 12'0" Length
• 12" Repeat • 2" Dentil



MD 1390
• 3" Projection • 12 1/2" Height • 12'0" Length
• 12" Repeat • 4" Dentil



MD 1391
• 3" Projection • 4 3/8" Height • 12'0" Length
• 6" Repeat • 3" Dentil



MD 1274
• 1 1/2" Projection • 9 1/2" Height • 12'0" Length
• 4 7/8" Repeat • 2 1/4" Dentil



MD 1638
• 2 1/8" Projection • 15" Height • 11'6" Length • 10" Repeat



MD 1583
• 1 1/2" Projection • 4 1/2" Height • 12'0" Length • 2 7/8" Repeat



MD 1784
• 4" Projection • 14" Height • 12'0" Length
• 8" Repeat • 4" Dentil



MD 1264
• 2 1/4" Projection • 9" Height • 12'10" Length
• 3 1/2" x 8" Dentil • 7" Repeat



MD 1639
• 3 1/2" Projection • 6" Height • 12'0" Length
• 1" Dentil • 6" Repeat



MD 1007
• 9 1/8" Projection • 10" Height • 12'0" Length
• 12" Repeat • 3 7/8" x 5" Dentil



MD 1261
• 6 1/2" Projection • 7 1/2" Height • 11'3" Length • 11 1/4" Repeat
• 7 1/4" Space • BL 2424 installed on flat board

1 • 8 0 0 • 6 8 5 • 9 9 8 1





MD 1160
• 4 5/16" Projection • 5" Height • 12'0" Length



MD 1087
• 7 1/8" Projection • 8 7/16" Height • 12'0" Length



Photo above illustrates the use of Spectis moulding MD 1029.



MD 1557
• 7 1/8" Projection • 8 1/2" Height • 12'0" Length



MD 1888
• 6 3/4" Projection • 3 3/4" Height • 14'0" Length



MD 1642CF
• 19" Projection • 16" Height • 12'0" Length • **CONCRETE FINISH**



MD 1875
• 7" Projection • 4" Height • 14'0" Length



MD 1876
• 4 3/4" Projection • 2 1/2" Height • 12'0" Length



MD 1740
• 15 13/16" Projection • 6 3/16" Height • 12'0" Length



MD 1199
• 6 1/8" Projection • 3 5/8" Height • 12'0" Length



MD 1937
• 14" Projection • 10 1/4" Height • 12'0" Length



MD 1964
• 6 1/8" Projection • 3 11/16" Height • 12'0" Length



MD 1357
• 7 1/2" Projection • 4" Height • 12'0" Length

www.spectis.com

See pages 270-273 for moulding installation instructions.



MOULDINGS

NOTICE :

SPECTIS ADHESIVE MUST BE USED ON ALL BEDDING/BUTT JOINTS.



Photo above illustrates the use of the following Spectis product: moulding MD 1154.



MD 1487
• 10 1/4" Projection • 6 1/4" Height • 12'0" Length



MD 1415
• 9 1/16" Projection • 4 15/16" Height • 12'0" Length



MD 1790
• 4 5/8" Projection • 7" Height • 12'0" Length



MD 1768
• 4 5/8" Projection • 5 9/16" Height • 12'0" Length



MD 1845
• 4 5/16" Projection • 8 9/16" Height • 12'0" Length



MD 1769
• 3 3/16" Projection • 6 3/4" Height • 12'0" Length



MD 1226
• 7 1/16" Projection • 7 1/16" Height • 12'0" Length



MD 1826
• 3 7/8" Projection • 7 3/16" Height • 12'0" Length



MD 1874
• 9 3/8" Projection • 6 1/2" Height • 12'0" Length



MD 1939
• 9 1/16" Projection • 9 1/4" Height • 12'0" Length

1 • 8 0 0 • 6 8 5 • 9 9 8 1





MD 1067
• 4 7/8″ Projection • 5 3/4″ Height • 12′0″ Length



MD 1613
• 6″ Projection • 6″ Height • 12′0″ Length



MD 1355
• 5 11/16″ Projection • 6 11/16″ Height • 12′0″ Length



MD 1614
• 10″ Projection • 10″ Height • 12′0″ Length



MD 1250
• 1 1/2″ Projection • 1 1/2″ Height • 12′0″ Length



MD 1578
• 5 1/4″ Projection • 5 1/4″ Height • 12′0″ Length



MD 1091
• 1 3/4″ Projection • 1 3/4″ Height • 12′0″ Length



MD 1891
• 6" Projection • 6" Height • 12'0" Length



MD 1833
• 3 1/8" Projection • 3 1/8" Height • 12'0" Length



MD 1347
• 6 1/2″ Projection • 6 1/2″ Height • 12′0″ Length



MD 1519
• 4 3/4″ Projection • 4 3/4″ Height • 12′0″ Length



MD 1895
• 8" Projection • 8" Height • 12'0" Length



MD 1612
• 4″ Projection • 4″ Height • 12′0″ Length

See pages 270-273 for moulding installation instructions.





MOULDINGS

NOTICE :

SPECTIS ADHESIVE MUST BE USED ON ALL BEDDING/BUTT JOINTS.



MD 1862
• 11 5/8" Projection • 11 5/8" Height • 12'0" Length



MD 1436
• 2 1/8" Projection • 2 1/8" Height • 12'0" Length



MD 1126
• 2 3/16" Projection • 2 3/16" Height • 12'0" Length



MD 1904
2 1/2" Projection • 2 7/8" Height • 12'0" Length



MD 1600
• 5" Projection • 10" Height • 12'0" Length



MD 1741
• 4" Projection • 6" Height • 12'0" Length



MD 1400
• 4 1/4" Projection • 6 1/4" Height • 12'0" Length



MD 1893
5 1/2" Projection • 6 3/8" Height • 10'0" Length



MD 1605
• 9" Projection • 11" Height • 12'0" Length



MD 1969
• 10 1/4" Projection • 9 7/16" Height • 12'0" Length



MD 1651CF
• 2 1/4" Projection • 6" Height • 12'0" Length • **CONCRETE FINISH**



MD 1871
• 4 7/16" Projection • 6 1/8" Height • 12'0" Length



MD 1526
• 4 3/4" Projection • 6 1/2" Height • 12'0" Length

1 • 8 0 0 • 6 8 5 • 9 9 8 1





MD 1829
• 2 1/8" Projection • 2 1/8" Height • 12'0" Length



MD 1149
• 2 3/8" Projection • 2 3/8" Height • 12'0" Length



MD 1361
• 3 1/4" Projection • 3 1/4" Height • 12'0" Length



MD 1276
• 3 5/16" Projection • 3 1/2" Height • 12'0" Length



MD 1210
• 3 3/4" Projection • 3 3/4" Height • 12'0" Length



MD 1028
• 4 1/4" Projection • 4 1/4" Height • 12'0" Length



MD 1675
• 7 3/8" Projection • 6 7/8" Height • 12'0" Length



MD 1735
• 3 3/4" Projection • 3 7/8" Height • 12'0" Length



MD 1139
• 5 1/4" Projection • 5 1/4" Height • 12'0" Length



MD 1021
• 6 1/4" Projection • 6 1/4" Height • 12'0" Length



MD 1438
• 7" Projection • 8" Height • 12'0" Length



MD 1828
• 6" Projection • 12" Height • 12'0" Length

www.spectis.com

See pages 270-273 for moulding installation instructions.



MOULDINGS

NOTICE :

SPECTIS ADHESIVE MUST BE USED ON ALL BEDDING/BUTT JOINTS.



MD 1653
• 6 3/4" Projection • 9" Height • 12'0" Length



MD 1812
• 12 3/4" Projection • 12 1/2" Height • 12'0" Length



MD 1599
• 10" Projection • 12" Height • 12'0" Length



MD 1547
• 12 1/2" Projection • 16" Height • 12'0" Length



MD 1225
• 6 1/8" Projection • 7 5/8" Height • 12'0" Length



MD 1909
• 16 1/4" Projection • 14 1/4" Height • 12'0" Length



MD 1717
• 10" Projection • 10" Height • 12'0" Length



MD 1402
• 7" Projection • 13" Height • 12'0" Length



MD 1209
• 10" Projection • 12" Height • 12'0" Length



MD 1215
• 10" Projection • 13 1/2" Height • 12'0" Length



MD 1737
• 8 11/16" Projection • 11 5/16" Height • 12'0" Length



MD 1754
• 9 1/2" Projection • 12 3/8" Height • 12'0" Length

1 • 8 0 0 • 6 8 5 • 9 9 8 1





MD 1646
•12″ Projection • 12″ Height • 6′0″ Length



MD 1771
• 6 3/8″ Projection • 8 1/4″ Height • 12′0″ Length



MD 1813
• 14" Projection • 17 1/2" Height • 12'0" Length



MD 1076
• 7 7/8″ Projection • 10″ Height • 10′0″ Length



MD 1104
• 10″ Projection • 15 1/4″ Height • 12′0″ Length



MD 1075
• 9 1/2″ Projection • 12″ Height • 12′0″ Length



MD 1395
• 8″ Projection • 14″ Height • 12′0″ Length



MD 1208
• 14 1/4″ Projection • 14 1/4″ Height • 12′0″ Length



MD 1692
• 7″ Projection • 16″ Height • 12′0″ Length



MD 1685
• 7 3/4″ Projection • 12 3/4″ Height • 12′0″ Length



MD 1582RS
• 6″ Projection • 10″ Height • 8′1/32″ Length • ROUGH SAWN



MD 1255
• 10 1/2″ Projection • 17″ Height • 12′0″ Length

See pages 270-273 for moulding installation instructions.



MOULDINGS

NOTICE :

SPECTIS ADHESIVE MUST BE USED ON ALL BEDDING/BUTT JOINTS.



Photo above illustrates the use of Spectis moulding MD 1010.



MD 1947
• 4 1/8" Projection • 11 1/16" Height • 12'0" Length



MD 1702
• 5" Projection • 19" Height • 12'0" Length



MD 1447
• 6" Projection • 8" Height • 12'0" Length



MD 1433
• 7 3/8" Projection • 7 3/8" Height • 12'0" Length



MD 1672
• 8 5/8" Projection • 8 1/2" Height • 12'0" Length



MD 1959
• 16 1/2" Projection • 15 5/8" Height • 12'0" Length



MD 1223
• 12" Projection • 18" Height • 12'0" Length
MD 1223FS
• FOSSIL STONE



MD 1726
• 6 3/4" Projection • 6 1/4" Height • 12'0" Length



MD 1546
• 10 1/2" Projection • 12" Height • 12'0" Length



MD 1712
• 6 3/8" Projection • 12" Height • 10'0" Length

1 • 8 0 0 • 6 8 5 • 9 9 8 1





MD 1713
• 4 1/2" Projection • 11 1/2" Height • 10'0" Length



MD 1396
• 9" Projection • 4 1/4" Height • 12'0" Length



MD 1533FS
• 2 3/8" Projection • 13 3/4" Height • 12'0" Length • **FOSSIL STONE**



MD 1873
• 2 5/8" Projection • 9" Height • 12'0" Length 2 3/8" Repeat



MD 1525
• 2 3/4" Projection • 5 1/2" Height • 12'0" Length



MD 1305
• 7 5/8" Projection • 12" Height • 12'0" Length



MD 1434
• 10" Projection • 22 1/4" Height • 12'0" Length



MD 1918
• 4 1/2" Projection • 6 7/8" Height • 12'0" Length



MD 1451
• 12" Projection • 15 1/2" Height • 12'0" Length



MD 1358
• 7" Projection • 6 1/2" Height • 12'0" Length



MD 1265
• 7" Projection • 8" Height • 12'0" Length



MD 1053
• 12" Projection • 12 7/8" Height • 12'0" Length

www.spectis.com

See pages 270-273 for moulding installation instructions.



MOULDINGS

NOTICE :

SPECTIS ADHESIVE MUST BE USED ON ALL BEDDING/BUTT JOINTS.



MD 1331
• 8 3/4" Projection • 8 3/4" Height • 12'0" Length



MD 1466
• 10 1/2" Projection • 10 1/2" Height • 12'0" Length



MD 1341
• 8 5/8" Projection • 11" Height • 12'0" Length



MD 1227
• 2 1/2" Projection • 2 3/16" Height • 12'0" Length



MD 1157
• 3" Projection • 3" Height • 12'0" Length



MD 1733
• 2 1/2" Projection • 3 3/4" Height • 12'0" Length



MD 1727
• 3 3/8" Projection • 5 1/4" Height • 12'0" Length



MD 1409
• 3" Projection • 3" Height • 12'0" Length



MD 1749
• 3 3/4" Projection • 4 1/2" Height • 12'0" Length



MD 1558
• 3 9/16" Projection • 4 1/2" Height • 12'0" Length



MD 1892
• 4 3/8" Projection • 5" Height • 12'0" Length



MD 1736
• 1 11/16" Projection • 2 1/16" Height • 12'0" Length



MD 1696
• 2 1/4" Projection • 2 1/2" Height • 12'0" Length



Photo above illustrates the use of Spectis moulding MD 1064.





MD 1810
• 2 1/2" Projection • 2 3/4" Height • 12'0" Length



MD 1531
• 3 1/2" Projection • 3 1/2" Height • 12'0" Length



MD 1082
• 2 1/4" Projection • 3" Height • 12'0" Length



MD 1825
• 3 3/16" Projection • 3 13/16" Height • 12'0" Length



MD 1832
• 3" Projection • 3 3/4" Height • 12'0" Length



MD 1371
• 3" Projection • 4 1/2" Height • 12'0" Length



MD 1626
• 4 7/8" Projection • 5 1/4" Height • 12'0" Length



MD 1217
• 3 3/4" Projection • 3 1/2" Height • 12'0" Length



MD 1836
• 6 5/8" Projection • 7 1/8" Height • 12'0" Length



MD 1230
• 2 3/8" Projection • 3 5/8" Height • 12'0" Length



MD 1780
• 1 15/16" Projection • 2 1/8" Height • 12'0" Length



MD 1182
• 3" Projection • 3 1/8" Height • 12'0" Length



MD 1601
• 4 1/2" Projection • 7" Height • 12'0" Length

www.spectis.com

See pages 270-273 for moulding installation instructions.



MOULDINGS

NOTICE :

SPECTIS ADHESIVE MUST BE USED ON ALL BEDDING/BUTT JOINTS.



MD 1150
• 3 3/4" Projection • 3 3/4" Height • 12'0" Length



MD 1200
• 4 1/4" Projection • 4 1/16" Height • 12'0" Length



MD 1229
• 3 1/4" Projection • 4" Height • 12'0" Length



MD 1081
• 3 1/4" Projection • 4 1/4" Height • 12'0" Length



MD 1808
• 3 1/16" Projection • 3 15/16" Height • 12'0" Length



MD 1936
• 4 7/8" Projection • 6 7/8" Height • 12'0" Length



MD 1147
• 5 1/8" Projection • 7 1/2" Height • 12'0" Length



MD 1307
• 3 1/4" Projection • 5 1/4" Height • 12'0" Length



MD 1112
• 7 11/16" Projection • 5 5/16" Height • 12'0" Length



MD 1624
• 7 1/2" Projection • 6" Height • 12'0" Length



MD 1324
• 5 3/4" Projection • 5 1/2" Height • 12'0" Length



MD 1207
• 5 1/2" Projection • 6 1/4" Height • 12'0" Length

MD 1008
• 4" Projection • 5" Height • 12'0" Length

1 • 8 0 0 • 6 8 5 • 9 9 8 1





MD 1954
• 4 3/4" Projection • 6 1/4" Height • 12'0" Length



MD 1588
• 8" Projection • 10" Height • 12'0" Length



MD 1465
• 4 1/4" Projection • 4 3/4" Height • 12'0" Length



MD 1213
• 4 1/2" Projection • 6 1/2" Height • 12'0" Length



MD 1044
• 2 3/4" Projection • 3 1/4" Height • 12'0" Length



MD 1489
• 2" Projection • 4" Height • 12'0" Length



MD 1858
• 3" Projection • 7 5/8" Height • 12'0" Length



MD 1859
• 2 1/2" Projection • 11 1/2" Height • 12'0" Length



MD 1739
• 2 15/16" Projection • 15 5/8" Height • 12'0" Length



MD 1953
• 2 3/8" Projection • 10 5/8" Height • 12'0" Length



MD 1924
• 4 3/16" Projection • 15" Height • 12'0" Length



MD 1617
• 3 1/2" Projection • 5 1/4" Height • 12'0" Length

www.spectis.com

See pages 270-273 for moulding installation instructions.



MOULDINGS

NOTICE :

SPECTIS ADHESIVE MUST BE USED ON ALL BEDDING/BUTT JOINTS.



MD 1807
• 4 1/8" Projection • 4 1/4" Height • 12'0" Length



MD 1120
• 4 1/8" Projection • 5 1/8" Height • 12'0" Length



MD 1903
5" Projection • 5 1/4" Height • 12'0" Length



MD 1102
• 7 3/4" Projection • 8" Height • 12'0" Length



MD 1541
• 4 1/8" Projection • 4 1/8" Height • 12'0" Length



MD 1542
• 7" Projection • 7" Height • 12'0" Length



MD 1271
• 7" Projection • 10 1/4" Height • 12'0" Length



MD 1878
• 10 1/2" Projection • 10 1/4" Height • 12'0" Length



MD 1938
• 16" Projection • 16" Height • 12'0" Length



MD 1040
• 17" Projection • 18" Height • 12'0" Length



MD 1319
• 4 5/8" Projection • 5 3/4" Height • 12'0" Length



MD 1920
• 4 1/16" Projection • 7 1/8" Height • 12'0" Length

1 • 8 0 0 • 6 8 5 • 9 9 8 1





MD 1817
• 4 1/2" Projection • 8" Height • 12'0" Length



MD 1521
• 2 1/2" Projection • 4 1/4" Height • 12'0" Length



MD 1925
• 7 1/8" Projection • 11 7/8" Height • 12'0" Length



MD 1429
• 1 7/8" Projection • 3 1/2" Height • 12'0" Length



MD 1550
• 8" Projection • 10" Height • 12'0" Length



MD 1158A • 3" Projection • 5" Height • 12'0" Length
MD 1158B • 3 3/4" Projection • 5" Height • 12'0" Length



MD 1297
• 8 1/4" Projection • 15 1/2" Height • 12'0" Length



MD 1205
• 2 1/4" Projection • 4" Height • 12'0" Length



MD 1350
• 1 7/8" Projection • 4 1/8" Height • 12'0" Length



MD 1577
• 6 5/8" Projection • 11" Height • 12'0" Length



MD 1618
• 3 1/2" Projection • 6" Height • 12'0" Length

www.spectis.com

See pages 270-273 for moulding installation instructions.



MOULDINGS

NOTICE :

SPECTIS ADHESIVE MUST BE USED ON ALL BEDDING/BUTT JOINTS.



MD 1643CF
• 6" Projection • 6 1/8" Height • 12'0" Length • **CONCRETE FINISH**



MD 1584
• 3 7/8" Projection • 8" Height • 12'0" Length

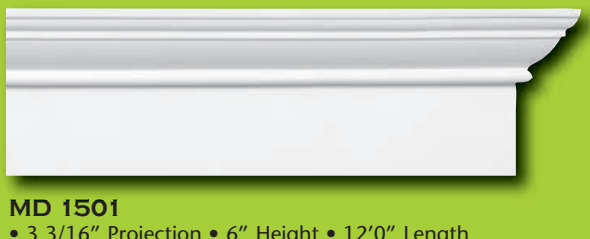

MD 1501
• 3 3/16" Projection • 6" Height • 12'0" Length



MD 1267
• 2 7/8" Projection • 6" Height • 12'0" Length



MD 1598
• 1 7/8" Projection • 7" Height • 12'0" Length



MD 1935
• 2 9/16" Projection • 8 1/2" Height • 12'0" Length



MD 1775
• 3 1/4" Projection • 7 1/2" Height • 12'0" Length



MD 1955
• 6 1/16" Projection • 15 9/16" Height • 12'0" Length



MD 1950
• 6 1/8" Projection • 18 1/2" Height • 12'0" Length



MD 1922
• 2 13/16" Projection • 10 1/4" Height • 12'0" Length



MD 1354
• 4 1/2" Projection • 9 3/4" Height • 12'0" Length

1 • 8 0 0 • 6 8 5 • 9 9 8 1





MD 1204
• 3 1/2″ Projection • 6″ Height • 12′0″ Length



MD 1693
• 1 1/2″ Projection • 3″ Height • 12′0″ Length



MD 1052
• 3 3/4″ Projection • 6″ Height • 12′0″ Length



MD 1478
• 1 3/4″ Projection • 3 3/8″ Height • 12′0″ Length



MD 1686
• 3 3/4″ Projection • 12″ Height • 12′0″ Length



MD 1221
• 3″ Projection • 8″ Height • 12′0″ Length



MD 1633
• 4 3/4″ Projection • 9 1/4″ Height • 12′0″ Length



MD 1539
• 1 1/2″ Projection • 5 1/8″ Height • 12′0″ Length
• Moulding matches RAL 2101B



MD 1534
• 6 3/4″ Projection • 6 1/2″ Height • 12′0″ Length



MD 1610
• 1 1/2″ Projection • 3 1/2″ Height • 12′0″ Length



MD 1694
• 3/4″ Projection • 1 1/2″ Height • 12′0″ Length



MD 1432
• 3 3/4″ Projection • 8 3/8″ Height • 12′0″ Length

www.spectis.com

See pages 270-273 for moulding installation instructions.



MOULDINGS

NOTICE :

SPECTIS ADHESIVE MUST BE USED ON ALL BEDDING/BUTT JOINTS.



MD 1035
3" Projection • 9" Height • 12'0" Length



MD 1351
• 5 11/16" Projection • 10 3/8" Height • 12'0" Length



MD 1403
• 4 1/2" Projection • 12" Height • 12'0" Length



MD 1062
• 6" Projection • 9" Height • 12'0" Length



MD 1948
• 8 3/8" Projection • 17 5/8" Height • 12'0" Length



MD 1471
• 1 7/8" Projection • 8 3/16" Height • 12'0" Length



MD 1967
• 3 1/8" Projection • 6" Height • 12'0" Length



MD 1277
• 2 5/8" Projection • 9" Height • 12'0" Length



MD 1661
• 3 1/2" Projection • 7" Height • 12'0" Length



MD 1697
• 4 3/4" Projection • 8 1/4" Height • 12'0" Length



MD 1945
• 5 15/16" Projection • 16 3/16" Height • 12'0" Length

1 • 8 0 0 • 6 8 5 • 9 9 8 1





MD 1788
• 2 7/8" Projection • 11 1/4" Height • 12'0" Length



MD 1764
• 2 7/8" Projection • 7 1/2" Height • 12'0" Length



MD 1336
• 4" Projection • 9 1/4" Height • 12'0" Length



MD 1252
• 4" Projection • 10" Height • 12'0" Length



MD 1335
• 4" Projection • 9 1/4" Height • 12'0" Length



MD 1941
• 2 1/2" Projection • 10" Height • 12'0" Length



MD 1015
• 4 1/4" Projection • 9 3/8" Height • 12'0" Length



MD 1842
• 3 5/8" Projection • 16 1/2" Height • 12'0" Length



MD 1856
• 2 1/4" Projection • 7" Height • 12'0" Length



MD 1753
• 5 3/4" Projection • 23" Height • 12'0" Length

See pages 270-273 for moulding installation instructions.



MOULDINGS

NOTICE :

SPECTIS ADHESIVE MUST BE USED ON ALL BEDDING/BUTT JOINTS.



MD 1800
• 3 3/8" Projection • 25" Height • 12'0" Length



MD 1898
• 4 3/8" Projection • 4 1/4" Height • 12'0" Length



MD 1430
• 4 1/2" Projection • 5 3/8" Height • 12'0" Length



MD 1006
• 5" Projection • 14" Height • 12'0" Length



MD 1576
• 3" Projection • 6" Height • 12'0" Length



MD 1281
• 8" Projection • 12" Height • 12'0" Length



MD 1761
• 3 1/2" Projection • 6" Height • 12'0" Length



MD 1792
• 3 3/4" Projection • 4 1/2" Height • 12'0" Length



MD 1262
• 3 1/2" Projection • 7 1/2" Height • 12'0" Length



MD 1142
• 6" Projection • 7" Height • 12'0" Length



MD 1763
• 3 3/4" Projection • 8 1/4" Height • 12'0" Length

1 • 8 0 0 • 6 8 5 • 9 9 8 1





MD 1579
• 5 3/8" Projection • 7 3/4" Height • 12'0" Length



MD 1162
• 9" Projection • 12 1/4" Height • 12'0" Length



MD 1161 • 6" Projection • 9 1/4" Height • 12'0" Length
MD 1161FS • FOSSIL STONE



MD 1163
• 12" Projection • 12 1/4" Height • 12'0" Length



MD 1566
• 6" Projection • 7 1/2" Height • 12'0" Length



MD 1366
• 4 1/8" Projection • 4 1/8" Height • 12'0" Length



MD 1708
• 7 1/8" Projection • 12" Height • 12'0" Length



MD 1571
• 6 3/4" Projection • 6 3/4" Height • 12'0" Length



MD 1714
• 2 5/8" Projection • 4 3/4" Height • 12'0" Length



MD 1750
• 5 1/4" Projection • 6 5/8" Height • 12'0" Length



MD 1593
• 6 1/4" Projection • 7 5/8" Height • 12'0" Length



MD 1572
• 6 3/4" Projection • 8 9/16" Height • 12'0" Length

www.spectis.com

See pages 270-273 for moulding installation instructions.



MOULDINGS

NOTICE :

SPECTIS ADHESIVE MUST BE USED ON ALL BEDDING/BUTT JOINTS.



Photo above illustrates the use of Spectis moulding MD 1029 and custom corner block.



MD 1164
• 5 5/8" Projection • 10" Height • 12'0" Length



MD 1181
• 4" Projection • 4" Height • 12'0" Length



MD 1464
• 2 5/8" Projection • 2 3/4" Height • 12'0" Length



MD 1180
• 8 3/4" Projection • 8 3/4" Height • 12'0" Length



MD 1725
• 3 1/2" Projection • 3 1/2" Height • 12'0" Length



MD 1463
• 3" Projection • 3" Height • 12'0" Length



MD 1869
• 3 7/16" Projection • 3 7/16" Height • 12'0" Length



MD 1890
• 6 1/2" Projection • 7" Height • 12'0" Length



MD 1567
• 4 1/2" Projection • 5 1/2" Height • 12'0" Length



MD 1704
• 6" Projection • 7" Height • 12'0" Length



MD 1041
• 13" Projection • 10" Height • 10'0" Length

1 • 8 0 0 • 6 8 5 • 9 9 8 1





MD 1551
• 18″ Projection • 15″ Height • 12′0″ Length

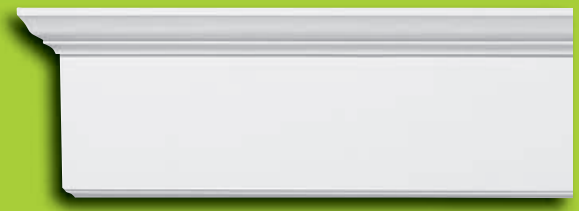

MD 1231
• 2 3/8″ Projection • 7 3/4″ Height • 12′0″ Length



MD 1773
• 7 7/8″ Projection • 7 7/8″ Height • 12′0″ Length



MD 1009
• 5 3/4″ Projection • 8″ Height • 12′0″ Length



MD 1552
• 9″ Projection • 8″ Height • 12′0″ Length



MD 1419
• 10 1/2″ Projection • 14 1/2″ Height • 12′0″ Length



MD 1113
• 3 1/2″ Projection • 4″ Height • 12′0″ Length



MD 1236
• 4 1/4″ Projection • 10 1/16″ Height • 12′0″ Length



MD 1171
• 2 1/8″ Projection • 3 3/8″ Height • 12′0″ Length



MD 1665
• 11″ Projection • 13 1/4″ Height • 12′0″ Length



MD 1042
• 5 5/8″ Projection • 10 1/4″ Height • 12′0″ Length

See pages 270-273 for moulding installation instructions.



MOULDINGS

NOTICE :

SPECTIS ADHESIVE MUST BE USED ON ALL BEDDING/BUTT JOINTS.



MD 1663
• 6″ Projection • 23″ Height • 12′0″ Length



MD 1410
• 7″ Projection • 16 1/2″ Height • 12′0″ Length



MD 1887
• 3 1/2" Projection • 11 3/8" Height • 12'0" Length



MD 1066
• 4 1/2″ Projection • 12″ Height • 12′0″ Length



MD 1054
• 6 3/4″ Projection • 12″ Height • 12′0″ Length



MD 1928
• 2 7/8" Projection • 6 3/8" Height • 12'0" Length



MD 1799
• 5 5/8" Projection • 12 3/16" Height • 12'0" Length



MD 1097
• 7 1/4″ Projection • 12 1/2″ Height • 12′0″ Length



MD 1681
• 17 1/8″ Projection • 22 5/8″ Height • 12′0″ Length



MD 1098
• 9 1/2″ Projection • 15 1/2″ Height • 12′0″ Length

1 • 8 0 0 • 6 8 5 • 9 9 8 1





Photo above illustrates the use of Spectis moulding MD 1012 applied flat.



MD 1968
• 2 3/4" Projection • 10 1/16" Height • 12'0" Length



MD 1178
• 8" Projection • 11 3/4" Height • 12'0" Length



MD 1005
• 5" Projection • 10" Height • 12'0" Length



MD 1570
• 2 3/4" Projection • 10 13/16" Height • 12'0" Length



MD 1664
• 3 3/4" Projection • 4 9/16" Height • 12'0" Length



MD 1569
• 2 1/2" Projection • 15 1/4" Height • 12'0" Length



MD 1280
• 19 3/4" Projection • 15 1/4" Height • 12'0" Length

FINISHING

All Spectis' products are shipped "double primed" with an exterior grade latex paint and are ready for use. We recommend final finishing after installation is complete for the most consistent appearance possible. Please see "finishing" recommendations (on page 267) for more information.



www.spectis.com

See pages 270-273 for moulding installation instructions.



MOULDINGS

NOTICE :

SPECTIS ADHESIVE MUST BE USED ON ALL BEDDING/BUTT JOINTS.



Photo above illustrates the use of these Spectis products: moulding MD 1063, shutters, window & door treatments.



MD 1722
• 5 1/8" Projection • 4 1/2" Height • 11'7" Length



MD 1563
• 6 1/4" Projection • 6 1/2" Height • 12'0" Length



MD 1916
• 6 7/16" Projection • 7 5/16" Height • 12'0" Length



MD 1917
• 6 1/2" Projection • 8 1/8" Height • 12'0" Length



MD 1234
• 4 3/4" Projection • 4 1/2" Height • 12'0" Length



MD 1413
• 8 1/2" Projection • 7 1/4" Height • 12'0" Length



MD 1342
• 5 1/16" Projection • 5" Height • 12'0" Length



MD 1927
• 7 1/4" Projection • 9 1/8" Height • 12'0" Length



MD 1101
• 5 7/8" Projection • 9 7/8" Height • 12'0" Length

1 • 8 0 0 • 6 8 5 • 9 9 8 1





MD 1861
• 5" Projection • 12" Height • 12'0" Length



MD 1834
• 12 1/16" Projection • 12" Height • 12'0" Length



MD 1795
• 12 1/2" Projection • 15" Height • 12'0" Length



MD 1562
• 10" Projection • 13" Height • 12'0" Length



MD 1017
• 8 1/4" Projection • 13 5/8" Height • 12'0" Length



MD 1611
• 11 5/16" Projection • 14 3/4" Height • 12'0" Length



MD 1437
• 8 7/8" Projection • 9 1/2" Height • 12'0" Length



MD 1500
12" Projection • 22" Height • 12'0" Length

www.spectis.com

See pages 270-273 for moulding installation instructions.



MOULDINGS

NOTICE :

SPECTIS ADHESIVE MUST BE USED ON ALL BEDDING/BUTT JOINTS.



MD 1330
• 3/4" Projection • 3 1/2" Height • 8'0" Length



MD 1369
• 7/8" Projection • 3" Height • 12'0" Length



MD 1322
• 1 1/8" Projection • 3 3/4" Height • 12'0" Length



MD 1326
• 1 5/16" Projection • 4 1/2" Height • 12' Length



MD 1809
• 1/2" Projection • 1 5/8" Height • 12'0" Length



MD 1343
• 1" Projection • 2 3/8" Height • 12'0" Length



MD 1284
• 1 3/16" Projection • 5" Height • 12'0" Length
MD 1284FS
• FOSSIL STONE



MD 1574
• 1 3/4" Projection • 7 1/4" Height • 12'0" Length
MD 1575
• 1 3/4" Projection • 5 1/2" Height • 12'0" Length



MD 1647CF
• 5" Projection • 6" Height • 12'0" Length • CONCRETE FINISH



MD 1674
• 5 9/16" Projection • 5 3/8" Height • 12'0" Length



MD 1544
• 5" Projection • 10" Height • 10'0" Length



MD 1548
• 2 3/4" Projection • 8 3/8" Height • 10'0" Length



MD 1549
• 3" Projection • 8" Height • 12'0" Length

1 • 8 0 0 • 6 8 5 • 9 9 8 1





MD 1850
• 1 1/8" Projection • 3" Height • 12'0" Length



MD 1071
• 1 1/16" Projection • 3 3/8" Height • 12'0" Length



MD 1492
• 1 3/4" Projection • 5 11/16" Height • 12'0" Length



MD 1144
• 1 3/4" Projection • 5 1/2" Height • 12'0" Length



MD 1678
• 3 1/8" Projection • 7 7/8" Height • 12'0" Length



MD 1198
• 1 3/4" Projection • 6" Height • 12'0" Length



MD 1272
• 1 1/8" Projection • 3 1/2" Height • 12'0" Length



MD 1604
• 3/4" Projection • 3 5/8" Height • 12'0" Length



MD 1379
• 1 5/8" Projection • 3 3/8" Height • 12'0" Length



MD 1581
• 2" Projection • 2 7/8" Height • 12'0" Length



MD 1622FS
• 2 1/2" Projection • 4 1/2" Height • 12'0" Length
• FOSSIL STONE



MD 1078
• 1 1/2" Projection • 3 1/2" Height • 12'0" Length



MD 1623
• 1 7/8" Projection • 4 1/4" Height • 12'0" Length

See pages 270-273 for moulding installation instructions.



MOULDINGS

NOTICE :

SPECTIS ADHESIVE MUST BE USED ON ALL BEDDING/BUTT JOINTS.



MD 1934
• 2 7/8" Projection • 7 3/4" Height • 12'0" Length



MD 1068
• 1 3/8" Projection • 4 1/4" Height • 12'0" Length



MD 1654
•2 1/8" Projection • 5 1/2" Height • 12'0" Length



MD 1025
• 1 5/8" Projection • 5 1/2" Height • 12'0" Length



MD 1635
• 2 1/4" Projection • 7" Height • 12'0" Length



MD 1700
• 1 1/2" Projection • 5 1/2" Height • 12'0" Length



MD 1422
• 2" Projection • 8 3/4" Height • 12'0" Length



MD 1083
• 3 3/8" Projection • 9 1/8" Height • 12'0" Length



MD 1394
• 3" Projection • 7" Height • 14'0" Length



MD 1757
• 3" Projection • 8" Height • 12'0" Length



MD 1479
• 3" Projection • 6" Height • 12'0" Length



MD 1718
• 10" Projection • 10" Height • 12'0" Length

1 • 8 0 0 • 6 8 5 • 9 9 8 1





MD 1719
• 16″ Projection • 16″ Height • 12′0″ Length



MD 1905
• 4" Projection • 6" Height • 12'0" Length



MD 1720
• 10″ Projection • 11 1/2″ Height • 12′0″ Length



MD 1656
• 3″ Projection • 8″ Height • 12′0″ Length



MD 1721
• 11 1/4″ Projection • 11 1/4″ Height • 12′0″ Length



MD 1906
• 4 1/2" Projection • 10" Height • 12'0" Length



MD 1897
• 7" Projection • 12" Height • 12'0" Length



MD 1655
• 3 3/4″ Projection • 12″ Height • 12′0″ Length



MD 1723
• 17 1/2″ Projection • 17 1/2″ Height • 12′0″ Length



MD 1302
• 3 1/4″ Projection • 10 3/4″ Height • 12′0″ Length



MD 1300
• 2 3/4″ Projection • 8 3/8″ Height • 12′0″ Length



MD 1734
• 4″ Projection • 11 1/4″ Height • 10′0″ Length

See pages 270-273 for moulding installation instructions.



MOULDINGS

NOTICE :

SPECTIS ADHESIVE MUST BE USED ON ALL BEDDING/BUTT JOINTS.



MD 1499
• 4 1/2" Projection • 12" Height • 12'0" Length



MD 1004
• 3 1/2" Projection • 12 3/4" Height • 12'0" Length



MD 1791
• 5 1/2" Projection • 17" Height • 12'0" Length



MD 1420
• 5" Projection • 13 1/8" Height • 12'0" Length



MD 1772
• 1 1/2" Projection • 8" Height • 12'0" Length



MD 1452
• 1 1/2" Projection • 12" Height • 12'0" Length



MD 1837
• 2" Projection • 22" Height • 12'0" Length



MD 1468
• 3 1/4" Projection • 16 1/4" Height • 12'0" Length



MD 1732
• 4" Projection • 20" Height • 12'0" Length



MD 1730
• 4" Projection • 16" Height • 12'0" Length



MD 1881
• 2 15/16" Projection • 16 1/4" Height • 12'0" Length

1 • 8 0 0 • 6 8 5 • 9 9 8 1





MD 1755
• 3 1/2" Projection • 12 1/4" Height • 12'0" Length



MD 1046
• 3" Projection • 19" Height • 8'0" Length



MD 1819
• 3 3/4" Projection • 6" Height • 12'0" Length



MD 1926
• 4 3/16" Projection • 6 1/16" Height • 12'0" Length



MD 1818
• 5" Projection • 7 1/2" Height • 12'0" Length



MD 1921
• 5 9/16" Projection • 8 5/8" Height • 12'0" Length



MD 1095
• 4" Projection • 15" Height • 12'0" Length



MD 1099
• 8 1/4" Projection • 11 1/4" Height • 12'0" Length



MD 1731
• 4" Projection • 12" Height • 12'0" Length



MD 1743
• 9 15/16" Projection • 10 1/8" Height • 12'0" Length



MD 1966
• 1 1/4" Projection • 7" Height • 12'0" Length



MD 1251
• 9 1/2" Projection • 11 1/4" Height • 12'0" Length

www.spectis.com

See pages 270-273 for moulding installation instructions.



MOULDINGS

NOTICE :

SPECTIS ADHESIVE MUST BE USED ON ALL BEDDING/BUTT JOINTS.



MD 1555
• 4 1/2" Projection • 7 1/2" Height • 12'0" Length



MD 1853
• 10 3/8" Projection • 28 1/16" Height • 12'0" Length



MD 1411
• 4 5/8" Projection • 12 3/8" Height • 12'0" Length



MD 1345
• 12" Projection • 30" Height • 12'0" Length
• Assembled Moulding



MD 1448
• 6" Projection • 12" Height • 12'0" Length



MD 1838
• 12" Projection • 16 1/2" Height • 12'0" Length



MD 1263
• 4 1/4" Projection • 16 1/8" Height • 11'0" Length



MD 1192
• 9" Projection • 19 1/8" Height • 12'0" Length
• Assembled Moulding



MD 1389
• 4 1/2" Projection • 24" Height • 12'0" Length

1 • 8 0 0 • 6 8 5 • 9 9 8 1



Photo above illustrates the use of Spectis moulding MD 1461 and MD 1024.



MD 1630
• 2″ Projection • 6″ Height • 12′0″ Length



MD 1386
• 2 3/8″ Projection • 1 5/16″ Height • 12′0″ Length



MD 1387
• 1 5/8″ Projection • 1 1/2″ Height • 12′0″ Length



MD 1027
• 1 1/2″ Projection • 4 9/16″ Height • 10′0″ Length
• Window Sill Moulding



MD 1407
• 1 1/2″ Projection • 4″ Height • 12′0″ Length



MD 1002
• 1 1/2″ Projection • 6 3/4″ Height • 10′0″ Length
• Window Sill Moulding



MD 1738
• 10″ Projection • 3″ Height • 12′0″ Length



MD 1839
• 1" Projection • 2" Height • 12'0" Length



MD 1219
• 9 5/8″ Projection • 3 1/2″ Height • 12′0″ Length



MD 1840
• 1 1/2" Projection • 4" Height • 12'0" Length



MD 1632
• 5″ Projection • 8 3/4″ Height • 12′0″ Length

See pages 270-273 for moulding installation instructions.



MOULDINGS

NOTICE :

SPECTIS ADHESIVE MUST BE USED ON ALL BEDDING/BUTT JOINTS.



MD 1943
• 1 5/8" Projection • 2 1/8" Height • 12'0" Length



MD 1827
• 2" Projection • 3" Height • 12'0" Length



MD 1079
• 3" Projection • 2 3/8" Height • 12'0" Length



MD 1899
• 6" Projection • 3" Height • 12'0" Length



MD 1776CF
• 7" Projection • 3" Height • 12'0" Length • **CONCRETE FINISH**



MD 1777CF
• 7" Projection • 3" Height • 12'0" Length • **CONCRETE FINISH**



MD 1880
• 1" Projection • 1 3/4" Height • 12'0" Length



MD 1462
• 1 1/4" Projection • 3 5/16" Height • 12'0" Length



MD 1338
• 1 3/8" Projection • 1 3/8" Height • 12'0" Length



MD 1952
• 1" Projection • 2 1/2" Height • 12'0" Length



MD 1648
• 2" Projection • 2 7/8" Height • 12'0" Length

MD 1649
• 1 1/2" Projection • 2 1/4" Height • 8'0" Length



MD 1907
• 3 3/4" Projection • 3 3/4" Height • 12'0" Length



MD 1908
• 6" Projection • 5 1/2" Height • 12'0" Length



MD 1159
• 4" Projection • 4" Height • 12'0" Length

1 • 8 0 0 • 6 8 5 • 9 9 8 1





MD 1211
• 5 1/2" Projection • 7 3/4" Height • 12'0" Length



MD 1801
• 4" Projection • 5" Height • 12'0" Length



MD 1405
• 1 7/8" Projection • 3" Height • 12'0" Length



MD 1509RS
• 3 1/2" Projection • 16" Height • 12'1/2" Length
• ROUGH SAWN



MD 1013
• 2 3/8" Projection • 4 3/4" Height • 13'0" Length



MD 1629
• 3" Projection • 4 1/2" Height • 12'0" Length



MD 1900
• 3 1/4" Projection • 4" Height • 12'0" Length



MD 1352
• 2" Projection • 5 1/4" Height • 12'0" Length



MD 1268
• 4" Projection • 4 1/4" Height • 12'0" Length



MD 1802
• 2 1/2" Projection • 9" Height • 12'0" Length



MD 1949
• 4 1/2" Projection • 4" Height • 12'0" Length



MD 1169
• 2 1/2" Projection • 4 1/2" Height • 12'0" Length



MD 1607
• 2 1/4" Projection • 5" Height • 13'0" Length

See pages 270-273 for moulding installation instructions.



MOULDINGS

NOTICE :

SPECTIS ADHESIVE MUST BE USED ON ALL BEDDING/BUTT JOINTS.



MD 1650
MD 1650CF
• 7 1/2" Projection • 9 1/2" Height • 12'0" Length
• CONCRETE FINISH



MD 1660
• 7 1/2" Projection • 11 5/8" Height • 12'0" Length



MD 1514
• 11 1/4" Projection • 15 1/2" Height • 12'0" Length



MD 1699
• 4" Projection • 3 3/8" Height • 12'0" Length



MD 1474
• 4" Projection • 4 1/2" Height • 12'0" Length



MD 1628
• 3 1/2" Projection • 6 1/2" Height • 12'0" Length



MD 1518
• 4 3/4" Projection • 4 3/4" Height • 12'0" Length



MD 1388
• 4" Projection • 5" Height • 12'0" Length



MD 1175B
• 4 3/4" Projection • 8 1/4" Height • 12'0" Length



MD 1715
• 2 1/2" Projection • 10 3/8" Height • 12'0" Length



MD 1585
• 2 1/16" Projection • 15 13/16" Height • 12'0" Length



MD 1758
• 2" Projection • 8" Height • 12'0" Length



MD 1553
• 10 7/16" Projection • 14 5/16" Height • 12'0" Length

1 • 8 0 0 • 6 8 5 • 9 9 8 1



Photo above illustrates the use of Spectis custom mouldings and pilasters.



MD 1286
• 3 1/2" Projection • 5 3/8" Height • 12'0" Length



MD 1512
• 5" Projection • 6 3/8" Height • 12'0" Length



MD 1759
• 6" Projection • 6 1/2" Height • 12'0" Length



MD 1962
• 6" Projection • 6" Height • 12'0" Length



MD 1034
• 6 1/2" Projection • 8" Height • 12'0" Length



MD 1034CF
• 6 1/2" Projection • 8" Height • 12'0" Length
• CONCRETE FINISH



MD 1956
• 6 7/16" Projection • 8 1/16" Height • 12'0" Length



MD 1711
• 6" Projection • 12 1/2" Height • 12'0" Length



MD 1094
• 5 3/8" Projection • 8 1/8" Height • 12'0" Length

www.spectis.com

See pages 270-273 for moulding installation instructions.



MOULDINGS

NOTICE :

SPECTIS ADHESIVE MUST BE USED ON ALL BEDDING/BUTT JOINTS.



MD 1882
• 5 1/4" Projection • 8 5/8" Height • 12'0" Length



MD 1202
• 5 3/4" Projection • 8 3/4" Height • 12'0" Length



MD 1232
• 4 1/8" Projection • 9" Height • 12'0" Length



MD 1631
• 7 1/2" Projection • 10" Height • 8'0" Length



MD 1184
• 10 1/2" Projection • 13 3/4" Height • 12'0" Length



MD 1511
• 3/4" Projection • 1 3/4" Height • 6'6" Length

Smooth Board

• Flat Board Custom Sizes Available
• 1" Projection • 12'0" Length

MD 1011 - 1
• 1" Height
MD 1011 - 2
• 2" Height
MD 1011 - 2.125
• 2 1/8" Height
MD 1011 - 2.25
• 2 1/4" Height
MD 1011 - 2.5
• 2 1/2" Height
MD 1011 - 3
• 3" Height
MD 1011 - 3.5
• 3 1/2" Height
MD 1011 - 4
• 4" Height
MD 1011 - 5 [2]
• 5" Height
MD 1011 - 5.5
• 5 1/2" Height
MD 1011 - 6 [1, 3, 5]
• 6" Height
MD 1011 - 7
• 7" Height
MD 1011 - 7.25 [3]
• 7 1/4" Height
MD 1011 - 7.5 [3]
• 7 1/2" Height
MD 1011 - 8 [1, 3]
• 8" Height
MD 1011 - 9
• 9" Height
MD 1011 - 9.125 [3]
• 9 1/8" Height
MD 1011 - 9.5
• 9 1/2" Height
MD 1011 - 10 [5]
• 10" Height
MD 1011 - 11.5
• 11 1/2" Height
MD 1011 - 12 [2]
• 12" Height
MD 1011 - 13.5
• 13 1/2" Height
MD 1011 - 14 [3]
• 14" Height
MD 1011 - 16
• 16" Height
MD 1011 - 18
• 18" Height
MD 1011 - 21
• 21" Height
MD 1011 - 25 [2, 4]
• 25" Height
MD 1011 - 36
• 36" Height
• 8' Length

CUSTOM SIZE PVC BOARDS AVAILABLE 1/2" OR 1" THICK

• Flat Board Custom Sizes Available
• 3/4" Projection • 12'0" Length

MD 1114 - 3
• 3" Height
MD 1114 - 3.5
• 3 1/2" Height
MD 1114 - 4
• 4" Height
MD 1114 - 4.75
• 4 3/4" Height
MD 1114 - 5
• 5" Height
MD 1114 - 5.25
• 5 1/4" Height
MD 1114 - 5.5
• 5 1/2" Height
MD 1114 - 6 [1]
• 6" Height
MD 1114 - 7
• 7" Height
MD 1114 - 7.25
• 7 1/4" Height
MD 1114 - 7.5
• 7 1/2" Height
MD 1114 - 8 [1]
• 8" Height
MD 1114 - 10
• 10" Height
MD 1114 - 11
• 11" Height
MD 1114 - 12
• 12" Height
MD 1114 - 14
• 14" Height
MD 1114 - 15.5
• 15 1/2" Height

1 – Also available in Rough Sawn (woodtone color)
2 – Also available in Fossil Stone
3 – Also available in Weathered Cedar (woodtone color)
4 – Also available in Woodgrain (woodtone color)
5 – Also available in Pecky Cypress (woodtone color)

1 • 8 0 0 • 6 8 5 • 9 9 8 1





MD 1709
• 4″ Projection • 4″ Height • 12′0″ Length



MD 1481
• 3″ Projection • 3″ Height • 12′0″ Length



MD 1798
• 2 1/2″ Projection • 2 1/2″ Height • 12′0″ Length



MD 1634
• 1 3/8″ Projection • 5″ Height • 12′0″ Length



MD 1559
• 1 3/4″ Projection • 10 1/2″ Height • 12′0″ Length



• 1/2″ Projection • 12′0″ Length

MD 1443-4.5CF
• 4.5″ Height
• CONCRETE FINISH

MD 1443-5.5CF
• 5.5″ Height

MD 1443-7.5CF
• 7.5″ Height



MD 1254
• 1 3/8″ Projection • 2″ Height • 12′0″ Length



MD 1090
• 1″ Projection • 4″ Height • 13′0″ Length



MD 1051
• 1 1/4″ Projection • 5″ Height • 12′0″ Length



• 1 1/2″ Projection • 12′0″ Length

MD 1108-3
• 3″ Height

MD 1108-3.5
• 3 1/2″ Height

MD 1108-5
• 5″ Height

MD 1108-5.5
• 5 1/2″ Height

MD 1108-6
• 6″ Height

MD 1108-7.5
• 7 1/2″ Height

MD 1108-9.5
• 9 1/2″ Height

MD 1108-12
• 12″ Height

MD 1108-13.5
• 13 1/2″ Height

MD 1108-16
• 16″ Height

MD 1108-6RS
• 6″ Height
• ROUGH SAWN

MD 1108-8RS
• 8″ Height
• ROUGH SAWN

ROUGH SAWN



MD 1510
• 1 3/4″ Projection • 7 1/2″ Height • 12′0″ Length



MD 1188
• 1 1/2″ Projection • 8 1/2″ Height • 12′0″ Length

See pages 270-273 for moulding installation instructions.



MOULDINGS

NOTICE :

SPECTIS ADHESIVE MUST BE USED ON ALL BEDDING/BUTT JOINTS.



MD 1190
• 1" Projection • 12" Height • 12'0" Length



• 2" Projection • 12'0" Length

MD 1165 - 2.5
• 2 1/2" Height
• 8' Length

MD 1165 - 4
• 4" Height

MD 1165 - 4.5
• 4 1/2" Height

MD 1165 - 6
• 6" Height

MD 1165 - 8
• 8" Height

MD 1165 - 11.25
• 11 1/4" Height
• 8' Length

MD 1165 - 12
• 12" Height



MD 1166
• 1 1/8" Projection • 4 1/2" Height • 10'0" Length



MD 1698
• 1 1/2" Projection • 4" Height • 12'0" Length



MD 1554
• 1 1/8" Projection • 6 13/16" Height • 12'0" Length



MD 1318
• 3/4" Projection • 3 1/4" Height • 12'0" Length



MD 1637
• 1/2" Projection • 4 7/8" Height • 12'0" Length



MD 1167
• 1 1/8" Projection • 5 1/2" Height • 10'0" Length



MD 1048
• 1 3/4" Projection • 7" Height • 12'0" Length



MD 1683
• 1 3/4" Projection • 12" Height • 12'0" Length



MD 1963
• 1 3/4" Projection • 13 1/2" Height • 12'0" Length



MD 1244
• 1 1/4" Projection • 11" Height • 12'0" Length



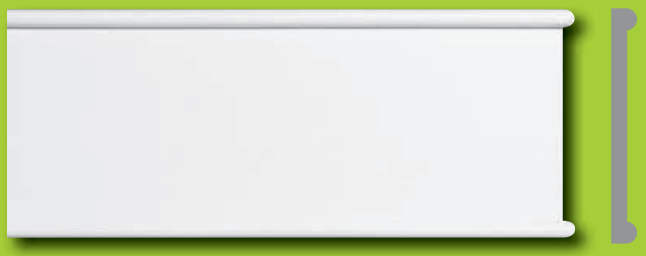

MD 1435
• 1 5/8" Projection • 14 3/4" Height • 12'0" Length



MD 1641
• 1 3/16" Projection • 3 3/4" Height • 12'0" Length



MD 1849
• 1 1/16" Projection • 4" Height • 12'0" Length



MD 1439
• 1 5/8" Projection • 6 3/4" Height • 12'0" Length



MD 1640
• 1 5/8" Projection • 8" Height • 12'0" Length



MD 1049
• 1 3/4" Projection • 18" Height • 12'0" Length



MD 1256
• 3/4" Projection • 4" Height • 12'0" Length



MD 1085
• 1" Projection • 7 1/2" Height • 12'0" Length



MD 1877
• 9/16" Projection • 2 11/16" Height • 10'0" Length



MD 1172
• 9/16" Projection • 3" Height • 12'0" Length

MD 1172FS
• FOSSIL STONE



MD 1680
• 1" Projection • 4" Height • 12'0" Length
• Moulding matches RAL2105B



MD 1503
• 1" Projection • 7 1/2" Height • 12'0" Length
• Moulding matches RAL 2100B

www.spectis.com

See pages 270-273 for moulding installation instructions.



MOULDINGS

NOTICE :

SPECTIS ADHESIVE MUST BE USED ON ALL BEDDING/BUTT JOINTS.



MD 1173
• 1/2" Projection • 6" Height • 12'0" Length



MD 1540
• 2 1/16" Projection • 16 3/4" Height • 12'0" Length



MD 1257
• 3/4" Projection • 3 1/4" Height • 12'0" Length



MD 1170
• 5/8" Projection • 5 1/4" Height • 12'0" Length



MD 1744
• 1 1/16" Projection • 3 15/16" Height • 12'0" Length



MD 1486
• 1 1/16" Projection • 6" Height • 12'0" Length



MD 1495
• 3/4" Projection • 3 3/8" Height • 12'0" Length



MD 1135
• 1 1/8" Projection • 6" Height • 12'0" Length



MD 1325
• 5/8" Projection • 5" Height • 8'0" Length



MD 1645CF
• 3/4" Projection • 8" Height • 12'0" Length • **CONCRETE FINISH**



MD 1944
• 7/16" Projection • 6" Height • 12'0" Length



MD 1831
• 1 1/8" Projection • 11 1/4" Height • 12'0" Length

1 • 8 0 0 • 6 8 5 • 9 9 8 1





MD 1505
• 1" Projection • 13 1/8" Height • 12'0" Length

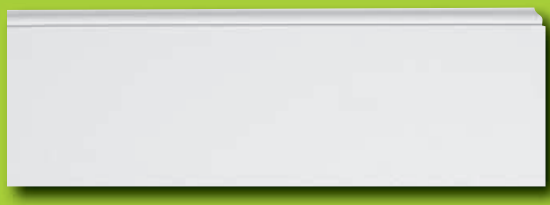

MD 1301
• 7/8" Projection • 9 5/8" Height • 12'0" Length



MD 1910
• 3/4" Projection • 5" Height • 12'0" Length



MD 1033
• 3/4" Projection • 7 1/2" Height • 12'0" Length



MD 1783
• 7/8" Projection • 14" Height • 12'0" Length



MD 1380WG
• 3/4" Projection • 5" Height • 12'0" Length
• WOODGRAIN • WOODTONE COLOUR



MD 1016
• 1 1/2" Projection • 10" Height • 12'0" Length



MD 1587
• 3/4" Projection • 7" Height • 12'0" Length



MD 1365
• 2 1/2" Projection • 10" Height • 12'0" Length



MD 1677
• 1 1/16" Projection • 13 5/16" Height • 12'0" Length



MD 1023
• 3/4" Projection • 14" Height • 12'0" Length

See pages 270-273 for moulding installation instructions.



MOULDINGS

NOTICE :

SPECTIS ADHESIVE MUST BE USED ON ALL BEDDING/BUTT JOINTS.



MD 1625
• 2 5/8″ Projection • 19″ Height • 12′0″ Length



MD 1820
• 3 1/8" Projection • 8 1/4" Height • 12'0" Length



MD 1363
• 1 3/8″ Projection • 8 3/4″ Height • 12′0″ Length



MD 1476
• 1 3/8″ Projection • 10 3/4″ Height • 12′0″ Length



MD 1506
• 1 3/4″ Projection • 5 1/2″ Height • 12′0″ Length



MD 1957
• 1 7/8" Projection • 8 3/8" Height • 12'0" Length



MD 1475
• 1 5/8″ Projection • 14 3/4″ Height • 12′0″ Length



MD 1591
• 7/8″ Projection • 3 1/8″ Height • 12′0″ Length
• Moulding matches RAL 2104B



MD 1752
• 1 1/2″ Projection • 18″ Height • 12′0″ Length



MD 1565
• 1 1/2″ Projection • 6″ Height • 12′0″ Length



MD 1030
• 1 1/2″ Projection • 5 1/2″ Height • 12′0″ Length



MD 1406
• 2″ Projection • 4 1/2″ Height • 12′0″ Length



MD 1524
• 3 3/8″ Projection • 5 1/2″ Height • 12′0″ Length

1 • 8 0 0 • 6 8 5 • 9 9 8 1





MD 1118
• 1 1/2" Projection • 8 1/2" Height • 12'0" Length



MD 1522
• 2 1/16" Projection • 10" Height • 12'0" Length



MD 1018
• 1 1/2" Projection • 9" Height • 12'0" Length



MD 1372
• 2 1/8" Projection • 13 3/8" Height • 12'0" Length

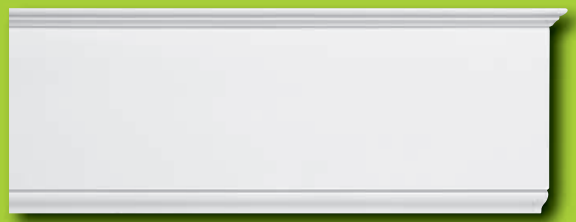

MD 1214
• 2 1/16" Projection • 14 1/2" Height • 12'0" Length



MD 1216
• 3 1/8" Projection • 16 5/8" Height • 12'0" Length



MD 1043
• 9/16" Projection • 1 1/8" Height • 10'0" Length



MD 1364
• 9/16" Projection • 1 1/8" Height • 8'0" Length



MD 1248
• 13/16" Projection • 3/4" Height • 12'0" Length



MD 1911
• 3/4" Projection • 1 1/4" Height • 12'0" Length



MD 1323
• 1 1/4" Projection • 1 1/2" Height • 12'0" Length



MD 1532
• 2" Projection • 3" Height • 12'0" Length



MD 1616
• 2 3/4" Projection • 2 9/16" Height • 12'0" Length



MD 1059
• 3/4" Projection • 1" Height • 10'0" Length



MD 1527
• 3/4" Projection • 1" Height • 12'0" Length

See pages 270-273 for moulding installation instructions.



MOULDINGS

NOTICE :

SPECTIS ADHESIVE MUST BE USED ON ALL BEDDING/BUTT JOINTS.



MD 1951
• 2 3/8" Projection • 2 3/4" Height • 12'0" Length



MD 1815
• 4 3/4" Projection • 4 1/4" Height • 12'0" Length



MD 1457
• 5 3/16" Projection • 4" Height • 12'0" Length



MD 1745
• 4 1/8" Projection • 6 3/8" Height • 12'0" Length



MD 1156
• 1 1/2" Projection • 1 5/8" Height • 12'0" Length



MD 1138
• 7/8" Projection • 1 3/4" Height • 12'0" Length



MD 1787
• 1 1/8" Projection • 2 3/8" Height • 12'0" Length



MD 1535
• 13/16" Projection • 1 5/8" Height • 12'0" Length



MD 1673
• 7/8" Projection • 2 3/16" Height • 12'0" Length



MD 1151
• 1 1/16" Projection • 2 1/2" Height • 12'0" Length



MD 1151 SPLIT
• 1 1/16" Projection • 1 3/16" Height • 12'0" Length



MD 1855
• 1 1/8" Projection • 1 7/16" Height • 12'0" Length



MD 1148
• 1 3/4" Projection • 1 3/4" Height • 12'0" Length



MD 1835
• 3 3/16" Projection • 3 1/4" Height • 12'0" Length



MD 1494
• 1" Projection • 1 1/4" Height • 12'0" Length



MD 1728
• 1" Projection • 1" Height • 12'0" Length



MD 1427
• 1 1/2" Projection • 1 7/8" Height • 12'0" Length

1 • 8 0 0 • 6 8 5 • 9 9 8 1





MD 1747
• 1 7/8" Projection • 2 1/4" Height • 12'0" Length



MD 1077
• 1 3/8" Projection • 1 7/8" Height • 12'0" Length



MD 1212
• 1 3/4" Projection • 2 1/8" Height • 12'0" Length



MD 1376
• 4" Projection • 4 1/4" Height • 12'0" Length



MD 1103
• 1 1/2" Projection • 2 3/8" Height • 12'0" Length



MD 1676
• 15/16" Projection • 1 3/8" Height • 10'0" Length



MD 1445
• 1 11/16" Projection • 2 1/8" Height • 12'0" Length



MD 1482
• 1 3/16" Projection • 1 3/4" Height • 12'0" Length



MD 1143
• 2 1/2" Projection • 2 3/4" Height • 12'0" Length



MD 1116
• 11/16" Projection • 1 3/8" Height • 8'0" Length



MD 1472
• 3/4" Projection • 1 5/8" Height • 12'0" Length



MD 1594
• 1" Projection • 2 1/2" Height • 12'0" Length



MD 1942
• 3/4" Projection • 1 1/4" Height • 12'0" Length



MD 1073
• 5/8" Projection • 1 1/2" Height • 12'0" Length



MD 1843
• 1 5/8" Projection • 2 1/8" Height • 12'0" Length

See pages 270-273 for moulding installation instructions.



MOULDINGS

NOTICE :

SPECTIS ADHESIVE MUST BE USED ON ALL BEDDING/BUTT JOINTS.



MD 1821
• 2" Projection • 3 3/4" Height • 12'0" Length



MD 1684
• 1 1/8" Projection • 2 1/8" Height • 12'0" Length



MD 1879
• 1 1/2" Projection • 5 1/2" Height • 12'0" Length



MD 1781
• 1 1/8" Projection • 2 1/2" Height • 12'0" Length



MD 1586
• 1 3/4" Projection • 3 1/2" Height • 12'0" Length



MD 1621FS
• 2 1/2" Projection • 5 1/2" Height • 12'0" Length
• FOSSIL STONE



MD 1513
• 1 3/4" Projection • 2 1/2" Height • 12'0" Length



MD 1746
• 2 3/4" Projection • 4" Height • 12'0" Length



MD 1378
• 9/16" Projection • 1" Height • 8'0" Length



MD 1589
• 1" Projection • 2 15/16" Height • 12'0" Length
• Moulding matches RAL 2110B



MD 1592
• 7/8" Projection • 3" Height • 12'0" Length
• Moulding matches RAL 2110T



MD 1830
• 2 1/2" Projection • 2 1/8" Height • 12'0" Length



MD 1303
• 2" Projection • 3" Height • 12'0" Length

1 • 8 0 0 • 6 8 5 • 9 9 8 1





MD 1822
• 3" Projection • 4" Height • 12'0" Length



MD 1483
• 1 1/8" Projection • 1 7/16" Height • 8'0" Length



MD 1425
• 3 7/16" Projection • 7 1/4" Height • 12'0" Length



MD 1153
• 1" Projection • 1 3/8" Height • 8'0" Length



MD 1383
• 2 1/8" Projection • 4 1/2" Height • 12'0" Length



MD 1785
• 3/4" Projection • 2" Height • 12'0" Length



MD 1748
• 3 1/2" Projection • 5 1/8" Height • 12'0" Length



MD 1133
• 1" Projection • 1 3/4" Height • 12'0" Length



MD 1069
• 1 1/4" Projection • 2" Height • 12'0" Length



MD 1561
• 3" Projection • 16" Height • 12'0" Length



MD 1844
• 1 1/4" Projection • 3" Height • 12'0" Length



MD 1568
• 4" Projection • 13 1/2" Height • 12'0" Length

See pages 270-273 for moulding installation instructions.



MOULDINGS

NOTICE :

SPECTIS ADHESIVE MUST BE USED ON ALL BEDDING/BUTT JOINTS.



MD 1050
• 2" Projection • 2" Height • 12'0" Length



MD 1119
• 2 1/2" Projection • 2 3/4" Height • 12'0" Length



MD 1766
• 1 7/8" Projection • 3 1/2" Height • 12'0" Length



MD 1306
• 2 1/2" Projection • 3 1/2" Height • 11'8" Length



MD 1884
• 1 13/16" Projection • 2 15/16" Height • 12'0" Length



MD 1619
• 1 1/2" Projection • 4 3/16" Height • 12'0" Length



MD 1765
• 2 1/2" Projection • 2 1/2" Height • 12'0" Length



MD 1883
• 3 1/4" Projection • 4" Height • 12'0" Length



MD 1203
• 4 3/8" Projection • 5 3/16" Height • 12'0" Length



MD 1124
• 3/4" Projection • 1 5/8" Height • 12'0" Length



MD 1124 SPLIT
• 3/4" Projection • 3/4" Height • 12'0" Length



MD 1695
• 3/4" Projection • 1 5/8" Height • 12'0" Length



MD 1695 SPLIT
• 3/4" Projection • 3/4" Height • 12'0" Length



MD 1703
• 5/8" Projection • 1 3/8" Height • 12'0" Length



MD 1703 SPLIT
• 5/8" Projection • 5/8" Height • 12'0" Length





MD 1131
• 1" Projection • 2 1/8" Height • 12'0" Length



MD 1131 SPLIT
• 1" Projection • 1" Height • 12'0" Length



MD 1811
• 1 1/4" Projection X 1 1/4" Height X 12'0" Length



MD 1529
• 1 3/4" Projection • 2 21/32" Height • 12'0" Length



MD 1121
• 5/8" Projection • 1 3/8" Height • 8'0" Length



MD 1121 SPLIT
• 5/8" Projection • 5/8" Height • 8'0" Length



MD 1136
• 9/16" Projection • 1 1/2" Height • 12'0" Length



MD 1136 SPLIT
• 9/16" Projection • 9/16" Height • 12'0" Length



MD 1498
• 1 1/4" Projection • 1 3/4" Height • 12'0" Length



MD 1270
• 5/8" Projection • 1 5/16" Height • 12'0" Length • 12" Repeat



MD 1516
• 1/2" Projection • 1" Height • 12'0" Length



MD 1450
• 11/16" Projection • 1 1/2" Height • 12'0" Length



MD 1037
• 3/4" Projection • 2" Height • 12'0" Length



MD 1134
• 1 1/4" Projection • 3 1/8" Height • 12'0" Length



MD 1620
• 2 3/4" Projection • 4 1/2" Height • 12'0" Length

www.spectis.com

See pages 270-273 for moulding installation instructions.



MOULDINGS

NOTICE :

SPECTIS ADHESIVE MUST BE USED ON ALL BEDDING/BUTT JOINTS.



MD 1687
• 3/4" Projection • 2 5/8" Height • 12'0" Length



MD 1127
• 1 1/2" Projection • 3 7/8" Height • 12'0" Length



MD 1127 SPLIT
• 1 1/2" Projection • 1 7/8" Height • 12'0" Length



MD 1224
• 1 7/8" Projection • 5 9/16" Height • 12'0" Length



MD 1590
• 1" Projection • 3 1/8" Height • 12'0" Length
• Moulding matches RAL 2104T



MD 1201SB
• Smooth • 1" Projection • 2 1/16" Height • 8'0" Length
MD 1201WG • WOOD GRAIN



MD 1337
• 3 1/8" Projection • 5 1/8" Height • 12'0" Length



MD 1238
• 7/8" Projection • 3" Height • 12'0" Length



MD 1442CF
• 1 11/16" Projection • 5" Height • 12'0" Length
• CONCRETE FINISH



MD 1644CF
• 2" Projection • 4" Height • 12'0" Length
• CONCRETE FINISH



MD 1444
• 1 3/8" Projection • 5" Height • 12'0" Length



MD 1530
• 3 3/16" Projection • 12 3/8" Height • 12'0" Length



MD 1273
• 1 3/4" Projection • 5" Height • 12'0" Length

1 • 8 0 0 • 6 8 5 • 9 9 8 1





MD 1485
• 3 1/8" Projection • 6 3/16" Height • 12'0" Length



MD 1667
• 5/8" Projection • 1 3/4" Height • 12'0" Length



MD 1816
• 1 1/2" Projection • 3 3/4" Height • 12'0" Length



MD 1453
• 2" Projection • 6" Height • 12'0" Length



MD 1596
• 1 1/2" Projection • 4 1/4" Height • 12'0" Length



MD 1597A
• 7 1/2" Projection • 1 1/8" Height • 12'0" Length

MD 1597B
• 1 3/8" Projection • 3 1/2" Height • 12'0" Length



MD 1606
• 3/4" Projection • 5 1/2" Height • 12'0" Length



MD 1595
• 1 5/8" Projection • 6 7/8" Height • 12'0" Length



MD 1933
• 2 3/8" Projection • 10 3/4" Height • 12'0" Length



MD 1458
• 1 7/8" Projection • 5 1/2" Height • 12'0" Length
• Moulding matches RAL 2100T



MD 1659
• 2 1/4" Projection • 8" Height • 12'0" Length
• Moulding matches RAL 2100T



MD 1560
• 3" Projection • 12" Height • 12'0" Length

See pages 270-273 for moulding installation instructions.



MOULDINGS

NOTICE :

SPECTIS ADHESIVE MUST BE USED ON ALL BEDDING/BUTT JOINTS.



MD 1669
• 3" Projection • 8 1/2" Height • 12'0" Length



MD 1459
• 2 1/16" Projection • 5 9/16" Height • 12'0" Length



MD 1915
• 2 3/8" Projection • 7 3/8" Height • 12'0" Length



MD 1317
•1 1/2" Projection • 4" Height • 12'0" Length



MD 1449
• 13/16" Projection • 3 3/4" Height • 12'0" Length



MD 1332
• 1 3/4" Projection • 6" Height • 12'0" Length



MD 1455
•1 1/8" Projection • 7" Height • 12'0" Length



MD 1913
•1 3/4" Projection • 12" Height • 12'0" Length



MD 1137
• 1 1/8" Projection • 2 1/4" Height • 12'0" Length



MD 1857
• 2" Projection • 2 5/8" Height • 12'0" Length



MD 1385
• 2 1/8" Projection • 2 1/16" Height • 12'0" Length



MD 1872
• 1 1/2" Projection • 3" Height • 12'0" Length



MD 1742
• 1 7/16" Projection • 5" Height • 12'0" Length

1 • 8 0 0 • 6 8 5 • 9 9 8 1





MD 1523
• 2 3/4" Projection • 6 1/2" Height • 12'0" Length



MD 1860
• 1/2" Projection • 2 1/8" Height • 10'0" Length



MD 1055
• 1/2" Projection • 1 5/8" Height • 12'0" Length



MD 1958
• 5/16" Projection • 2 3/16" Height • 12'0" Length



MD 1130
• 1/2" Projection • 2 5/8" Height • 8'0" Length



MD 1107
• 5/8" Projection • 1 5/8" Height • 10'0" Length



MD 1456
• 1 1/16" Projection • 5 1/2" Height • 12'0" Length
• Moulding matches RAL 2100T



MD 1852
• 3/4" Projection • 3 1/2" Height • 12'0" Length



MD 1146
• 3/4" Projection • 3" Height • 12'0" Length



MD 1770
• 11/16" Projection • 3 1/2" Height • 12'0" Length



MD 1128
• 3/4" Projection • 1 1/2" Height • 8'0" Length



MD 1377
• 1" Projection • 3 1/2" Height • 12'0" Length

www.spectis.com

See pages 270-273 for moulding installation instructions.



MOULDINGS

NOTICE :

SPECTIS ADHESIVE MUST BE USED ON ALL BEDDING/BUTT JOINTS.



MD 1088
• 7/8" Projection • 3 1/4" Height • 12'0" Length



MD 1854
• 1" Projection • 5" Height • 12'0" Length



MD 1290
• 1" Projection • 5 1/4" Height • 12'0" Length



MD 1538
• 1" Projection • 7 1/4" Height • 12'0" Length



MD 1283
• 3/4" Projection • 5 1/8" Height • 12'0" Length



MD 1381
• 1 1/8" Projection • 5" Height • 12'0" Length



MD 1912
• 7/8" Projection • 4" Height • 12'0" Length 3" Repeat



MD 1129
• 1 1/2" Projection • 6" Height • 5'0" Length • 4 3/8" Repeat



MD 1473
• 1 1/8" Projection • 3 1/4" Height • 12'0" Length



MD 1100
• 3 1/8" Projection • 5 1/4" Height • 12'0" Length • 4 3/16" Repeat



MD 1228
• 3/4" Projection • 3 7/8" Height • 12'0" Length



MD 1682
• 5" Projection • 4 1/4" Height • 12'0" Length



MD 1370
• 1 1/8" Projection • 5 3/4" Height • 12'0" Length

1 • 8 0 0 • 6 8 5 • 9 9 8 1





MD 1851
• 1" Projection • 3 11/16" Height • 12'0" Length



MD 1177
• 1 1/16" Projection • 6 3/16" Height • 12'0" Length



MD 1440
• 1 3/8" Projection • 3 1/2" Height • 12'0" Length



Photo above illustrates the use of Spectis blocks BL 2441 and Spectis moulding MD 1162 & MD 1163.



MD 1823
• 2" Projection • 7 1/2" Height • 12'0" Length



MD 1315
• 1 1/16" Projection • 4" Height • 12'0" Length
• Moulding matches RAL 2111B



MD 1093
• 3" Projection • 4" Height • 12'0" Length



MD 1339
• 3" Projection • 9" Height • 12'0" Length



MD 1806
• 1 1/4" Projection • 6" Height • 12'0" Length



MD 1304
• 1 1/8" Projection • 3 3/4" Height • 12'0" Length
• Moulding matches RAL 2111T



MD 1652
• 1 1/2" Projection • 7 1/2" Height • 12'0" Length



MD 1679
• 1" Projection • 3 3/4" Height • 12'0" Length
• Moulding matches RAL 2105T

See pages 270-273 for moulding installation instructions.



MOULDINGS

NOTICE :

SPECTIS ADHESIVE MUST BE USED ON ALL BEDDING/BUTT JOINTS.



Photo above illustrates the use of Spectis crown mouldings custom build up.



MD 1658
• 11 7/8" Projection • 10 3/4" Height • 12'0" Length



MD 1662
• 12 3/4" Projection • 12 1/8" Height • 12'0" Length



MD 1545
• 17" Projection • 12" Height • 12'0" Length



MD 1657
• 3" Projection • 4" Height • 12'0" Length



MD 1469
• 2 1/2" Projection • 3 1/2" Height • 12'0" Length



MD 1477
• 1/2" Projection • 13" Height • 12'0" Length
• Moulding matches RAL 2101T LID



MD 1470
• 1 3/4" Projection • 2 1/2" Height • 12'0" Length



MD 1778CF
• 3" Projection • 6" Height • 12'0" Length • **CONCRETE FINISH**



MD 1793
• 1 7/8" Projection • 20 3/4" Height • 12'0" Length

1 • 8 0 0 • 6 8 5 • 9 9 8 1





MD 1689RS • 12′0″ Length
• ROUGH SAWN • WOODTONE COLOUR

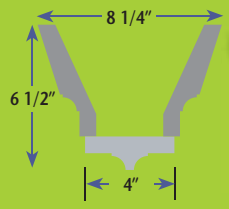



MD 1608 • 12′0″ Length



MD 1418 • 12′0″ Length

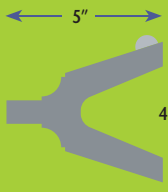



MD 1609 • 12′0″ Length



MD 1710 • 12′0″ Length



Photo above illustrates the use of Spectis custom crown mouldings and dentils.



MD 1779 • 12′0″ Length



MD 1278 • 12′0″ Length



MD 1282 • 12′0″ Length



MD 1279 • 12′0″ Length



MD 1431 • 12′0″ Length

See pages 270-273 for moulding installation instructions.



MOULDINGS

NOTICE :

SPECTIS ADHESIVE MUST BE USED ON ALL BEDDING/BUTT JOINTS.



MD 1480
3/8" Projection • 3/4" Height • 8'0" Length



MD 1176
5/8" Projection • 1 1/4" Height • 8'0" Length



MD 1122
• 5/8" Projection • 1 3/8" Height • 12'0" Length



MD 1122 SPLIT
• 5/8" Projection • 5/8" Height • 12'0" Length



MD 1393
1 1/8" Projection • 1 1/4" Height • 12'0" Length



MD 1220
• 1 1/2" Projection • 2" Height • 12'0" Length



MD 1145
• 1 1/4" Projection • 2 1/2" Height • 12'0" Length



MD 1249
• 1 1/2" Projection • 3" Height • 12'0" Length



MD 1353
•3/4" Projection • 1 3/8" Height • 12'0" Length



MD 1187
• 1 3/4" Projection • 3 1/2" Height • 12'0" Length



MD 1191
• 4" Projection • 4 1/2" Height • 12'0" Length



MD 1298
• 2 3/4" Projection • 5 1/2" Height • 12'0" Length



MD 1528
• 3" Projection • 5 3/4" Height • 12'0" Length



MD 1751
• 4 1/2" Projection • 6" Height • 12'0" Length



MD 1946
• 4" Projection • 4 1/2" Height • 12'0" Length



MD 1222 QUOIN
• 1 1/2" Projection
• 16" Width • 8'0" Length

1 • 8 0 0 • 6 8 5 • 9 9 8 1

SPECTIS™
MOULDERS INC.
Custom Polyurethane Products

NICHES





NICHES

NOTICE :

SPECTIS ADHESIVE MUST BE USED ON ALL BEDDING/BUTT JOINTS.

SPECTIS RESERVES THE RIGHT TO HOLLOW OUT THE BACK OF ANY PRODUCT WITHOUT NOTICE. SOME PRODUCTS MAY BE MADE AS ASSEMBLIES.



SMN 2500S
Stained Finish
WOOD GRAIN
Surface Mount



SMN 2501S
c/w Mirror
Stained Finish
WOOD GRAIN
Surface Mount



SMN 2502FW
Open Body
Flat White Finish
WOOD GRAIN
Surface Mount

SMN 2500FW
Flat White Finish
WOOD GRAIN
Surface Mount



SMN 2501FW
c/w Mirror
Flat White Finish
WOOD GRAIN
Surface Mount



SMN 2502S
Open Body
Stained Finish
WOOD GRAIN
Surface Mount



SURFACE MOUNT NICHES

SMN 2503
Flat White Finish
Surface Mount



Artfully Designed Accessories with Unlimited Possibilities . . .

Explore the exciting decorating options offered by these exceptional architectural accents by Spectis Moulders.

These niches are available in a variety of sizes and finishes to suit any decor. Their uses are practically limitless:

- In the living room for displaying priceless family photos currently stored away
- In the kids' room for the trophies and awards they worked so hard to earn
- In the bathroom for colourful towels, soaps, or baskets of potpourri
- Each niche is installed in only minutes using simple hand tools found in most homes

EASY TO INSTALL!







SURFACE MOUNT NICHES

	SMN 2500 SMN 2501 SMN 2502	SMN 2503
Height	40 1/2″	21″
Width	23 1/2″	14″
Shelf Width	24 3/4″	15″
Casing Projection	4″	3″
Shelf Projection	11″	6″
Body Depth	3″	2 1/2″
Wall Recess	—	—
Rough Opening	—	—





WN 2550SH
Flat White Finish
Recessed Mount



WN 2550
Flat White Finish
Recessed Mount



WN 2551*
Flat White Finish• Recessed Mount
* Translucent shelf for up lighting
(light and hardware not included.)



WN 2552SH
Flat White Finish
Recessed Mount



WN 2552
Flat White Finish
Recessed Mount

RECESSED NICHES



WN 2553
Flat White Finish
Recessed Mount



WN 2554SH
Flat White Finish
Recessed Mount



WN 2555SH
Flat White Finish
Recessed Mount



WN 2556
Flat White Finish
Recessed Mount



WN 2557SH
Flat White Finish
Recessed Mount with light

RECESSED NICHES

	WN 2550	WN 2551	WN 2552	WN 2553	WN 2554	WN 2555	WN2556	WN2557
Height	40 1/2″	27 1/2″	32 1/4″	59 3/8″	64 1/2″	64 1/2″	39 3/8″	55 3/4″
Width	17 3/4″	15 1/2″	18″	36 1/2″	33 1/4″	29″	19 3/4″	28 1/4″
Shelf Width	18 3/4″	17″	19″	37 1/2″	34″	29 5/8″	21″	29 3/4″
Casing Projection	1″	1 5/8″	1/2″	1″	1″	1″	1″	1″
Shelf Projection	6 3/8″	3 1/2″	4 1/2″	2 3/4″	6″	8 1/2″	1 1/2″	3″
Body Depth	3 5/8″	3 1/4″	3″	10″	3″	4 1/8″	7 3/4″	9″
Shelf Depth	10″	6 3/4″	7 1/2″	11 3/4″	10″	11 1/4″	9 1/4″	12″
Wall Recess	3 5/8″	3 3/8″	3 1/2″	2 3/4″	4″	3 5/8″	8 1/2″	10″
Rough Opening	15″x 34″	12 1/2″x 23 3/4″	14 3/4″x 27 1/2″	28″x 56″	26 1/4″x 57″	24 1/4″x 55 1/2″	15 3/8″ x 36 1/2″	24″ x 53″

Built with elegance in mind







SPECTIS™
MOULDERS INC.
Custom Polyurethane Products

SHUTTERS



SHUTTERS

NOTICE :

SPECTIS ADHESIVE MUST BE USED ON ALL BEDDING/BUTT JOINTS.



Closed Louvre Shutter
• 1 1/4" Projection

SHL-1-1872
SHL-1-2064
SHL-1-2460
SHL-1-3696



Closed Louvre Shutter
• 1 1/4" Projection

SHL-2-1230
SHL-2-1236
SHL-2-1240
SHL-2-1248
SHL-2-1260
SHL-2-1272
SHL-2-1449
SHL-2-1459
SHL-2-1472
SHL-2-1640
SHL-2-1645.5
SHL-2-1647.5
SHL-2-1648
SHL-2-1671
SHL-2-1672
SHL-2-1696
SHL-2-1769
SHL-2-1830
SHL-2-1836
SHL-2-1837
SHL-2-1840
SHL-2-1842
SHL-2-1848
SHL-2-1855
SHL-2-1860
SHL-2-1864
SHL-2-1867
SHL-2-1872
SHL-2-1876
SHL-2-1878
SHL-2-1881
SHL-2-1896
SHL-2-2062
SHL-2-2448
SHL-2-2460



Photo at left illustrates the following Spectis products: Spectis custom Quoins, Shutters and Headers.

CUSTOM SIZES AVAILABLE
Raised panel PVC shutters can be custom ordered





- 1 1/4" Projection
- 1 Raised Panel

SHP-1-1624



- 1 1/4" Projection
- 3 Raised Panels

SHP-3-1472
SHP-3-1635
SHP-3-1639
SHP-3-1647
SHP-3-1651
SHP-3-1655
SHP-3-1659
SHP-3-1663
SHP-3-1667
SHP-3-1671
SHP-3-1675
SHP-3-1677
SHP-3-1681
SHP-3-1686
SHP-3-1839
SHP-3-1842
SHP-3-1848
SHP-3-1852
SHP-3-1855
SHP-3-1862
SHP-3-1864
SHP-3-1865
SHP-3-1867
SHP-3-1877
SHP-3-1896



- 1 1/4" Projection
- 2 Raised Panels

SHP-2-928
SHP-2-1371
SHP-2-1457
SHP-2-1460
SHP-2-1472
SHP-2-1635
SHP-2-1639
SHP-2-1647
SHP-2-1647.5
SHP-2-1651
SHP-2-1655
SHP-2-1659
SHP-2-1663
SHP-2-1667
SHP-2-1671
SHP-2-1675
SHP-2-1677
SHP-2-1681
SHP-2-1686
SHP-2-1863
SHP-2-1872
SHP-2-2056
SHP-2-2454
SHP-2-2472
SHP-2-2492



- 1 1/4" Projection
- 2 Raised Panels

SHA 1890L SHA 1890R

NOTICE :

SPECTIS ADHESIVE MUST BE USED ON ALL BEDDING/BUTT JOINTS.

CUSTOM BOARD & BATTEN SHUTTERS

RECTANGULAR

2 Battens





3 Battens



ELLIPTICAL TOP

2 Battens



3 Battens



ARCHED TOP

2 Battens



3 Battens



- 1 1/2″ Overall Projection

- All styles available with 2 or 3 Battens
- Available in heights between 24" and 120"
- Custom sizes available
- See chart on page 286 for ordering

GENERAL NOTES:

- CBBS Shutters will have a weathered cedar texture
- Boards and battens 4" wide with a 1/4" W x1/8" D V-Groove
- Middle batten equally spaced between top and bottom batten
- Radius of arched top is equal to the width

SPECTIS™
MOULDERS INC.
Custom Polyurethane Products

TEXTURES





CUSTOM FINISHING

Spectis' finishing department can colour match, prepare, and paint all of our catalogue items, in house! We have partnered with the Sherwin Williams line of finishing products to offer a rainbow of colours for both interior and exterior applications.

In addition to solid colours, Spectis can also produce faux finishes of granite, limestone, rough sawn lumber, hewn beams, stucco, and countless others. If you have a project, which requires pre-finishing, contact your Spectis Customer Service Representative for more information and pricing.





Photo above illustrates the following Spectis products: blocks BL 2470 & BL 2471, baluster BAL 2041-29FS, and rail RAL 2108T-FS top fossil stone texture.



Spectis offers a rainbow of colours for both interior and exterior applications.





FOSSIL STONE - FS



CONCRETE FINISH - CF



STUCCO STONE - SS



BRICK TEXTURE - BT



ROUGH SAWN - RS



WOOD GRAIN - WG



PECKY CYPRESS - PC

FOSSIL STONE
BAL 2012-25FS
BAL 2027-20FS
BAL 2027-22FS
BAL 2027-29EXT30FS
BAL2027-29EXT32FS
BAL 2031-25FS
BAL 2031-28FS
BAL 2031-30FS
BAL 2032-31FS
BAL 2041-29FS
BAL 2046-25FS
BL 2447FS
BL 2470FS
NC 2315FS
NC 2316FS
NC 2334FS
NC 2337FS
NC 2349FS
NP 2208FS
NP 2209FS
NP 2211FS
MD 1011-5FS
MD 1011-12FS
MD 1011-25FS
MD 1161FS
MD 1172FS
MD1223FS
MD 1284FS
MD 1533FS
MD 1621FS
MD 1622FS
RAL 2100T-FS
RAL 2100B-FS
RAL 2101T-FS
RAL 2101B-FS
RAL 2108T-FS

CONCRETE FINISH
BAL 2027-22EXT24CF
BAL 2027-26CF
BL 2816CF
BL 2817CF
CR 107CF
CR 108CF
MD 1034CF
MD 1442CF
MD 1443CF
MD 1642CF
MD 1643CF
MD 1644CF
MD 1645CF
MD 1647CF
MD 1650CF
MD 1651CF
MD 1776CF
MD 1777CF
MD 1778CF
NC 2349CF
NP 2208CF
RAL 2100T-CF
RAL 2100B-CF

STUCCO STONE
BAL 2054-24SS
RAL 2113T-SS
RAL 2113B-SS

BRICK TEXTURE
BF 200BT

WEATHERED CEDAR
BL 3091WC
CBBS SERIES
MD1011-6
MD1011-7.25
MD1011-7.5
MD1011-8
MD1011-9.125
MD1011-14

ROUGH SAWN
BL 2720RS
BL 2770RS
BL 2771RS
BL 2814RS
BL 2815RS
BL 2820RS
BL 3012RS
BL 3102RS
BL 3112RS
BL 3122RS
MD 1011-6RS
MD 1011-8RS
MD 1108-6RS
MD 1108-8RS
MD 1114-6RS
MD 1114-8RS
MD 1509RS
MD 1582RS

WOOD GRAIN
BL 2680WG
BL 3081WG
BL 3082WG
BL 3163WG
BL 3164WG
MD 1011-25-WG
MD 1201WG
MD 1380WG
MD 1536WG
MD 1689WG
MR 3255WG
SMN 2500S-WG
SMN 2500FW-WG
SMN 2501S-WG
SMN 2501FW-WG
SMN 2502S-WG
SMN 2502FW-WG

PECKY CYPRESS
BL 2642PC
BL 2889PC
BL 2897PC
BL 2898PC
BL 3150PC
BL 3151PC
BL 3152PC
BL 3153PC
MD 1011-6PC
MD 1011-10PC



Bridge railing made with baluster BAL 2031FS, rail RAL 2100T-FS & B & newel post NP 2211FS.

BEFORE



AFTER



A Spectis custom entrance, medallion CM 4671 and finial FIN 32 were added to this building to complete its transformation.

BEFORE



AFTER



Added to the exterior of this house were Spectis products porch posts PP 3200, balusters BAL 2019-20, BAL 2028-9, rails RAL 2104T & B and newel posts NP 2206

BEFORE



AFTER



This heritage building gets a completed restoration with Spectis custom cresting.

SPECTIS™
MOULDERS INC.
Custom Polyurethane Products

MASONIC TEMPLE

Portsmouth,
New Hampshire,
U.S.A.



BEFORE





BEFORE





www.spectis.com

CUSTOM PRODUCTS







Gingerbread Accents

Not only does Spectis have a wide variety of stock products, but we are also a **CUSTOM MOULDER OF POLYURETHANE PRODUCTS.**



Gable End Decoration
• 124 1/4" wide x 77 3/4" height



Moulding with brackets, pre-finished in the factory





This church steeple was manufactured using polyurethane and PVC board over an aluminum truss structure.



Panel Cresting on Casino
• 51 1/2" Height • 68" Length of Panels

1 • 8 0 0 • 6 8 5 • 9 9 8 1





Columns
- 5′ x 5′ x 24′



Balusters, Railings, Newel Posts & Columns

Utilizing our quoting department, **SPECTIS** can provide pricing, shop drawings and specifications for approval prior to turning your custom design over to **SPECTIS'** Master Pattern Shop.



72 1/2" Custom Medallion with Venting made for Casino

Large Golf Ball
- 11 7/8" Diameter



Interior or exterior, small or large, clean and simple or full of complexity, send us something to talk about.



26' Tall Exterior Pilasters



Decorative Window Treatment

The possibilities are literally endless . . .

SPECTIS GFRG, GFRC AND POLYURETHANE PRODUCTS

(GFRG-Glass Fibre Reinforced Gypsum / GFRC-Glass Fibre Reinforced Concrete)

Spectis Moulders Inc. manufactures architectural detailing from high density polyurethane, GFRG, and GFRC. Whether major restoration or new construction, with these materials it is possible to create timeless beauty of the past and present, for individual homes, offices and custom projects. Having supplied materials for construction sites such as Yale University, Disney World in Orlando, Wisconsin Electric Building in Milwaukee, Caesar's Casinos, and McPhillips Street Station Casino in Winnipeg, we can assure you Spectis will provide all your architectural detailing needs. For more information, please contact your Spectis Customer Service Representative.













Some examples of GFRG mouldings, medallions, brackets & decorative accents located in McPhillips Street Station Casino, Winnipeg, Manitoba, Canada. Center right medallion is 26 feet in diameter.

PHYSICAL PROPERTIES

DENSITY

SPECTIS products are made with high density polyurethane with an overall density similar to white pine at 14 to 18 pounds per cubic foot. The Spectis process provides a greater skin density than core density for increased durability.

SURFACE PROPERTIES AND FINISHES

All products are manufactured with a white or beige colour coating. Further, these products receive a primer finish coat before they are shipped to customers. The combination of the integral shell-like skin, the barrier coat, and the primer top coat provide an excellent substrate for durable finishes.

ULTRAVIOLET

Ultra violet rays do not affect properly coated products.

COMPRESSIVE STRENGTH

The compressive strength of polyurethane products falls within the 800-950 P.S.I. Range. *(The parts are not intended for structural use.)*

TENSILE STRENGTH

The tensile strength of polyurethane products falls within the 550-650 P.S.I. range. *(The parts are not intended for structural use.)*

FLEXURAL STRENGTH

The degree of flexibility of any given polyurethane product is determined by the size and shape of its cross section. However, due to the inherent flex characteristics of polyurethane products, they will follow some curvatures and uneven surfaces.

MOISTURE RESISTANCE

Spectis polyurethane has a closed cell structure which provides protection from most solvents and renders it almost completely hydrophobic. It will not rot!

MILDEW RESISTANCE

All Spectis polyurethane products resist the growth of mildew and fungus and provides no nutritional value for other organisms such as small rodents.

INSTALLATION

SPECTIS polyurethane products are handled in the same manner as wood millwork.

SPECTIS adhesives refer to Spectis Adhesive.

Fasteners refer to nails, screws, bolts etc.

SPECTIS adhesives and fasteners must be used for installing all **SPECTIS** products on concrete, metal, vinyl or wood. **SPECTIS** adhesive must be used on all bedding/butt joints to ensure the beauty of your installation for years to come.

FINISHING

Spectis products are supplied with a white or beige primer base coat, ready for finishing top coat. A good quality exterior latex or oil base paint may be used on rigid Spectis product. On Spectis flexible product use HQ Alkyd Enamel such as Sherwin Williams SuperPaint. The surface must be clean, dry, and free from all greases or waxes before all finish work is begun. See “Finishing” section (on page 267) for more information.

WARRANTY

SPECTIS MOULDERS INC. herein referred to as the "seller", warrants its products against defects in materials and workmanship for a period of five years from date of purchase , to the original end user, when used and installed under recommended conditions. If the product is not painted immediately following installation, the warranty will be for a period of 1 year from date of purchase.

Failure to follow the seller’s storage and recommended installation instructions will void this warranty.

Purchaser and installer must inspect each piece prior to installation. Both parties waive all defects which could have been discovered by reasonable inspection prior to installation.

In the event claim is made under this warranty, the Seller reserves the right to inspect products claimed defective under warranty either at the Purchaser’s location or at the Seller’s plant, if returned, freight prepaid. Any product(s) proving defective due to faulty manufacturing within (5) years from date of shipment will be replaced or repaired free of charge or, at Seller’s option, the purchase price will be refunded upon return of the product(s). The seller assumes no liability for labor charges incidental to the adjustment service, repairing, removal or replacement of the product, product(s) damaged by freight carriers, freight charges, installation, lost profits, lost sales, or other costs, or for the expense of repairs made outside of its factory except when made pursuant to the Seller’s prior written consent. The Seller, at its option may ship a replacement or replacements immediately under standard billing and make warranty adjustment after inspection of the defective product by means of a credit memorandum.

No purchaser may take any deduction or credit against any amount owed to **SPECTIS** or make any charge back without the expressed written consent of **SPECTIS**.

SPECTIS ADHESIVE

PREMIUM CONSTRUCTION ADHESIVE

Spectis Adhesive is a revolutionary new construction adhesive that provides superior results and is safe to use. It may be used inside or outside and will last as long as the surface joins together. Because the bonding strength of Spectis Adhesive is so strong, much less adhesive is required to complete your projects. Spectis Adhesive is very easy to use, is waterproof, paintable, and exhibits low odour.

APPLICATION:

- Surface temperatures above 5°C (40°F) are recommended.
- Surface must be completely dry, free of moisture, and clean.
- Spectis Adhesive comes ready to use. Do not open cartridges until preparatory work has been completed. Cut nozzle to desired size opening.
- Place the cartridge in caulking gun and puncture the seal inside the nozzle.
- Apply the adhesive with a steady pressure.
- Bond and support the assembly until the adhesive has set. (12 hours)
- Spray a mist of water in joints where thick cross sections are present to aide in cure.
- Spectis Adhesive has low toxicity, non flammable/non combustible - very low odour, it is environmentally safer than any other conventional adhesive.
- Spectis Adhesive works fast - up to three times faster than anything else on the market today and that means more productivity on the job.
- Spectis Adhesive is so strong that it offers twice the coverage of conventional adhesives. It is also waterproof and useable in all climate extremes. Bonds can be made in temperatures ranging from - 18°C (0°F) to 204°C (400°F).



SUPPORT IS REQUIRED UNTIL THE ADHESIVE HAS SET. SETTING TIME MAY VARY DEPENDING ON THE % OF HUMIDITY DURING THE CURING PERIOD AND THE TEMPERATURE.

"For best results use Spectis Adhesive on all joints."

WORKING TIME — You can work with the adhesives up to 45 minutes.

STORAGE — After completion of your work, seal all openings tightly with aluminum foil. Wrap the foil tightly around nozzle and seal it with a piece of scotch tape or in the case of squeeze tubes, apply Vaseline around the cap area prior to replacing the cap.

COVERAGE — A 300 ml. cartridge seals 24 lineal feet in a 1/4" X 1/4" joint.
A 825 ml. cartridge seals 66 lineal feet in a 1/4" X 1/4" joint.

CURES BY — Reacting with moisture. At higher levels of moisture, the cure rate will be faster. At lower moisture levels the cure rate will be slower.

CURING RATE — A 1/4 inch bead cures in approximately 16-24 hours at 25°C (78°F) and 50% relative humidity.

CLEAN UP — Immediately after use, clean equipment with Acetone or Mineral spirits. Cured sealant can be removed by cutting with a sharp edged tool, thin films by abrading.

ADDITIONAL FEATURES — Can be painted, sanded. Spectis Adhesive cures even in cold temperatures.

SHELF LIFE — 1 year in unopened tubes at 24°C (75°F), 50% relative humidity.

FOR THE BEST PERFORMANCE:

- Wear disposable gloves while using Spectis Adhesive or staining of the hands will occur because of moisture in the skin. Staining will disappear in about 3 days.
- Be very careful not to allow Spectis Adhesive to cure on a finished surface. It is next to impossible to remove without sanding. Solvents have little effect on Spectis Adhesive once cured.
- Spectis Adhesive does not bond well to certain Plastics. Test a piece for adhesion.

The information given and recommendations made herein are based on our research and are believed to be accurate but no guarantee of their accuracy is made. In every case we urge and recommended that purchasers before using any product in full scale production make their own test to determine to their satisfaction whether the product is of acceptable quality and is suitable for their particular purpose under their own operating conditions. The products discussed herein are sold without any warranty as to merchantability or fitness for a particular purpose or any other warranty, express of implied. No representative of ours has any authority to waive of change the foregoing provisions. Nothing contained herein shall be construed to imply the non-existence of any relevant patents or to constitute a permission, inducement or recommendation to practice any invention covered by any patent, without authority from the owner of the patent.

1.01 SUMMARY

A. Section Includes: Simulated wood trim, including entrance systems, large entrance features, specialty entrance features, mouldings, door and window trim, wall niches, window features, balustrades, columns, ornamentation and decorations, medallions, louvers and domes. Refer to the Drawings for details and locations.

B. Relations Sections: Sections related to this section include:
   1. Section 06100, Rough Carpentry.
   2. Section 06200, Finish Carpentry.
   3. Section 06400, Architectural Woodwork.
   4. Section 09900, Paints and Coatings.

1.02 REFERENCES

A. American Society for Testing and Materials (ASTM):
   1. ASTM E84 Standard Test Method for Surface Burning Characteristics of Building Materials.

1.03 SUBMITTALS

A. Product Data: Submit manufacturer's descriptive literature, specifications, installation instructions and limited warranty.

B. Shop Drawings; Submit shop drawings showing layout, profiles and product components, including anchorage, accessories, finish colors and textures.

C. Samples: Submit selection and verification samples for finishes, colors and textures.

D. Quality Assurance Submittals: Submit the following:
   1. Test Reports: Certified test reports showing compliance with specified performance characteristics and physical properties.
   2. Manufacturer's Instructions: Manufacturer's installation instructions.
   3. Manufacturer's Field Reports: Manufacturer's field reports specified herein.

E. Closeout Submittals: Submit manufacturer's standard warranty documents.

1.04 QUALITY ASSURANCE

A. Manufacturer Qualifications: Manufacturer experienced in producing moulded decorative millwork of the types required for this Project. Obtain all moulded decorative millwork from a single manufacturer.

B. Installer Qualifications: Installer experienced in performing work of this section who has specialized in installation of work similar to that required for this project.

C. Mock-Ups: Install at project site a job mock-up using specified products and installation methods acceptable to the manufacturer and the Architect. Obtain Owner's and Architect's acceptance of finish color, texture and pattern, and workmanship.
   1. Mock-Up Size (Specify mock up size).
   2. Maintenance: Maintain mock-up during construction for workmanship comparison. Remove and legally dispose of mock-up when no longer required if not incorporated in the final work.
   3. Incorporation: Mock-up may be incorporated into final work upon Owner's approval.

D. Performance Requirements: Provide simulated wood trim units which have been manufactured, fabricated and installed to maintain performance criteria stated by manufacturer without defects, damage or failure.

E. Fire Test Characteristics: Provide moulded units which pass ASTM E84 for Class A or Class B requirement by UL or other testing and inspecting agency acceptable to authorities having jurisdiction.

F. Preinstallation Meetings: Conduct a preinstallation meeting to verify project requirements, substrate conditions, manufacturer's installation instructions and manufacturer's warranty requirements.

1.05 DELIVERY, STORAGE & HANDLING

A. Ordering: Comply with manufacturer's ordering instructions and lead time requirements to avoid construction delays.

B. Delivery: Deliver materials in manufacturer's original, unopened, undamaged containers with identification labels intact.

C. Storage and Protection: Store materials protected from exposure to harmful weather conditions and at temperature and humidity conditions acceptable to manufacturer.

1.06 PROJECT CONDITIONS

A. Temperature Requirements: Maintain air temperature in spaces where products will be installed for time period before, during and after installation within limits recommended by manufacturer.

B. Field Measurements: Verify actual measurements and openings by field measurements before fabrication. Show recorded measurements on shop drawings. Coordinate field measurements and fabrication schedule with construction progress to avoid construction delays.

1.07 WARRANTY

A. Manufacturer's Warranty: Submit, for Owner's acceptance, manufacturer's standard warranty document executed by authorized company official. Manufacturer's warranty is in addition to, and not a limitation of, other rights Owner may have under the Contract Documents.

1. Warranty Period: Manufacturer's 5 years limited warranty against defects in materials and workmanship. Warranty shall commence on Date of Substantial Completion.

1.08 MAINTENANCE

A. Extra Materials: Deliver to Owner extra materials from same production run as products installed. Package products with protective covering and identify with descriptive labels.
   1. Quantity: Furnish quantity of (identify items) units equal to (Specify %) of amount installed.

SIMULATED WOOD TRIM - PART 2 -PRODUCTS

2. Delivery, Storage and Protection: Comply with Owner's requirements for delivery, storage and protection of extra materials.

2.01 SIMULATED WOOD TRIM

A. Manufacturer: Spectis Moulders Inc., Box 970, Niverville, Canada, MB. R0A 1E0, Telephone (204) 388-6700 and (800) 685-9981, Fax. (204) 388-6710. Substitutions not permitted.

B. Standard SPECTIS:

1. Material: High-density polymer comparable to kiln-dried white pine millwork, with higher skin density.
2. Moisture Resistance: Non-water absorbing.
3. Fire Rating: Optional ASTM E 84 Class B.

C. SPECTIS Balustrade Systems:

1. Material: High-density polymer cast around PVC pipe in baluster and around vinyl, aluminum or steel pipe in top and bottom rails and posts.
2. Moisture Resistance: Durable and weather resistant.
3. Fire Rating: Optional ASTM E 84 Class B.

D. SPECTIS Poly/Steel/Aluminum Columns and Posts:

1. Material: High-density polymer cast around steel or aluminum pipe.
2. Moisture Resistance: Durable and weather resistant.
3. Fire Rating: Optional ASTM E 84 Class B.

E. Shop Finish: Provide units with manufacturer's standard barrier coat and shop-applied primer to receive field applied coating.

F. Accessory Materials:

1. Fasteners: As recommended by manufacturer, provide trim screws, drywall screws or finishing nails. Application using a pneumatic nail gun is acceptable. Application using a staple gun is not acceptable.
2. Joint Compound: As recommended by manufacturer, provide spackle joint compound, ready-mixed, vinyl type, or two-component auto body type filler.
3. Adhesive: Use manufacturer recommended adhesive for product installation.

SIMULATED WOOD TRIM - PART 3 -EXECUTION

3.01 INSTALLATION

A. Site Verification of Conditions: Verify substrate conditions are acceptable for product installation in accordance with manufacturer's instructions. Do not proceed until unsatisfactory conditions are removed.

B. Installation: Comply with requirements of manufacturer's product data and approved submittals, including product technical bulletins, product catalog installation instructions and product carton instructions for installation. Fill holes using compound recommended by the manufacturer and sand to prepare surface for field painting.

C. Manufacturer's Field Services: Upon Owner's request, provide manufacturer's field service consisting of product use recommendations and periodic site visits for inspection of product installation in accordance with manufacturer's instructions.

3.02 CLEANING AND PROTECTION

A. Cleaning: Remove temporary coverings. Repair or replace damaged installed products. Clean installed products in accordance with manufacturer's instructions. Remove construction debris from project site and dispose of legally.

B. Protection: Protect installed product and finished surfaces from damage from construction operations.

END OF SECTION

Spectis Moulders products may be painted with either a latex or oil based paint. The following guidelines should be used when choosing and applying paint to Spectis Moulders products.

1. Surface Preparation: All Spectis Moulders products are shipped from the factory with two coats of paint applied, a barrier coat bonded directly to the polyurethane foam and a flat white primer coat.

   Before applying any paint to the product, the surface must be free of any contaminates, especially any dirt, grease or oils that may have been transferred to the product surface during installation or in transit from the factory. Spectis Moulders recommends that all surfaces be wiped down with a mild water and ammonia solution (or equivalent) prior to painting to remove contaminates. See "Finishing" section on page 267.

2. Paint Selection: Most quality paints, either latex or oil based can be applied to the product. Latex is recommended since topcoat applied at the factory is a latex-based paint.
3. Color Selection: All Spectis Moulders products are subject to expansion and contraction. Darker colors specifically black, dark greens and dark blues absorb more of the sun's radiation than do lighter paints and cause substantially greater than normal expansion and contraction in materials, therefore, these finished colors are not recommended for rigid foam polyurethane products. These colors, if used on Spectis Moulders products, invalidate the Spectis Moulders' limited warranty.

Technical Support:

Specific concerns or questions regarding painting and installation of Spectis Moulders products should be directed to our technical support department at 800-685-9981.

INSTALLATION OF BALUSTRADE SYSTEMS

IMPORTANT: Be sure to mark the center point of each newel post's location prior to installation to insure proper spacing. All product interfaces must use Spectis Adhesive (read directions before use) for warranty purposes and ensure lasting installation.

Spectis makes no guarantee as to the suitability of our rail systems, or any other product we sell, on any specific project or application. Before any balustrade, or any other product, is ordered and installed, Spectis recommends checking with local building code authorities to ensure relevant building code requirements are met. Most building codes dictate that the balustrade must be installed in accordance with the "4" ball rule". Further, most building codes specify top railing height be no lower than 36" on decks lower than 3' from grade, and 42" where the railing is to act as a guard rail. Usually, where the railing is to be purely decorative, there are no limitations.

All Spectis' railing systems are designed for termination at newel posts, walls, or some other load-supporting member. They cannot be joined to each other. Any installation where a railing section is not installed as recommended will void Spectis' warranty.

The following steps outline the procedure for installing Spectis' balustrade system. It may be necessary to modify this procedure for circumstances relevant to an individual installation.


2a


2b


3a


3b


3c

1. **Determine location of newels:**
   a) Before any work can begin, it is necessary to determine the exact layout of railing.
   b) When determining layout, use 12' as a maximum railing length and keep all railing lengths on a run equal. (See Diagram 1)
   c) Mark the center locations of all newel posts.

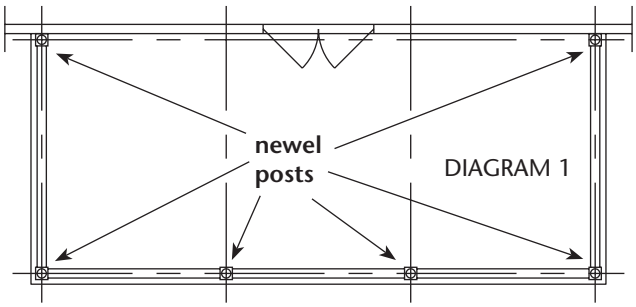

DIAGRAM 1

Max. 12' spans between newel posts

2. **Install top angle brackets to newels**
   a) Before installing the newels, it is necessary to install the top angle brackets to each newel post. (The bottom brackets are fastened to the bottom rails)
   b) Measure the combined heights of the bottom rail and baluster; this is the distance between angle brackets used to fasten railings to newels. Call this total measurement "X" inches.
   c) Determine and mark on the newel post the height, which the bottom rail will be located off the deck. This will be the location of the bottom rail bracket.
   d) Offset the top rail bracket "X" inches from the bottom bracket (See Photo 2a), mark and pre-drill a hole in the newel post for the center bracket hole.
   e) Install the top bracket at the location determined above using a bolt through the cent hole of the angle bracket. (Use adhesive between bracket and newel)
   f) Install wood screws through the 2 outboard holes in the bracket. (If present)
   g) Note the top railing bracket can be mortised into the newel post for a cleaner installation. (See Photo 2b)

3. **Installing Newel posts To Wood Decking**
   a) Install blocking if required beneath the center of each newel post, fastening with screws or nails to deck joists. (Minimum requirement: 2 " X 6 " CCA treated Southern Pine)
   b) Center floor flange on top of center-mark of post location found in Step 1 and secure to decking and blocking with 3 " lag screws. (See Photo 3a)
   c) Thread 1/2 " rod into welded nut on floor flange and tighten with vise grips. (See Photo 3b)

4. **Installing Newel posts To Concrete**
   a) Drill 5/8 " hole to minimum depth of 2 1/4" at center positions of newels determined in Step 1.
   b) Clear and insert anchors into holes, tapping the anchor in until flush with surface of concrete. Using a setting pin (metal pin or punch) strike with sharp blows until anchors are set. (See Photo 3c)
   c) Thread rod into anchor and tighten with vise grips.


3d


4a


4b


5


6a


6b


6c

5. **Securing Newel Post**
   a) Place newel post over threaded rod and insert "C" channel (open side up) into mortised slot in the top of the newel post. (Be sure to use Spectis Adhesive between base of newel and deck material)
   b) Install lock washer and nut on to threaded rod.
   c) Orient newel post to final position and tighten up nut. (See Photo 3d)
   d) Cut excess threaded rod using reciprocating saw or cut off disk. (Rod can be no higher than top of newel)

6. **Determine and cut railing lengths**
   a) With the newel post installed, measure the spans between each set of newel posts and cut top/bottom rail sections to suit.
   b) Label each set of rails to their corresponding location.

7. **Determine balustrade spacing and drill holes**
   a) Prior to drilling holes, check with local building code authorities for minimum spacing of balusters. Most building codes dictate that the balustrade must be installed in accordance of the "4" ball rule." (See Photo 4a)
   b) The maximum spacing of balusters which comply with the 4" ball rule can be found in the Spectis catalogue or website.
   c) With the maximum spacing as a guideline, determine the best configuration of balusters, which provides for both consistent end and balustrade spacing. Note: It will likely be necessary to vary spacing slightly between sections to achieve good results.
   d) Drill holes in centerline of railings at locations determined above. Drill holes 1/4" larger than the pipe in balusters. Holes need to be 1" deep to accommodate pipe. (See Photo 4b)

8. **Pre-assemble railing sections**
   a) Place bottom rail on flat surface and apply adhesive around each hole drilled above. (See Photo 5)
   b) Insert balusters in holes, twisting slightly to set the adhesive.
   c) Apply adhesive around the tops of each baluster.
   d) Place top rail over ends of balusters, indexing each into the corresponding holes in top rail. Assistance will be needed to do this. (See Photo 6a)
   e) With all the balusters installed, loosely clamp the assembly together using load binding straps. (See Photo 6b)
   f) Once the assembly is loosely clamped, orient each baluster so it is sitting squarely and the spaces between each are consistent. (Using a spacer block as a guide is helpful)
   g) To ensure the balusters do not move while the adhesive cures, toe nail each into the bottom and/or top rail with brad nails. Tighten up clamps. (See Photo 6c)
   h) Set the entire assembly aside for 24 hours while the adhesive cures.
   i) Complete this procedure for the rest of the railing sections.

9. **Install support blocks to bottom rails if necessary.** (On spans over 8')
   a) Cut support blocks to the same height the bottom rail is to be located off the deck.
   b) Apply adhesive to the topside of support block and screw from the bottom side into the bottom rail. (See Photo 7)

10. **Install bottom rail support bracket.**
   a) The bottom rail brackets are installed on the end of the bottom rail prior to setting the railing assembly into place due to space limitations.
   b) Locate the bracket on the end of the underside of the bottom rail.
   c) Mark and pre-drill a 5/16" hole in the end of the rail.
   d) Install the bottom bracket (using adhesive) using the 5/16" bolts supplied in the hardware kit. (See Photo 8a and b)


7


8a


8b


8c

e) Notch the underside of top rail to accommodate the fastening bracket hardware. (See Photo 8c)

11. Install railing sections

a) Apply adhesive to the ends of the railings. (See Photo 9a)
b) With assistance, place each entire railing assembly between the corresponding newel posts and rest on the top rail brackets installed in Step 2 above. (Use adhesive between brackets, railing, and newels)
c) Center the railing section in place and use 2" wood screws to secure the top rail by screwing from beneath and into the bottom of the top rail. (See Photo 9b)
d) Secure the bottom rail by screwing from the side into the newel post using 2" wood screws. (See Photo 9c)
Note: Make sure the ends of the rail are tight to the newels before fastening.

12. Install newel caps

a) Apply adhesive to the tops of newels posts.
b) Center newel caps on posts and secure using brad nails. (See Photo 10)

13. Finish the completed railing as per the "Finishing" section on page 267.


9a


9b


9c


10

STRUCTURAL COLUMNS & PORCH POST INSTALLATION

Spectis' structural columns and porch posts can be used for load bearing and non-load bearing conditions and are installed by the same method. They can be installed by several different techniques depending on the circumstances. The following represent an acceptable method:

A. Measure the total length necessary to fill the opening where the column is to be located.
B. Cut the column shafts 1/4" shorter than the overall opening. This will accommodate the clearance necessary for the mounting hardware. Since the column has either an aluminum or steel internal shaft, it will be necessary to use a metal cutting saw.
C. Slip the cap and base on the appropriate ends of the column and slide up/down the shaft.
D. Locate the hardware into the ends of the columns.
E. Slip the complete assembly into the opening. Make sure someone can assist to hold the column while fastening the hardware.
F. Rotate the column 45 degrees from square and position the hardware.
G. Secure the hardware to the deck and beam (making sure the column is plumb and level) by screwing directly through each corner of the hardware and into the deck and beam beyond using the appropriate fastener. Deck screw or masonry anchor. (Provided) Rotate column back into final position.

continued on page 266



STRUCTURAL COLUMNS & PORCH POST INSTALLATION (continued)

H. Secure the column from uplift by cross screwing (pre-drill first) through both ends of the column shaft (see diagram on page 231) and into the hardware using the 4" self-tapping metal screws provided. (Select a location which will be covered by the cap/base)

I. Apply Spectis Adhesive to the underside of the cap/base and slide into final position at the ends of the column shaft.

J. Secure the cap/base in place by using brad nails or screws into the side of the column shaft.

K. Finish the installation by filling the screw holes, caulking (see "Finishing" section on page 267) around the cap/base interface with the column shaft and if necessary, where the cap and base meet the floor/ceiling. You are now ready to paint the columns as per the "Finishing" section on page 267.

DECORATIVE COLUMN INSTALLATION

Spectis offers decorative columns, which can be either be ordered with a one-piece shaft that can be used alone as a non-load bearing member, or with the shaft split vertically to wrap around existing load bearing members. In addition, some column designs have the cap and base telescoping around the column shaft, while other designs have the cap and base attaching directly to the ends of the column shaft. (Non-telescoping) They can be installed using several different techniques depending on the circumstances. The following represent acceptable methods:

1. One Piece Shaft/telescoping cap and base:

a. Measure the total length necessary to fill the opening where the column is to be located.

b. Cut the column shaft approximately 1" shorter that the overall opening.

c. Slip the cap and base on the appropriate ends of the column shaft and locate the assembly into the opening. Make sure someone can assist to hold the column while fastening the cap and base.

d. Apply Spectis Adhesive to the underside of the base and secure to the floor by screwing directly through each corner of the base into the substrate beyond with the appropriate fastener. i.e. Plated deck or masonry screw.

e. Apply adhesive to the underside of the cap and secure to the ceiling or beam by screwing directly through each corner of the cap into the substrate beyond with the appropriate fastener. i.e. Plated deck or masonry screw.

f. Secure the column shaft from rotating in the cap and base by cross screwing through the base and into the column shaft. (Select a location which will be easily repaired).

g. Finish the installation by filling the screw holes, caulking (see "Finishing" section on page 267) around the cap/base interface with the column shaft and if necessary, where the cap and base meet the floor/ceiling. You are now ready to paint the columns as per the "Finishing" section on page 267.

2. One Piece Shaft/Non-telescoping cap and base:
(Column shaft rests on cap/base)

a. Measure the total length necessary to fill the opening where the column is to be located. (Include caps and bases.)

b. Cut the column shaft so that when the cap and base are installed onto each end of the shaft, the complete assembly measures the same as the opening.

c. With the shaft cut, apply Spectis Adhesive to the ends of the column shaft and screw both the cap and base to each end of the shaft from the underside of each using plated deck screws.

d. Slip the completed assembly into the opening. Secure the column in place (making sure it's plumb and level) by screwing directly through each corner of the cap/base and into the floor, deck, beam or ceiling beyond with the appropriate fastener. i.e. Deck or masonry screw

e. Finish the installation by filling the screw holes, caulking (see "Finishing" section on page 267) around the cap/base interface with the column shaft and if necessary, where the cap and base meet the floor/ceiling. You are now ready to paint the columns as per the "Finishing" section on page 267.

3. Split Shaft Columns

a. When installing a split column over an existing load bearing member, cut the cap and base in half, and cope them out, if necessary, to fit around the structural member.

b. Reassemble the cap and base around the supporting member, using Spectis Adhesive between both halves of the cap/base and plated deck screws.

c. Identify which type of cap/base configuration you are working with and cut the column shaft and fasten cap and base as per #1 or #2 above.

d. Apply Spectis Adhesive to the aligning spleens and dadoes in each column halve. Reassemble the column shaft around the supporting member by aligning the two halves and clamping together. (Make sure adhesive is oozing from the seams when assembled.) Both plated deck screws and air nails can be used to hold the two halves together while the adhesive cures.

e. Secure the cap, base, and column shaft as described in #1 or #2 above.

f. Allowing 24-48 hrs for the adhesive to cure, the vertical seams in the column can be "seamed". (See "Finishing" section on page 267)

g. After the shaft is completely seamed, finish the installation by filling the screw holes, caulking (See "Finishing" section on page 267) around the cap/base interface with the column shaft and if necessary, where the cap and base meet the floor/ceiling. You are now ready to paint the columns as per the "Finishing" section on page 267.

FINISHING

All of Spectis' products are shipped with 2 coats of paint. The second coat is an exterior product that acts as a primer for field finishing. Spectis' products require finishing to complete the installation procedure and to be fully covered under warranty. This procedure includes all steps necessary to repair any seams/joints in moulding installation as well as filling the screw/nail holes made during the installation.

The steps to be followed are the same for all of Spectis' products and are as follows:

1. Allow adhesive to dry 24-48 hours before beginning the finishing procedure.
2. Cut off any excess adhesive using a utility knife.
3. Clean and remove all dirt, oil and greases from the surface of the product using a wax and grease remover product such as Sherwin-Williams Pro-Clean Professional.
4. With 80 grit sandpaper, "rough up" the surface surrounding screw/nail holes made during installation. This will ensure good filler adhesion.
5. Sand all joint areas with 80 grit sandpaper to "rough up" and "blend in" any misalignment of the product during installation.
6. Once all the areas needing repair are "roughed up" and "blended in", remove all dust from the surface of the product, again using the wax and grease remover. Compressed air can be used to remove the excess sanding dust.
7. Apply filler to the areas needing repair. (Use a 2-component, light weight automotive filler, such as " Car Systems AutoFit, Eurosoft # CARS134458.") Apply the filler using thin coats, sanding between each coat with 120 or 180 grit sandpaper. Doing so will reduce the amount of material which will have to be sanded away. Generally it will be necessary to apply 2 or more coats of filler to get the desired results.
8. Prime all areas which have had filler applied. (Use an interior/exterior latex primer such as Sherwin-Williams A100)
9. Caulk seams along bedding edges of moulding, around ceiling medallions, around column shafts, around caps/bases, around the end of railings, around balusters, and in any other area necessary to provide a clean installation. (Use an exterior, paintable exterior Latex caulking such as Sherwin-Williams ProSelect 1100A)
10. Paint the product as desired. Do not use dark or glossy colors as they will accentuate any flaws left during the installation. (Use a product such as Sherwin Williams Interior/Exterior A100 or SuperPaint, flat or satin)

Primer:	Sherwin Williams A100 or PrepRite Classic Interior Latex Primer
Paint:	Sherwin Williams A100 or SuperPaint
PreCleaner:	Sherwin Williams Pro Clean Professional
Caulking:	Sherwin Williams ProSelect 1100A
Deco Flex:	Sherwin Williams SuperPaint

SUPPLIES



Spectis Adhesive
ADH 100



Auto-Fit Soft Fine Finishing Putty
AF 100



Sherwin Williams Premium Siliconized Acrylic Latex Caulk for interior and exterior use
SW 1100

TRELLIS / ARBOR / PERGOLA INSTALLATION

Spectis' two standard trellis kits both measure 12' x 12' and incorporate pre-notched beams and crosses and columns with hardware for easy on-site assembly. Before beginning, make sure you have all the necessary components as listed below:

TR1212A Trellis Contains:

- 2 - 12' Upper Main Beams, 3" x 9"
- 2 - 12' Lower Main Beams, 3" x 9"
- 9 - 12' Cross Beams, 3" x 6"
- 4 – Columns
- 4 – Caps and Bases
- 4 – Column installation kits

TR1212B Trellis Contains:

- 2 - 12' Upper Main Beams, 4" x 10"
- 2 - 12' Lower Main Beams, 4" x 10"
- 9 - 12' Cross Beams, 3" x 9"
- 4 – Columns
- 4 – Caps and Bases
- 4 – Column installation kits

1. Start the installation by setting the columns on a 10' x 10' square area, ensuring that they are set plumb and at the same elevation.
2. Set the lower main beams on top of two sets of columns and fasten to the columns using the supplied hardware.
3. Apply Spectis Adhesive to the notched areas of the lower main beams and set the upper main beams into the notches. Fasten using supplied screws through the lower beam into the upper.
4. Square the entire main beam assembly and secure to the supporting columns.
   (Use plated fasteners and brackets if necessary)
5. Measure and mark the location of the cross beams.
6. Apply Spectis Adhesive to the notches on the Cross Beams.
7. Install cross beams on marks made in step #5.
8. Secure Cross beams to main beams using 4" plated deck screws.
9. Complete the installation by caulking all notch areas and screw holes and painting as outlined in the "Finishing" section.

SHUTTER / LOUVER / LOAD FRAME INSTALLATION

Spectis offers many styles of shutters, louvers, and wall panels. All of these elements are designed for installation flat onto a wall surface. Because of this, they are all installed using similar techniques.

The following represent acceptable methods:

1. **Venting Louvers**
   A. Position and mark product on wall in the final location.
   B. Cut the opening into the wall 2" smaller than the mark made above.
   C. Apply Spectis Adhesive to perimeter of the louver.
   D. Position the louver back on the wall and screw through the face of the brick mould and into the wall behind. Use the appropriate plated screw for the wall material. i.e. Wood or masonry.
   E. Finish the installation by filling the screw holes, caulking (see "Finishing" section on page 267) around the perimeter if necessary, and prime and paint as desired.

2. **LOAD Frames**
   A. Position the product on the wall in the final location. Mark location of the jamb on the wall.
   B. Cut an opening into the wall 1/4" larger than the mark made above.
   C. Apply Spectis Adhesive to back side of the brick mould of the LOAD frame.
   D. Position the LOAD frame into the opening and screw through the face of the brick mould and into the wall behind. Use the appropriate plated screw for the wall material. i.e. Wood or masonry.
   E. Finish the installation by filling the screw holes, caulking (see "Finishing" section on page 267) around the perimeter if necessary, and prime and paint as desired.

3. **Closed Louvers, Window Panels, and Shutters**
   A. Position the product on the wall in the final location to test for fit.
   B. Apply Spectis Adhesive to perimeter and center areas of the product.
   C. Position the product back on the wall and screw through the face of the product and into the wall behind. Use the appropriate plated screws for the wall material. i.e. Wood or masonry. Note: It maybe necessary to install fasteners in the center area of the product to properly secure.
   D. Finish the installation by filling the screw holes, caulking (see "Finishing" section on page 267) around the perimeter if necessary, and prime and paint as desired.

DECO FLEX MOULDING INSTALLATION (INDOORS USE ONLY!)

Spectis Moulders' Deco flex is installed by using a combination of solvent based contact cement and Spectis Adhesive, applying the contact cement near the outer edges of the ceiling / wall interfaces, and the Spectis Adhesive in the interior contact areas. The use of the contact cement allows sufficient time to pass for the Spectis Adhesive to cure and take over bonding control.

Deco Flex can be installed using the following procedure:

Note: Deco Flex is best installed with assistance.

1. Pre-fit each section of product before application of adhesive. Apply contact cement to the contact areas of the moulding and wall/ceiling areas. Once the contact cement has been allowed to dry, apply the Spectis Adhesive to the interior contact edges of the moulding. Install beginning from one end of the moulding and working towards the other. Be sure to have some assistance while doing this. It may be necessary to use nails / screws to aide in supporting the moulding while the Spectis Adhesive cures. Make sure the contact cement is used on all running and butt joints.
2. Once the adhesive is cured, (approx. 2 days) the product can be filled, primed, and painted as per standard quality painting procedures. High quality oil base products ***only*** are recommended for good results. Be sure to use a matching primer and top-coat. Note that the oil base product requires more time than usual to become tack free due to the characteristics of the flexible product, but this is not a concern. Be sure not to put any weight on the moulding after it is patched and painted as it may crack the finish.

IRON FLEX MOULDING INSTALLATION (INTERIOR/EXTERIOR USE)

Spectis Moulders' Iron Flex is installed using similar methods used to install Spectis' Standard product.
Iron Flex can be installed using the following procedure:

1. Spectis' Iron Flex can be installed over almost any clean interior or exterior surface. It should not be installed over wallpaper as the paper may separate or the adhesive may stain the wallpaper.
2. Moulding which has been stored in "hot" areas must be allowed to "acclimatize" to the location of installation for at least 48 hours prior to installation. (Just as wood requires) Do not install product that has been sitting in a hot trailer or the sun without allowing for this acclimation. Doing so may result in excessive shrinkage which could manifest itself as joint cracks. Moulding stored in cool areas can be installed without product acclimation.
3. To begin, screw a support border on the wall for the moulding to sit on. (An experienced installer can use a chalk line as a reference) Apply copious amounts of adhesive (Spectis Adhesive) to all bedding edges of the moulding and all butt joints. Once the moulding is installed, remove the support border and fill the holes.
4. Place the moulding on top of the support border and fasten the moulding to the wall and ceiling using #8 low root style wood deck screws, plated for exterior use, and long enough to penetrate well into the substrate. Continue installing lengths of crown using the same method, also applying copious amounts of adhesive on all butt joints and toe screwing the joints together, ensuring the moulding profiles are in alignment.
5. On smaller mouldings, screw spacing can be as little as 24", but on mouldings over 8" face dimension, screw spacing should be approximately 12" on both the ceiling and wall interfaces. Make sure the screws are sunk in the surface of the moulding, as it is necessary to fill in the screw holes with exterior grade, non-shrinking, sandable, and paintable filling products such as automotive grade "bondo". (See "Finishing" Section on page 267)

Recommendations

1. Before any adhesive is applied, cut and fit each piece of moulding. Use standard woodworking tools when working with Spectis' Iron Flex. The use of a miter box will ensure that the cuts are made with the correct angles and remove any guesswork trying to figure out table and blade angles on a miter saw. (See page 271 for How to Construct a Miter Box)
2. It is possible to install moulding by two separate methods. The first is to begin installing moulding in the most inconspicuous corner, and work around the room in sequence until all the moulding is installed. (Keep in mind that the it may not be possible to have the pattern match at the last joint or corner) The second method is to install short, prefabricated corner elements and run straight moulding between them, which can reduce the difficulty in making good miter joints on long moulding sections. However, the latter procedure does not work well with mouldings which have repeating profiles.
3. It may be necessary to install extra blocking behind the moulding for additional support, especially on large crowns, where it is not possible to screw directly to the wall.
4. Although every attempt is made at the factory to ensure all mouldings match end to end, it is necessary to check all mouldings for thickness variations. It may be necessary to remove material on some edges or add wedges on other sections for good face alignment. Tighten screws in a sequence, which allows for good alignment.
5. It may be necessary to "toe screw" moulding joints together for good alignment.
6. Excess adhesive should be removed immediately. Once cured, it will be necessary to use a knife to remove the adhesive. Wedges can be trimmed or removed once the adhesive has stiffened.
7. The product comes from the factory ready to accept primer and paint. (See "Finishing" section page 267) Once the adhesive is cured, (approximately 24-48 hours), finish the installation by filling all screw holes, caulking, priming and painting the product as per the "Finishing" section on page 267. Be sure to select the proper grade for the installation, exterior or interior. High gloss and dark colored products are not recommended since any imperfection in the installation or product will be easily visible.
8. ***It is necessary to use copious amounts of Spectis Adhesive on all bedding edges and joints for warranty to be valid.***

INSTALLING SPECTIS POLYURETHANE CORNICE

Spectis' polyurethane cornice installation method can be easily applied by most skilled craftsmen. A quick, clean and very secure installation is achieved using Spectis Adhesive and low root style wood deck screws.

Spectis polyurethane cornice can be installed over almost any clean interior or exterior surface. It should not be installed over wallpaper as the paper may separate or the adhesive may stain the wallpaper.

Moulding which has been stored in "hot" areas must be allowed to "acclimatize" to the location of installation for at least 48 hours prior to installation. (Just as wood requires) Do not install product that has been sitting in a hot trailer or the sun without allowing for this acclimation. Doing so may result in excessive shrinkage which may manifest itself as joint cracks. Moulding stored in cool areas can be installed without product acclimation.

To begin, screw a support border on the wall for the moulding to sit on. (An experienced installer can use a chalk line as a reference) Apply copious amounts of adhesive (Spectis Adhesive) to all bedding edges of the moulding and all butt joints. Once the moulding is installed, remove the support border and fill the holes.

Place the moulding on top of the support border and fasten the moulding to the wall and ceiling using #8 low root style wood deck screws, plated for exterior use, and long enough to penetrate well into the substrate. Continue installing lengths of crown using the same method, also applying copious amounts of adhesive on all butt joints and toe screwing the joints together, ensuring the moulding profiles are in alignment.

On smaller crowns, screw spacing can be as little as 2', but on crowns over 12" X 12", screw spacing should be approximately 16" on both the ceiling and wall interfaces. Make sure the screws are sunk in the surface of the moulding, as it is necessary to fill in the screw holes with exterior grade, non-shrinking, sandable, and paintable filling products such as automotive grade "bondo". See "Finishing" section on page 267.

RECOMMENDATIONS

1. Before any adhesive is applied, cut and fit each piece of moulding. Use standard woodworking tools when working with Spectis High Density Polyurethane product. Although most of our smaller mouldings can be miter cut on a compound miter saw, it is recommended (on larger crowns it will be necessary) to construct a miter box and use a hand saw to make the cuts. (See page 271) This will ensure that the cuts are made with the correct angles and remove any guesswork trying to figure out table and blade angles on a miter saw. (See www.spectis.com for plans to construct miter box)

2. It is possible to install moulding by two separate methods. The first is to begin installing moulding in the most inconspicuous corner, and work around the room in sequence until all the moulding is installed. (Keep in mind that the it may not be possible to have the pattern match at the last joint or corner) The second method is to install short, prefabricated corner elements and run straight moulding between them, which can reduce the difficulty in making good miter joints on long moulding sections. However, the latter procedure does not work well with mouldings which have repeating profiles.

3. It may be necessary to install extra blocking behind the moulding for additional support, especially on large crowns, where it is not possible to screw directly to the wall.

4. Although every attempt is made at the factory to ensure all moulding match end to end, it is necessary to check all moulding for thickness variations. It may be necessary to remove material on some edges or add wedges on other sections for good face alignment. Tighten screws in a sequence, which allows for good alignment.

5. It may be necessary to "toe screw" moulding joints together for good alignment.

6. When installing the last piece of moulding on a run, cut the section long by 1/4" and "snap" it into place, to ensure a snug fit.

7. Excess adhesive should be removed immediately. Once cured, it will be necessary to use a knife to remove the adhesive. Wedges can be trimmed or removed once the adhesive has stiffened.

8. Screw holes, wedge gaps and joints can be filled only after the adhesive is cured, approximately 24-48 hours. Use exterior grade, non-shrinking, sandable, and paintable filling products for both interior and exterior applications, as they tend to be of higher quality. Be sure to apply the filler in a fashion, which make for easy sanding. i.e. do not apply more than is necessary. More than one coat may be needed to get satisfactory results.

9. The product comes from the factory with two coats of paint. The final coat is a UV stable primer, which is ready to receive a site applied finish. (See "Finishing" section page 267) Spot prime areas where necessary and paint the prepared product using high quality products, which are compatible with each other. Be sure to select the proper grade for the installation, exterior or interior. High gloss and dark colored products are not recommended since any imperfection in the installation or product will be easily visible.

10. ***It is necessary to use copious amounts of Spectis Adhesive on all bedding edges and joints for warranty to be valid.***

HOW TO CONSTRUCT A MITRE BOX

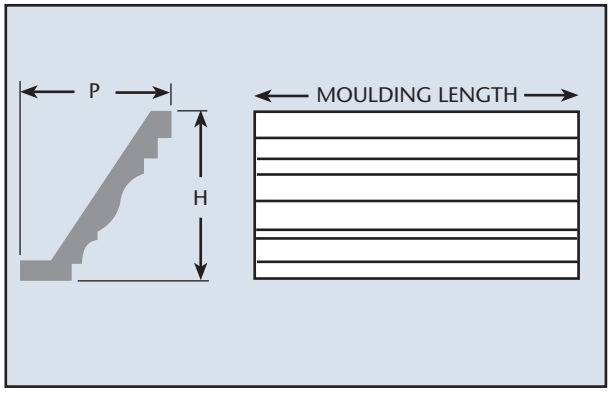

1. From the moulding, measure both projection (P) and height (H).

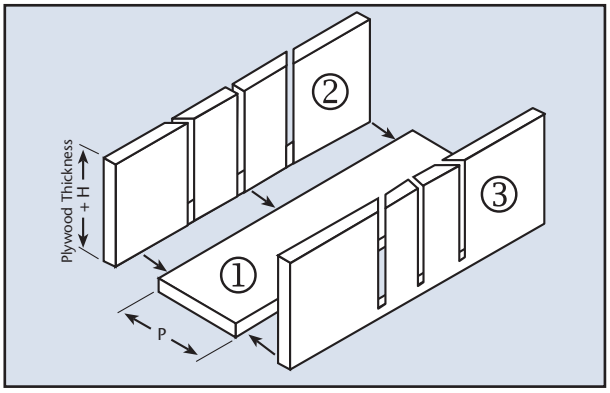

4. Pre-cut slots in board before assembling as shown in number 5. Place board ① lying flat, then fasten board ② and ③ vertically to the edge of board ①. Make sure all boards are cut and assembled **"Square"**. Accuracy is important.

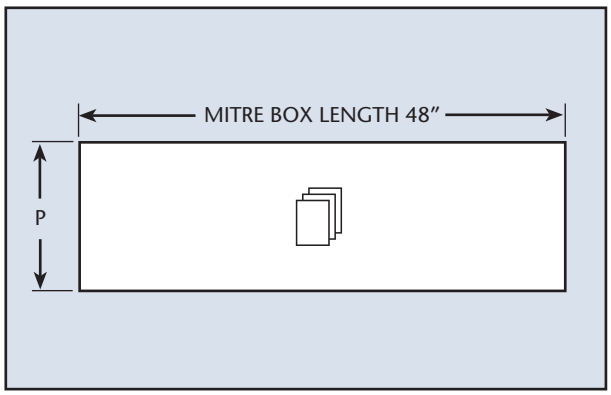

2. Cut one board out of plywood, measured by the projection x 48". Mark the board as ①.

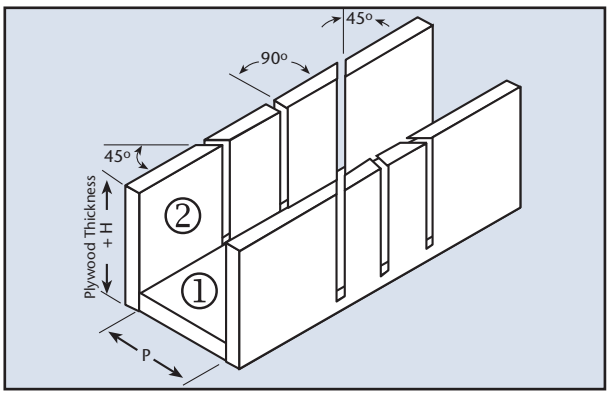

5. Cut two 45° (Clockwise) and -45° (Counter Clockwise) for the 90° corners. A 90° cut will allow you to do perpendicular cuts if needed.

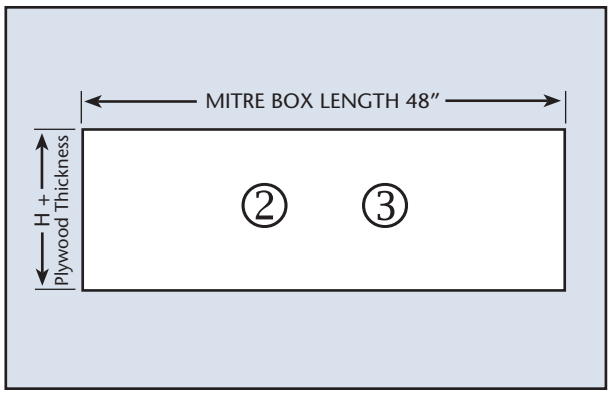

3. Cut two boards out of plywood, measured by the height + the thickness of the plywood x 48". Mark the boards as ② and ③.

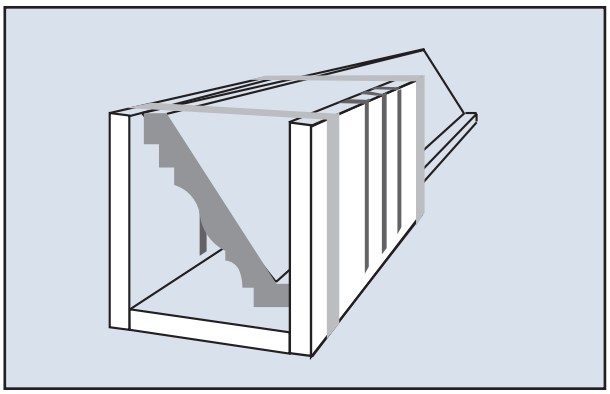

6. Attach straps as needed to keep the mitre box, square and stable.

ALTERNATE MOULDING INSTALLATION

Using Backer Rod Method

Spectis' polyurethane cornice installation method can be easily applied by most skilled craftsmen. A quick, clean and very secure installation is achieved using Spectis Adhesive and low root style wood screws.

Spectis polyurethane cornice can be installed over most any clean interior or exterior surface. It should not be installed over wallpaper as the paper may separate or the adhesive may stain the wallpaper.

Moulding which has been stored in "hot" areas must be allowed to "acclimatize" to the location of installation for at least 48 hours prior to installation. (Just as wood requires) Do not install product that has been sitting in a hot trailer or the sun without allowing for this acclimation. Doing so, may result in excessive shrinkage could manifest itself as joint cracks. Moulding stored in cool areas can be installed without product acclimation.

To begin, screw a support border on the wall for the moulding to sit on. (An experienced installer can use a chalk line as a reference) Apply copious amounts of adhesive (Spectis Adhesive) to all bedding edges of the moulding. Once the moulding is installed, remove the support border and fill the holes.

Place the moulding on top of the support border and fasten the moulding to the wall and ceiling using #8 low root style wood screws, plated for exterior use, and long enough to penetrate well into the substrate. Continue installing lengths of crown using the same method, leave a gap (gap size varies based on size of Open Cell Backer Rod being used, it should be 25% of the width of the Closed Cell Backer Rod to allow for proper joint movement, the gap size should be no less then ¼") at the joint of two crown lengths, ensuring the moulding profiles are in alignment. Once the mouldings are installed, clean the joints and insert the backer rod a suggested maximum depth of 3/8" (C Dimension) from the highest point of the backer rod to the moulding face.

FIGURE 1

1. Ratio of A:B should be 2:1 minimum
2. Dimension A must be atleast 3/16"
3 Dimension B suggested maximum is 3/8"

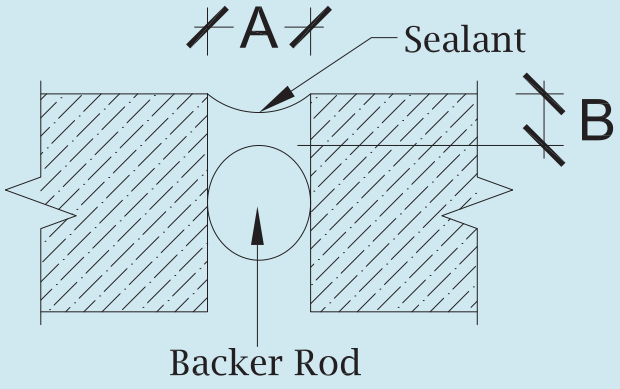

On smaller crowns, screw spacing can be as little as 2', but on crowns over 12" X 12", screw spacing should be approximately 12" on both the ceiling and wall interfaces. Make sure the screws are sunk in the surface of the moulding, as it is necessary to fill in the screw holes with exterior grade, non-shrinking, sandable, and paintable filling products such as automotive grade "bondo".

Recommendations

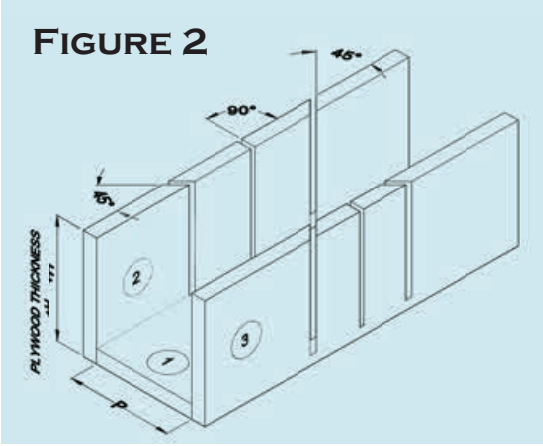

1. Before any adhesive is applied, cut and fit each piece of moulding. Use standard woodworking tools when working with Spectis High Density Polyurethane product. Although most of our smaller mouldings can be miter cut on a compound miter saw, it is recommended (on larger crowns, it will be necessary) to construct a miter box and use a hand saw to make the cuts. (see diagram 2) This will ensure that the cuts are made with the correct angles and remove any guesswork trying to figure out table and blade angles on a miter saw. (see www.spectis.com for plans to construct miter box)

2. It is possible to install moulding by two separate methods, but remember to leave a gap of no less then ¼" at the joints to insert the backer rod into. It is recommended to use a jig for equal spacing at every joint.

   • The first is to begin installing moulding in the most inconspicuous corner, and work around the room in sequence until all the moulding is installed. (Keep in mind that it may not be possible to have the pattern match at the last joint or corner)

   •The second method is to install short, prefabricated corner elements and run straight moulding between them, which can reduce the difficulty in making good miter joints on long moulding sections. However, the later procedure does not work well with mouldings which have repeating profiles.

3. It may be necessary to install extra blocking behind the moulding for additional support, especially on large crowns, where it is not possible to screw directly to the wall.

4. Although every attempt is made at the factory to ensure all moulding match end to end, it is necessary to check all moulding for thickness variations. It may be necessary to remove material on some edges or add wedges on other sections for good face alignment. Tighten screws in a sequence, which allows for good alignment.

5. Excess adhesive should be removed immediately. Once cured, it will be necessary to use a knife to remove the adhesive. Wedges can be trimmed or removed once the adhesive has stiffened.

6. Screw holes, wedge gaps and joints can be filled only after the adhesive is cured, approximately 24-48 hours.

7. To fill joint gaps between two mouldings, you will need some closed cell backer rod that is approximately 25% larger than the joint gap (width). Proper size selection is important, as it controls the depth of the sealant bead. It must be oversized to fit tightly into the joint, and prevent bottom-side adhesion of the sealant. Just prior to inserting the backer rod, clean all the joints as per the sealant manufacturer's recommendations.

8. Once the backer rod has been inserted into the joint gap (according to Figure 1), it is recommended to fill the joint with Silicone Building Sealant "DOW CORNING 795" making sure that the sealant bead is at a minimum 2:1 ratio (width vs depth). *see Figure 1

9. Do not apply more sealant than is necessary. More than one coat may be needed to get satisfactory results.

10. The product comes from the factory with two coats of paint. The final coat is a UV stable primer, which is ready to receive a site applied finish. (see finishing section) Spot prime areas where necessary and paint the prepared product using high quality products, which are compatible with each other. Be sure to select the proper grade for the installation, exterior or interior. High gloss and dark colored products are not recommended since any imperfection in the installation or product will be easily visible.

Please note that the DOW CORNING 795 silicone building sealant can be tinted to match any color.

INDEX

Product	Page
AC 1416	144
AC 49F	36
AC 49H	36
AC 611F	36
AC 611H	36
AC100	36
ACORN 29	144
ADH 100	260
AP 5315	114,115
AP 5716	114,115
AP 7018	114,115
AP 8421	114,115
AP 9023	114,115
AP 9823	114,115
ARB 3232	149
ARCH 2031 QG	149
AT 1011-3.5-21	122,123
AT 1011-3.5-24	122,123
AT 1011-3.5-28	122,123
AT 1011-3.5-30	122,123
AT 1011-3.5-32	122,123
AT 1011-3.5-36	122,123
AT 1011-3.5-40	122,123
AT 1011-3.5-48	122,123
AT 1011-3.5-60	122,123
AT 1011-3.5-68	122,123
AT 1011-3.5-72	122,123
AT 1011-3.5-76	122,123
AT 1011-5.5-21	122,123
AT 1011-5.5-24	122,123
AT 1011-5.5-28	122,123
AT 1011-5.5-30	122,123
AT 1011-5.5-32	122,123
AT 1011-5.5-36	122,123
AT 1011-5.5-40	122,123
AT 1011-5.5-48	122,123
AT 1011-5.5-60	122,123
AT 1011-5.5-68	122,123
AT 1011-5.5-72	122,123
AT 1011-5.5-76	122,123
AT 1011-7.5-21	122,123
AT 1011-7.5-24	122,123
AT 1011-7.5-28	122,123
AT 1011-7.5-30	122,123
AT 1011-7.5-32	122,123
AT 1011-7.5-36	122,123
AT 1011-7.5-40	122,123
AT 1011-7.5-48	122,123
AT 1011-7.5-60	122,123
AT 1011-7.5-68	122,123
AT 1011-7.5-72	122,123
AT 1011-7.5-76	122,123
AT 1025-21	122,123
AT 1025-24	122,123
AT 1025-28	122,123
AT 1025-30	122,123
AT 1025-32	122,123
AT 1025-36	122,123
AT 1025-40	122,123
AT 1025-48	122,123
AT 1025-60	122,123
AT 1025-68	122,123
AT 1025-72	122,123
AT 1025-76	122,123
AT 1068-38	122
AT 1068-48	122
AT 1069-36	122
AT 1069-72	122
AT 1071-20	122
AT 1144-20.5	122,123
AT 1144-21	122,123
AT 1144-24	122,123
AT 1144-28	122,123
AT 1144-30	122,123
AT 1144-32	122,123
AT 1144-36	122,123
AT 1144-40	122,123
AT 1144-48	122,123
AT 1144-60	122,123
AT 1144-68	122,123
AT 1144-72	122,123
AT 1144-76	122,123
AT 1365-21	122,123
AT 1365-24	122,123
AT 1365-28	122,123
AT 1365-30	122,123
AT 1365-32	122,123
AT 1365-36	122,123
AT 1365-40	122,123
AT 1365-48	122,123
AT 1365-60	122,123
AT 1365-68	122,123
AT 1365-72	122,123
AT 1365-76	122,123
AT 1458-48.5	122
AT 1471-R180	123
AT 1471-R55	123
AT 1610-71.5	123
BA 10	36
BA 12	36
BA 12GB	144
BA 18/BB10	36
BA 18NB	36
BA 24/BB20	36
BA 3	36
BA 4KN	36
BA 5	36
BA 6	36
BA 7	36
BA 7KN	36
BA 8L	36
BA 8NB	36
BA 8WB	36
BA 9	36
BA12.5	36
BAL 2000-16	4
BAL 2000-20	4
BAL 2000-22	4
BAL 2000-22EXT30	4
BAL 2000-25	4
BAL 2000-25EXT33	4
BAL 2000-25EXT35	4
BAL 2000-28	4
BAL 2000-30	4
BAL 2000-30EXT36	4
BAL 2001-25	4
BAL 2002-20	4
BAL 2005-20	5
BAL 2005-20EXT23	5
BAL 2005-20EXT26	5
BAL 2005-20EXT32	5
BAL 2006-32	5
BAL 2007-30	5
BAL 2008-18	5
BAL 2009-24	6
BAL 2009-26	6
BAL 2010-31	6
BAL 2011-20	6
BAL 2012-25	6
BAL 2012-25FS	6
BAL 2013-29	6
BAL 2013-29H	6
BAL 2014-24	7
BAL 2015-14	7
BAL 2015-14.5	7
BAL 2015-14.75	7
BAL 2015-18.5	7
BAL 2015-20	7
BAL 2015-21	7
BAL 2015-24	7
BAL 2015-28	7
BAL 2015-32	7
BAL 2015-34	7
BAL 2015-36	7
BAL 2015-37.25	7
BAL 2015-37.5	7
BAL 2015-48	7
BAL 2015-58	7
BAL 2015-63	7
BAL 2016-27	7
BAL 2017-22	7
BAL 2018-12	7
BAL 2018-12.25	7
BAL 2018-14	7
BAL 2018-20	7
BAL 2018-25	7
BAL 2018-25P	7
BAL 2018-27	7
BAL 2018-28	7
BAL 2018-30	7
BAL 2018-31	7
BAL 2018-32	7
BAL 2019-15	7
BAL 2019-16	7
BAL 2019-18	7
BAL 2019-20	7
BAL 2019-20EXT22	7
BAL 2019-20EXT27	7
BAL 2019-24	7
BAL 2019-26	7
BAL 2019-28	7
BAL 2019-28EXT32	7
BAL 2019-28EXT36	7
BAL 2019-30	7
BAL 2019-30EXT	7
BAL 2019-30EXT40	7
BAL 2019-32	7
BAL 2019-34	7
BAL 2019-34EXT36	7
BAL 2020-31	8
BAL 2020-36	8
BAL 2021-28	8
BAL 2021-38	8
BAL 2022-21	8
BAL 2022-21EXT23	8
BAL 2022-24	8
BAL 2023-18	9
BAL 2024-26	9
BAL 2024-26EXT36	9
BAL 2025-23	9
BAL 2025-25	9
BAL 2026-16	9
BAL 2027-19	9
BAL 2027-20	9
BAL 2027-20FS	9
BAL 2027-21	9
BAL 2027-22	9
BAL 2027-22EXT24	9
BAL 2027-22EXT24CF	9
BAL 2027-22EXT30	9
BAL 2027-22EXT32	9
BAL 2027-22FS	9
BAL 2027-26	9
BAL 2027-26CF	9
BAL 2027-26EXT34	9
BAL 2027-26EXT36	9
BAL 2027-27	9
BAL 2027-27EXT35	9
BAL 2027-28	9
BAL 2027-29	9
BAL 2027-29EXT30	9
BAL 2027-29EXT30FS	9
BAL 2027-29EXT32	9
BAL 2027-29EXT32FS	9
BAL 2027-29EXT35	9
BAL 2027-29EXT38	9
BAL 2028-12	10
BAL 2028-9	10
BAL 2029-30	10
BAL 2030-18	10
BAL 2031-25FS	10
BAL 2031-28FS	10
BAL 2031-30FS	10
BAL 2032-29	10
BAL 2032-31	10
BAL 2032-31FS	10
BAL 2033-10	11
BAL 2033-16	11
BAL 2033-20	11
BAL 2033-20EXT32	11
BAL 2033-26	11
BAL 2034-28	11
BAL 2034-28EXT35	11
BAL 2035-28	11
BAL 2036-21	11
BAL 2036-22	11
BAL 2036-29	11
BAL 2037-26	11
BAL 2038-36	11
BAL 2039-18	12
BAL 2039-18EXT21	12
BAL 2040-23	12
BAL 2041-29	12
BAL 2041-29FS	12
BAL 2042-27	12
BAL 2042-30	12
BAL 2042-30EXT36	12
BAL 2043-19	12
BAL 2044-20	13
BAL 2044-27	13
BAL 2045-12H	13
BAL 2046-14	13
BAL 2046-25	13
BAL 2046-25FS	13
BAL 2046-26	13
BAL 2046-32	13
BAL 2046-36	13
BAL 2046-38	13
BAL 2046-42	13
BAL 2047-31	13
BAL 2047-31EXT34	13
BAL 2048-25	14
BAL 2049-26	14
BAL 2050-32	14
BAL 2051-24	14
BAL 2052-18	14
BAL 2053-28	14
BAL 2053-36	14
BAL 2054-24SS	14
BAL 2055-32	14
BAL 2056-19	14
BAL 2057-33	15
BAL 2058-24	15
BAL 2059-18	15
BAL 2059-24	15
BAL 2059-27	15
BAL 2060-12	15
BAL 2061-40	16
BAL 2062-20	16
BAL 2063-27	16
BAL 2064-35	16
BAL 2065-24	16
BAL 2066-22	16
BAL 2067-24	16
BAL 2068-20	16
BAL 2069-28	16
BAL 2070-29	16
BAL 2071-30	17
BAL 2072-27	17
BAL 2073-38	17
BAL 2074-20	17
BAL 2076-24	17
BAL 2077-31	17
BAL 2078-10	17
BAL 2079-20	17
BAL 2080-18	17
BAL 2082-28	17
BAL 2083-22	18
BAL 2084-24	18
BAL 2085-22	18
BAL 2086-28	18
BAL 2087-23	18
BAL 2088-12	18
BAL 2088-15	18
BAL 2088-17	18
BAL 2088-20	18
BAL 2088-25	18
BAL 2088-30	18
BAL 2089-23	19
BAL 2090-15	19
BAL 2091-24	19
BAL 2092-17	19
BAL 2093-25	19
BAL 2094-21	19
BAL 2095-23	19
BAL 2096-24EXT30	19
BAL 2097-33	20
BAL 2097-33P	20
BAL 2098-26	20
BAL 2099-24	20
BAL 2200-24.5	21
BAL 2200-28	21
BAL 2201-24	21
BAL 2202-19	21
BAL 2203-30	21
BAL 2204-24	21
BAL 2205-28	21
BAL 2206-10	22
BAL 2207-17	22
BAL 2208-25	22

Product	Page
BAL 2209-21	22
BAL 2210-22	22
BAL 2211-20	22
BAL 2211-24	22
BAL 2211-24EXT27	22
BAL 2212-35	22
BAL 2213-19	22
BAL 2214-26	22
BAL 2215-29.75	23
BAL 2216-20	23
BAL 2217-28	23
BAL 2218-25	23
BAL 2219-17	23
BAL 2220-20	23
BAL 2221-19	23
BAL 2222-30	23
BAL 2223-25	23
BAL 2224-22	24
BAL 2224-25	24
BAL 2225-24	24
BAL 2225-27	24
BAL 2225-28	24
BAL 2225-36	24
BAL 2226-19	24
BAL 2227-36	24
BAL 2228-11	24
BAL 2229-13	24
BAL 2230-32	25
BAL 2231-23	25
BAL 2232-33	25
BAL 2233-34	25
BAL 2234-18	25
BAL 2235-16	25
BAL 2236-26	25
BAL 2237-34	25
BAL 2238-19H	25
BAL 2239-45	25
BAL 2240-28	27
BAL 2241-31	26
BAL 2241-31EXT39	26
BAL 2242-23	27
BAL 2243-21	26
BAL 2244-21	26
BAL 2245-29	26
BAL 2246-21	26
BAL 2247-22	26
BAM 153	144
BAM 203	144
BAM 205	144
BAM 255	144
BAM 336	144
BAM 972	144
BD 100	4
BD 101	4
BF 200	144
BL 2400	40
BL 2401	73
BL 2402	73
BL 2403	75
BL 2404	60
BL 2404L-10/12	60
BL 2404L-12/12	60
BL 2404L-5/12	60
BL 2404L-7/12	60
BL 2404R-10/12	60
BL 2404R-12/12	60
BL 2404R-5/12	60
BL 2404R-7/12	60
BL 2405	73
BL 2405L-6/12	73
BL 2405R-6/12	73
BL 2407	45
BL 2408	64
BL 2408L-10/12	64
BL 2408R-10/12	64
BL 2411-16	51
BL 2411-18	51
BL 2412	46
BL 2412L-8/12	46
BL 2412R-8/12	46
BL 2413	69
BL 2414	61
BL 2415	58
BL 2416	73
BL 2416L-12/12	73
BL 2416L-7.5/12	73
BL 2416L-9/12	73
BL 2416R-12/12	73
BL 2416R-7.5/12	73
BL 2416R-9/12	73
BL 2419	47
BL 2420	40
BL 2421-26	64
BL 2421-32	64
BL 2422	41
BL 2423	40
BL 2424	69
BL 2424L-10/12	69
BL 2424L-5/12	69
BL 2424L-7/12	69
BL 2424R-10/12	69
BL 2424R-5/12	69
BL 2424R-7/12	69
BL 2425	48
BL 2426	46
BL 2427	42
BL 2428	44
BL 2429	48
BL 2430	96
BL 2431	81
BL 2432	70
BL 2433	72
BL 2434	98
BL 2435	76
BL 2436	43
BL 2437	97
BL 2438	78
BL 2439	62
BL 2440	40
BL 2441	69
BL 2441L-10/12	69
BL 2441R-10/12	69
BL 2442	75
BL 2443	74
BL 2444	61
BL 2444L-5/12	61
BL 2444L-6/12	61
BL 2444L-7/12	61
BL 2444L-8/12	61
BL 2444L-9/12	61
BL 2444R-5/12	61
BL 2444R-6/12	61
BL 2444R-7/12	61
BL 2444R-8/12	61
BL 2444R-9/12	61
BL 2445	42
BL 2445	76
BL 2446	83
BL 2447FS	70
BL 2448	50
BL 2449	50
BL 2450L	41
BL 2450R	41
BL 2451	94
BL 2452	94
BL 2453	95
BL 2454	73
BL 2456	49
BL 2457	47
BL 2458	47
BL 2459	63
BL 2460	48
BL 2461	69
BL 2462	63
BL 2463	42
BL 2464	44
BL 2465-15	86
BL 2465-28	86
BL 2466	72
BL 2467	67
BL 2468	88
BL 2469	61
BL 2469L-12/12	61
BL 2469L-5/12	61
BL 2469L-7/12	61
BL 2469L-9/12	61
BL 2469R-12/12	61
BL 2469R-5/12	61
BL 2469R-7/12	61
BL 2469R-9/12	61
BL 2470FS	75
BL 2471FS	75
BL 2472	46
BL 2473	47
BL 2474	73
BL 2475	67
BL 2476A	44
BL 2476B	44
BL 2476C	44
BL 2476COMBINED	44
BL 2476L-8/12	44
BL 2476R-8/12	44
BL 2477	47
BL 2478	98
BL 2479	69
BL 2480	81
BL 2481	46
BL 2482	96
BL 2483A	42
BL 2483B	42
BL 2483C	42
BL 2483COMBINED	42
BL 2483L-5/12	42
BL 2483R-5/12	42
BL 2484	66
BL 2485	66
BL 2486	62
BL 2487	47
BL 2488	63
BL 2489	80
BL 2490	70
BL 2491	75
BL 2491L-8/12	75
BL 2491R-8/12	75
BL 2492	43
BL 2493	78
BL 2494	63
BL 2495	75
BL 2496	45
BL 2498	64
BL 2498L-6/12	64
BL 2498R-6/12	64
BL 2499	88
BL 2500	70
BL 2500L-10/12	70
BL 2500L-6/12	70
BL 2500L-7/12	70
BL 2500R-10/12	70
BL 2500R-6/12	70
BL 2500R-7/12	70
BL 2501	74
BL 2502	45
BL 2503	83
BL 2504	80
BL 2505	96
BL 2506	98
BL 2507	96
BL 2508	49
BL 2509	61
BL 2510A	96
BL 2510B	96
BL 2510C	96
BL 2511A	96
BL 2511B	96
BL 2511C	96
BL 2513	77
BL 2514	54
BL 2515	69
BL 2516	42
BL 2517	40
BL 2518	59
BL 2519	61
BL 2520	83
BL 2521	81
BL 2522	40
BL 2523	73
BL 2524	73
BL 2525	61
BL 2526	61
BL 2527	49
BL 2528	75
BL 2529	98
BL 2530	40
BL 2531	48
BL 2532	81
BL 2533	81
BL 2534	48
BL 2535	45
BL 2535L-9/12	45
BL 2535R-9/12	45
BL 2536	72
BL 2537	67
BL 2538	42
BL 2539	73
BL 2540	73
BL 2541	88
BL 2542	64
BL 2543	84
BL 2544	51
BL 2545	76
BL 2546	74
BL 2547	54
BL 2548	78
BL 2549	51
BL 2550	51
BL 2551	51
BL 2552	52
BL 2553	77
BL 2554	73
BL 2555	88
BL 2556	61
BL 2557	43
BL 2558	90
BL 2559	90
BL 2560	63
BL 2561	98
BL 2562	54
BL 2563	40
BL 2564	51
BL 2565	89
BL 2566	48
BL 2567	86
BL 2568	98
BL 2569	74
BL 2570	66
BL 2570L-9/12	66
BL 2570R-9/12	66
BL 2571	61
BL 2571L-6.5/12	61
BL 2571R-6.5/12	61
BL 2572	65
BL 2573	73
BL 2573L-10/12	73
BL 2573L-6/12	73
BL 2573R-10/12	73
BL 2573R-6/12	73
BL 2574	41
BL 2575	63
BL 2576	88
BL 2577	82
BL 2578	63
BL 2579	97
BL 2580	63
BL 2581	42
BL 2582	80
BL 2583	65
BL 2584	74
BL 2585	78
BL 2586	71
BL 2587	72
BL 2588	66
BL 2589	82
BL 2590	49
BL 2591	87
BL 2592-3.5	67
BL 2592-4.5	67
BL 2592-5.5	67
BL 2593	80
BL 2594	84
BL 2595	74
BL 2596	98
BL 2597	43
BL 2598	93
BL 2599	94
BL 2600	94
BL 2601	83
BL 2602	83
BL 2603	98
BL 2604A	43
BL 2604B	43

INDEX

Product	Page
BL 2604COMBINED	43
BL 2604V	43
BL 2605	49
BL 2606	91
BL 2607	91
BL 2608	91
BL 2609L-5/12	58
BL 2609R-5/12	58
BL 2610	42
BL 2611	58
BL 2612	80
BL 2613	75
BL 2614	89
BL 2615	92
BL 2616	78
BL 2617	46
BL 2618	81
BL 2619	77
BL 2620	48
BL 2621	43
BL 2622	62
BL 2623	71
BL 2624	71
BL 2625	60
BL 2626	49
BL 2627	49
BL 2628	62
BL 2629	62
BL 2629L-5/12	62
BL 2629R-5/12	62
BL 2630	62
BL 2631	71
BL 2632	45
BL 2633	77
BL 2634	69
BL 2635L	42
BL 2635R	42
BL 2636	96
BL 2637	70
BL 2638	70
BL 2639	81
BL 2640	75
BL 2641	62
BL 2641L-10/12	62
BL 2641L-5/12	62
BL 2641L-6/12	62
BL 2641R-10/12	62
BL 2641R-5/12	62
BL 2641R-6/12	62
BL 2642PC	95
BL 2643	61
BL 2644	45
BL 2645	93
BL 2646	53
BL 2647	52
BL 2648	53
BL 2649	92
BL 2650	86
BL 2651	78
BL 2652	62
BL 2653	64
BL 2654	70
BL 2655	70
BL 2656	71
BL 2657	69
BL 2658L-8/12	62
BL 2658R-8/12	62
BL 2659	51
BL 2660	74
BL 2661	87
BL 2662	65
BL 2663	65
BL 2664	64
BL 2665	86
BL 2666	41
BL 2667	66
BL 2668	52
BL 2670	71
BL 2671	88
BL 2672	88
BL 2673	96
BL 2674	69
BL 2675	94
BL 2676	72
BL 2677	63
BL 2678	54
BL 2679	67
BL 2680	51
BL 2681	92
BL 2682	54
BL 2683	54
BL 2684	75
BL 2685	52
BL 2686	95
BL 2687	46
BL 2688	84
BL 2689	86
BL 2690	53
BL 2691	48
BL 2692	57
BL 2693	57
BL 2694	57
BL 2695	57
BL 2696	57
BL 2697	57
BL 2698	85
BL 2699	76
BL 2700	83
BL 2701	90
BL 2702	78
BL 2703	86
BL 2704	67
BL 2705	67
BL 2706	55
BL 2707	49
BL 2708	60
BL 2709	60
BL 2710	51
BL 2711	69
BL 2712	91
BL 2713	91
BL 2714	76
BL 2715	86
BL 2716	86
BL 2717	81
BL 2718	58
BL 2719	80
BL 2720RS	94
BL 2721	84
BL 2722	75
BL 2723	84
BL 2724	50
BL 2725	47
BL 2726	78
BL 2727	92
BL 2728	71
BL 2729	50
BL 2730-10	97
BL 2730-12	97
BL 2731	78
BL 2732-24	72
BL 2732-48	72
BL 2733	49
BL 2734	41
BL 2735	86
BL 2736	73
BL 2737	55
BL 2738	72
BL 2739	50
BL 2740	46
BL 2741	62
BL 2742	52
BL 2743	52
BL 2744	58
BL 2745	84
BL 2746	84
BL 2747	84
BL 2748	65
BL 2749	77
BL 2750	78
BL 2751	78
BL 2752	60
BL 2753	60
BL 2754	55
BL 2755	41
BL 2756	57
BL 2757	45
BL 2758	67
BL 2759-10/12	75
BL 2759-6/12	75
BL 2760	75
BL 2761	63
BL 2762	43
BL 2763	78
BL 2764	54
BL 2765	54
BL 2766	54
BL 2767	67
BL 2768	72
BL 2769	60
BL 2770RS	56
BL 2771RS	56
BL 2772	51
BL 2773	51
BL 2774	53
BL 2775	89
BL 2776	53
BL 2777	89
BL 2778	57
BL 2779	57
BL 2780	77
BL 2781	58
BL 2782	40
BL 2783	40
BL 2784	40
BL 2785	77
BL 2786	84
BL 2787	97
BL 2788	97
BL 2789	55
BL 2790	65
BL 2791	71
BL 2792	81
BL 2793	93
BL 2794	77
BL 2795	69
BL 2796	64
BL 2796L-10/12	64
BL 2796R-10/12	64
BL 2797	45
BL 2798	53
BL 2799	76
BL 2800	41
BL 2801	65
BL 2802	59
BL 2803	44
BL 2804	44
BL 2805	59
BL 2806	69
BL 2807	55
BL 2808L	74
BL 2808R	74
BL 2809	66
BL 2810	81
BL 2811	92
BL 2812	63
BL 2812L-8/12	63
BL 2812R-8/12	63
BL 2813	63
BL 2814RS	79
BL 2815RS	72
BL 2816CF	50
BL 2817	50
BL 2817CF	50
BL 2818	74
BL 2819	74
BL 2820RS	59
BL 2821	89
BL 2822	55
BL 2823	66
BL 2824	77
BL 2825	78
BL 2826	80
BL 2827	55
BL 2827L-10/12	55
BL 2827R-10/12	55
BL 2828	87
BL 2829	40
BL 2830	44
BL 2831	87
BL 2832	93
BL 2833	72
BL 2834	63
BL 2835	42
BL 2836	42
BL 2837	40
BL 2838	50
BL 2839	72
BL 2840	66
BL 2841	65
BL 2842	73
BL 2843	50
BL 2844	88
BL 2845	40
BL 2846	63
BL 2846L-10/12	63
BL 2846L-15/12	63
BL 2846R-10/12	63
BL 2846R-15/12	63
BL 2847L-15/12	63
BL 2847R-15/12	63
BL 2848	63
BL 2849	79
BL 2850	98
BL 2851	66
BL 2852	92
BL 2853	79
BL 2854	43
BL 2855	49
BL 2856	85
BL 2857	81
BL 2858	66
BL 2859	83
BL 2860	66
BL 2861	76
BL 2862	58
BL 2863	91
BL 2864	44
BL 2865	44
BL 2866	51
BL 2867	55
BL 2868	90
BL 2869	87
BL 2870	58
BL 2871	61
BL 2872	56
BL 2873	62
BL 2874	41
BL 2875	64
BL 2877	76
BL 2878	69
BL 2879	86
BL 2880	50
BL 2881	71
BL 2882	42
BL 2883	60
BL 2884	81
BL 2885	81
BL 2886	75
BL 2886L-12/12	75
BL 2886R-12/12	75
BL 2887	57
BL 2888	58
BL 2889PC	68
BL 2890	80
BL 2891	94
BL 2892	89
BL 2893	82
BL 2894	85
BL 2895	43
BL 2896	46
BL 2897PC	68
BL 2898PC	68
BL 2899PC	68
BL 2900	95
BL 2901	52
BL 2902	49
BL 2903	55
BL 2904	56
BL 2905	61
BL 2905L-6/12	61
BL 2905R-6/12	61
BL 2906	72
BL 2907	73
BL 2908	59
BL 2909L-6/12	62
BL 2909L-7/12	62
BL 2909R-6/12	62
BL 2909R-7/12	62
BL 2910	60

Product	Page
BL 2911	62
BL 2912	52
BL 2913	56
BL 2914	62
BL 2915	58
BL 2916	63
BL 2917	87
BL 2918	41
BL 2919	76
BL 2920	54
BL 2921	54
BL 2922	48
BL 2923	60
BL 2924	59
BL 2925	52
BL 2926	52
BL 2927	50
BL 2928	90
BL 2929	63
BL 2929L-6/12	63
BL 2929R-6/12	63
BL 2930	46
BL 2931	51
BL 2932	50
BL 2933	76
BL 2934	82
BL 2935	46
BL 2936	66
BL 2936L-6/12	66
BL 2936R-6/12	66
BL 2937	74
BL 2938	94
BL 2939	52
BL 2940	76
BL 2941	76
BL 2942	91
BL 2943	91
BL 2944	65
BL 2945	91
BL 2946	50
BL 2947	69
BL 2948	71
BL 2949	71
BL 2950	79
BL 2951	45
BL 2952	71
BL 2953	51
BL 2954	80
BL 2955	96
BL 2956	43
BL 2957	84
BL 2958	72
BL 2959	72
BL 2960	44
BL 2961	44
BL 2962	92
BL 2963-14	69
BL 2963-18	69
BL 2963-7.75	69
BL 2964	80
BL 2965	77
BL 2966	95
BL 2967	73
BL 2968	62
BL 2969	51
BL 2970	82
BL 2971	80
BL 2972	80
BL 2973	71
BL 2974	45
BL 2975	82
BL 2976	78
BL 2977	56
BL 2978	59
BL 2979	65
BL 2980	55
BL 2981	66
BL 2982	42
BL 2983	45
BL 2984	75
BL 2985	78
BL 2986	71
BL 2987	53
BL 2989	48
BL 2990	97
BL 2991	58
BL 2992	59
BL 2993	43
BL 2994	91
BL 2995	93
BL 2996	94
BL 2997	74
BL 2998	46
BL 2999	61
BL 3000	96
BL 3001	96
BL 3002	70
BL 3003	70
BL 3004	97
BL 3005	51
BL 3006	58
BL 3007	53
BL 3008	85
BL 3009	85
BL 3010	82
BL 3011	84
BL 3012RS	68
BL 3013	88
BL 3014	81
BL 3015	56
BL 3016	46
BL 3018	78
BL 3019	97
BL 3020	90
BL 3021	78
BL 3022	94
BL 3023	60
BL 3024	57
BL 3025	57
BL 3026	56
BL 3027	77
BL 3028	52
BL 3029	52
BL 3030	85
BL 3031	85
BL 3032	77
BL 3033	64
BL 3034	90
BL 3035	87
BL 3036	87
BL 3037	83
BL 3038	46
BL 3039	46
BL 3040	62
BL 3042	83
BL 3043	66
BL 3044	47
BL 3045	89
BL 3046	88
BL 3047	83
BL 3048	40
BL 3050	89
BL 3051	90
BL 3052	48
BL 3053	93
BL 3054	60
BL 3055	60
BL 3056	60
BL 3057	63
BL 3058	95
BL 3059	78
BL 3060	91
BL 3061	42
BL 3062	74
BL 3063	64
BL 3064	90
BL 3065	87
BL 3066	57
BL 3067	46
BL 3068	65
BL 3069	65
BL 3070	76
BL 3071	89
BL 3071	90
BL 3072	95
BL 3073	86
BL 3074	95
BL 3075	95
BL 3076	85
BL 3077	69
BL 3078	95
BL 3079	95
BL 3080	74
BL 3081WG	87
BL 3082WG	87
BL 3083	77
BL 3084	84
BL 3085	83
BL 3086	90
BL 3087	55
BL 3088	55
BL 3089	80
BL 3090	50
BL 3091WC	82
BL 3092	77
BL 3093	65
BL 3094	53
BL 3095	76
BL 3096	80
BL 3097	82
BL 3098	82
BL 3099	69
BL 3100	69
BL 3102RS	71
BL 3103	94
BL 3104	87
BL 3105	75
BL 3106	69
BL 3107	97
BL 3109	47
BL 3110	50
BL 3111	86
BL 3112RS	71
BL 3113	46
BL 3114	79
BL 3115	53
BL 3116	92
BL 3117	57
BL 3118	57
BL 3120	74
BL 3121	64
BL 3122RS	53
BL 3123	92
BL 3124	49
BL 3125	82
BL 3126	61
BL 3127	76
BL 3128	82
BL 3129	76
BL 3130	49
BL 3131	61
BL 3132	90
BL 3134	79
BL 3135	58
BL 3136	79
BL 3137	79
BL 3138	92
BL 3139	58
BL 3140	81
BL 3141	83
BL 3142	53
BL 3143	53
BL 3144	88
BL 3145	80
BL 3146	61
BL 3146L-6/12	61
BL 3146R-6/12	61
BL 3147	73
BL 3149	77
BL 3150PC	70
BL 3151PC	70
BL 3152PC	70
BL 3153PC	70
BL 3157	73
BL 3158	50
BL 3159	66
BL 3160	88
BL 3161	50
BL 3162	93
BL 3163WG	84
BL 3164WG	72
BL 3165	56
BL 3166	65
BL 3167	69
BL 3168	82
BL 3169	56
BL 3170	81
BL 3171	80
BL 3172	77
BL 3173	56
BL 3174	56
BL 3175	89
BL 3176	58
BL 3177	77
BL 3178	83
BL 3179	49
BL 3180	81
BL 3181	79
BL 3182	55
BL 3183	56
BL 3184	80
BL 3185	55
BL 3186	97
BL 3187	89
BL 3188	89
BL 3189	79
BL 3191	87
BL 3192	87
BSE 100-10	106,107
BSE 100-12	106,107
BSE 100-14	106,107
BSE 100-16	106,107
BSE 100-6	106,107
BSE 100-8	106,107
BSE 600-10	106,107
BSE 600-12	106,107
BSE 600-14	106,107
BSE 600-16	106,107
BSE 600-6	106,107
BSE 600-8	106,107
BSE 900-10	106,107
BSE 900-12	106,107
BSE 900-8	106,107
CAP 100-10	106,107
CAP 100-12	106,107
CAP 100-14	106,107
CAP 100-16	106,107
CAP 100-6	106,107
CAP 100-8	106,107
CAP 400-10	106,107
CAP 400-12	106,107
CAP 400-14	106,107
CAP 400-16	106,107
CAP 400-6	106,107
CAP 400-8	106,107
CAP 500-10	106,107
CAP 500-12	106,107
CAP 500-14	106,107
CAP 500-16	106,107
CAP 500-6	106,107
CAP 500-8	106,107
CAP 700-10	106,107
CAP 700-12	106,107
CAP 700-14	106,107
CAP 700-16	106,107
CAP 700-6	106,107
CAP 700-8	106,107
CAP 900-10	106,107
CAP 900-12	106,107
CAP 900-8	106,107
CBBS SERIES	250
CHD 5009	114,115
CHD 5409	114,115
CHD 6609	114,115
CHD 8109	114,115
CHD 8609	114,115
CHD 9409	114,115
CHT 5009	114,115
CHT 5011	114,115
CHT 5409	114,115
CHT 5411	114,115
CHT 6609	114,115
CHT 6611	114,115
CHT 8109	114,115
CHT 8111	114,115
CHT 8609	114,115
CHT 8611	114,115
CHT 9409	114,115
CHT 9411	114,115
CLM 100-10	104,105

INDEX

Product	Page
CLM 100-12	104,105
CLM 100-14	104,105
CLM 100-16	104,105
CLM 100-8	104,105
CLM 200-10	104,105
CLM 200-12	104,105
CLM 200-14	104,105
CLM 200-16	104,105
CLM 200-8	104,105
CLM 230-10	104,105
CLM 230-12	104,105
CLM 230-14	104,105
CLM 230-16	104,105
CLM 230-8	104,105
CLM 300-10	104,105
CLM 300-12	104,105
CLM 300-14	104,105
CLM 300-16	104,105
CLM 300-6	104,105
CLM 300-8	104,105
CLM 400-10	104,105
CLM 400-12	104,105
CLM 400-8	104,105
CM 1221	134
CM 1313R	134
CM 1515	134
CM 1717	134
CM 1717SM	134
CM 1818	134
CM 1818-32	134
CM 1818C	134
CM 1818R	134
CM 1818S	134
CM 1818S-24	134
CM 1818SB	134
CM 2020	134
CM 2121	134
CM 2121FL-21	135
CM 2121FL-27	135
CM 2121FL-33	135
CM 2222	135
CM 2424	135
CM 2424-18	135
CM 2424-30	135
CM 2424R	134
CM 2424S	135
CM 2424S-18	135
CM 2424S-33	135
CM 2424S-45	135
CM 2424S-60	135
CM 2424SB	134
CM 2626	135
CM 2626-33	135
CM 2626L	135
CM 2717	135
CM 2828	135
CM 2828S	135
CM 2929	135
CM 3030	136
CM 3042	136
CM 3131R	134
CM 3131SB	134
CM 3137	136
CM 3232	136
CM 3232AL-24	136
CM 3232AL-32	136
CM 3232AL-45	136
CM 3232AL-60	136
CM 3232L	136
CM 3232SR	136
CM 3333-27	137
CM 3333-32	137
CM 3434	137
CM 3535	137
CM 3636	137
CM 4040	137
CM 4471	137
CM 4671	137
CM 4747	137
CM 99BF	134
CM 99L	134
CP 100	140
CP 2900	138
CP 2901	138
CP 2902	138
CP 2903	138
CP 2904	138
CP 2905	138
CP 2907	138
CP 2908	138
CP 2909	138
CP 2910	138
CR 1	139
CR 10	139
CR 101	140
CR 102	140
CR 103	140
CR 104	140
CR 105	140
CR 106	140
CR 107	140
CR 107CF	140
CR 108	140
CR 108CF	140
CR 109	139
CR 11	139
CR 1183-18	142
CR 1183-4	142
CR 12	139
CR 133	139
CR 177	140
CR 2	139
CR 33	140
CR 331	140
CR 441	140
CR 5	139
CR 55	140
CR 550	141
CR 551	141
CR 66	139
CR 661	141
CR 7	139
CR 74	139
CR 77	139
CR 83	139
CR 84	139
CR 85	139
CR 86	139
CR 87	140
CR 88	140
CR 9	139
CSH 1004	112
CSH 1006	112
CSH 1015	112
CSH 1018	112
CSH 1025	112
CSH 1035	112
CSH 1038	112
CSH 1052	112
CSH 1142	112
CSH 1158	112
CSH 1252	112
CSH 1267	113
CSH 1316	113
CSH 1335	113
CSH 1336	113
CSH 1354	113
CSH 1403	113
CUPOLA 2125	148
DECO FLEX	158
DM 1000	144
FAC 13826L	152
FAC 13826R	152
FAC 18126L	152
FAC 18126R	152
FBC 10108	108
FBC 10116	108
FBC 10120	108
FBC 1060	108
FBC 1096	108
FBC 8120	108
FBC 860	108
FBC 896	108
FBCS 10108	108
FBCS 10116	108
FBCS 10120	108
FBCS 1060	108
FBCS 1096	108
FBCS 8120	108
FBCS 860	108
FBCS 896	108
FD 100	159
FIN 102	146
FIN 103	147
FIN 104	147
FIN 105	146
FIN 106	146
FIN 107	147
FIN 108	147
FIN 109	147
FIN 110	146
FIN 111	147
FIN 112	147
FIN 113	147
FIN 114	147
FIN 115	147
FIN 116	147
FIN 117	147
FIN 118	147
FIN 119	146
FIN 120	146
FIN 13	147
FIN 21	146
FIN 23	147
FIN 24	146
FIN 3110	147
FIN 32	147
FIN 34	146
FIN 48	146
FIN 60	146
FIN 7	146
FIN 8	146
FLEXIBLE MOULDING	158
FP 7248C	152
FP 7248M	152
FP 7248P	152
FP 7254	152
FT 3400	145
FT 3401	145
FT 3402	145
FT 3403	145
FT 3404	145
FT 3405	145
FT 3406	145
FT 3407	145
FT 3408	145
FT 3409	145
FT 3410	145
FT 3411	145
FT 3412	145
FT 3413	145
FT 3414	145
FTA 4 2852	129
FTHR 3-27	130
FTHR 3-41	130
FTHR 5-36	130
FTHR 5-48	130
FTO 2234	130
FTR 19	128
FTR 22	128
FTR 24	128
FTR 28	128
FTR 30	128
FTR 36	128
FTR 48	128
FTR 6-31	128
FTR 6-78	128
FTT 4114	128
FTT 8021	128
GB 3300	99
GB 3301	99
GB 3302	99
GB 3303	99
GB 3304	99
GB 3305	99
GB 3306	99
GB 3307A	99
GB 3307B	99
GB 3308A	99
GB 3308B	99
GB 3309	100
GB 3310	100
GB 3311	100
GB 3312	100
GB 3313-5/12	100
GB 3313-6/12	100
GB 3314	100
GB 3315	100
GB 3316	100
GB 3317-3/12	100
GB 3317-6/12	100
GB 3318	100
GB 3319	100
GB 3320	101
GB 3321	101
GB 3322	101
GB 3323-10/12	102
GB 3323-11/12	102
GB 3323-12/12	102
GB 3323-13/12	102
GB 3323-14/12	102
GB 3323-15/12	102
GB 3323-16/12	102
GB 3323-18/12	102
GB 3323-4/12	102
GB 3323-5/12	102
GB 3323-6/12	102
GB 3323-7/12	102
GB 3323-8/12	102
GB 3323-9/12	102
GB 3324	101
GB 3325-10/12	102
GB 3325-11/12	102
GB 3325-12/12-68	102
GB 3325-12/12-81	102
GB 3325-13/12	102
GB 3325-14/12	102
GB 3325-15/12	102
GB 3325-16/12	102
GB 3325-18/12	102
GB 3325-4/12	102
GB 3325-5/12	102
GB 3325-6/12	102
GB 3325-7/12	102
GB 3325-8/12	102
GB 3325-9/12	102
GB 3326-10/12	102
GB 3326-11/12	102
GB 3326-12/12-48	102
GB 3326-12/12-74	102
GB 3326-13/12	102
GB 3326-14/12	102
GB 3326-15/12	102
GB 3326-16/12	102
GB 3326-18/12	102
GB 3326-4/12	102
GB 3326-5/12	102
GB 3326-6/12	102
GB 3326-7/12	102
GB 3326-8/12	102
GB 3326-9/12	102
GB 3327-10/12	102
GB 3327-12/12-132	102
GB 3327-12/12-36	102
GB 3327-12/12-68	102
GB 3327-14/12	102
GB 3327-16/12	102
GB 3327-5/12-148	102
GB 3327-5/12-98	102
GB 3327-6/12	102
GB 3327-7/12	102
GB 3327-8/12	102
GB 3327-9/12	102
GB 3330	101
GB 3331	101
GB 3332	101
GB 3333	101
GB 3334	101
HCS 10052	120
HCS 10454	120
HCS 10856	120
HCS 2413	120
HCS 2513	120
HCS 2815	120
HCS 2915	120
HCS 3016	120
HCS 3210	120
HCS 3318	120
HCS 3619	120
HCS 3720	120

Product	Page
HCS 4021	120
HCS 4121	120
HCS 4222	120
HCS 4423	120
HCS 4825	120
HCS 5027	120
HCS 5629	120
HCS 6031	120
HCS 6433	120
HCS 6835	120
HCS 7237	120
HCS 7639	120
HCS 8041	120
HCS 8443	120
HCS 8845	120
HCS 9247	120
HCS 9649	120
HD 102	159
HD 103	159
HD103A	159
HSS 10017	120
HSS 10210	120
HSS 10417	120
HSS 10818	120
HSS 11218	120
HSS 11412	120
HSS 12221	120
HSS 12622	120
HSS 13222	120
HSS 14414	120
HSS 19915	120
HSS 2409	120
HSS 2508	120
HSS 2809	120
HSS 2908	120
HSS 3009	120
HSS 3209	120
HSS 3309	120
HSS 3609	120
HSS 3612	120
HSS 3709	120
HSS 4010	120
HSS 4110	120
HSS 4210	120
HSS 4412	120
HSS 4812	120
HSS 5212	120
HSS 5612	120
HSS 6013	120
HSS 6413	120
HSS 6814	120
HSS 7214	120
HSS 7615	120
HSS 8015	120
HSS 8415	120
HSS 8816	120
HSS 9216	120
HSS 9617	120
IRON FLEX	158
K 2700	126
K 2701	126
K 2702	126
K 2703	126
K 2704	125
K 2705	125
K 2706	125
K 2707	125
K 2708	126
K 2709	125
K 2710	125
K 2711	125
K 2712	125
K 2713	125
K 2714	126
K 2715	125
K 2716	126
K 2717	126
K 2718	126
K 2719	126
K 2720	126
K 2721	126
K 2722	125
K 2723	125
K 2724	126
K 2725	125
K 2726	126
K 2727	126
K 2728	125
K 2729	125
K 2730	125
K 2731	125
K 2732	126
K 2733	125
K 2734	126
K 2735	126
K 2736	126
K 2737	125
K 2738	126
K 2739	126
K 2740	125
K 2741	125
K 2742	125
K 2743	126
K 2744	126
K 2745	126
K 2746	126
K 2747	125
K 2748	125
KIN 01-C	35
KIN 01-W	35
KIN 02-C	35
KIN 02-W	35
KIN 03-C	35
KIN 03-W	35
KIN 04-C	35
KIN 04-W	35
KIN 06-C	35
KIN 06-W	35
KIR 01	35
KIR 02	35
KIR 03	35
KIR 04	35
KIR 05	35
KIT 100	154
KIT 101	154
LB 1414	149
LB 68	149
LB 88	149
LCA 1014	129
LCA 1218	129
LCA 1224	129
LCA 1818	129
LCA 1824	129
LCA 1826	129
LCA 1828	129
LCA 1830	129
LCA 1836	129
LCA 1855	129
LCA 1928	129
LCA 2079	129
LCA 2231	129
LCA 2232	129
LCA 2234	129
LCA 2430	129
LCA 2436	129
LCA 2843	129
LCA 2852	129
LCA 3024	129
LCA 3042	129
LCA 3648	129
LCA 4284	129
LCA 824	129
LCA 836	129
LCARB 30	129
LCD 1414	132
LCD 2424	132
LCD 3434	132
LCE 1830	129
LCE 2234	129
LCE 3024	129
LCHO 1812	131
LCHO 2923	131
LCHO 3018	131
LCHO 3422	131
LCHO 4021	131
LCHO 4836	131
LCHO K 2923	131
LCHO K 3018	131
LCHO K 3422	131
LCHO K 3424	131
LCHO K 3724	131
LCHR 2412	130
LCHR 2416	130
LCHR 3019	130
LCHR 3216	130
LCHR 3220	130
LCHR 3618	130
LCHR 3622	130
LCHR 4021	130
LCHR 4225	130
LCHR 4828	130
LCHR 6034	130
LCHR 7236	130
LCO 12	128
LCO 18	128
LCO 19	128
LCO 22	128
LCO 28	128
LCO 30	128
LCOE 1934	128
LCOE 2438	128
LCP 1024	132
LCP 1030	132
LCR 12	128
LCR 15	128
LCR 16	128
LCR 18	128
LCR 19	128
LCR 22	128
LCR 24	128
LCR 28	128
LCR 30	128
LCR 36	128
LCR 39	128
LCR 48	128
LCRFT 24	132
LCRFT 32	132
LCRK 16	130
LCRK 20	130
LCRK 24	130
LCRK 30	130
LCRT 1030	129
LCRT 1212	129
LCRT 1218	129
LCRT 1224	129
LCRT 1226	129
LCRT 1236	129
LCRT 1390	129
LCRT 1424	129
LCRT 1530	129
LCRT 1624	129
LCRT 1632	129
LCRT 1636	129
LCRT 1818	129
LCRT 1824	129
LCRT 1830	129
LCRT 1860	129
LCRT 1866	129
LCRT 1872	129
LCRT 1890	129
LCRT 1928	129
LCRT 1943	129
LCRT 2260	129
LCRT 2424	129
LCRT 2428	129
LCRT 2430	129
LCRT 2436	129
LCRT 2448	129
LCRT 3272	129
LCRT 3624	129
LCRT 912	129
LCT 10829	128
LCT 12045	128
LCT 13227	128
LCT 13248	128
LCT 13652	128
LCT 2412	128
LCT 3205	128
LCT 3210	128
LCT 3916	128
LCT 4114	128
LCT 4228	128
LCT 4611	128
LCT 4812	128
LCT 5418	128
LCT 5523	128
LCT 5727	128
LCT 6025	128
LCT 6416	128
LCT 6526	128
LCT 7218	128
LCT 7318	128
LCT 7619	128
LCT 8021	128
LCT 8414	128
LCT 8725	128
LCT 9026	128
LCT 9640	128
LCTFT 12040L/R	132
LCTFT 6030L/R	132
LCTFT 9632L/R	132
LCVO 1015	130
LCVO 1830	130
LCVO 2127	130
LCVO 2234	130
LCVO 2835	130
LCVO 2836	130
LCVO K 2127	131
LCVO K 2234	131
LCVO K 2430	131
LCVO K 2835	131
LOA 1014	129
LOA 1218	129
LOA 1224	129
LOA 1818	129
LOA 1824	129
LOA 1826	129
LOA 1828	129
LOA 1830	129
LOA 1836	129
LOA 1855	129
LOA 1928	129
LOA 2079	129
LOA 2231	129
LOA 2232	129
LOA 2234	129
LOA 2430	129
LOA 2436	129
LOA 2843	129
LOA 2852	129
LOA 3024	129
LOA 3042	129
LOA 3648	129
LOA 4284	129
LOA 824	129
LOA 836	129
LOAD 2231	129
LOARB 30	129
LOD 1414	132
LOD 2424	132
LOD 3434	132
LOE 1830	129
LOE 2234	129
LOE 3024	129
LOHO 1812	131
LOHO 2923	131
LOHO 3018	131
LOHO 3422	131
LOHO 4021	131
LOHO 4836	131
LOHO K 2923	131
LOHO K 3018	131
LOHO K 3422	131
LOHO K 3424	131
LOHO K 3724	131
LOHR 2412	130
LOHR 2416	130
LOHR 3019	130
LOHR 3216	130
LOHR 3220	130
LOHR 3618	130
LOHR 3622	130
LOHR 4021	130
LOHR 4225	130
LOHR 4828	130
LOHR 6034	130
LOHR 7236	130
LOO 12	128
LOO 18	128
LOO 19	128

INDEX

Product	Page
LOO 22	128
LOO 28	128
LOO 30	128
LOOE 1934	128
LOOE 2438	128
LOP 1024	132
LOP 1030	132
LOR 12	128
LOR 15	128
LOR 16	128
LOR 18	128
LOR 19	128
LOR 22	128
LOR 24	128
LOR 28	128
LOR 30	128
LOR 36	128
LOR 39	128
LOR 48	128
LORFT 24	132
LORFT 32	132
LORK 16	130
LORK 20	130
LORK 24	130
LORK 30	130
LORT 1030	129
LORT 1212	129
LORT 1218	129
LORT 1224	129
LORT 1226	129
LORT 1236	129
LORT 1390	129
LORT 1424	129
LORT 1530	129
LORT 1624	129
LORT 1632	129
LORT 1636	129
LORT 1818	129
LORT 1824	129
LORT 1830	129
LORT 1860	129
LORT 1866	129
LORT 1872	129
LORT 1890	129
LORT 1928	129
LORT 1943	129
LORT 2260	129
LORT 2424	129
LORT 2428	129
LORT 2430	129
LORT 2436	129
LORT 2448	129
LORT 3272	129
LORT 3624	129
LORT 912	129
LOT 10829	128
LOT 12045	128
LOT 13227	128
LOT 13248	128
LOT 13652	128
LOT 2412	128
LOT 3205	128
LOT 3210	128
LOT 3916	128
LOT 4114	128
LOT 4228	128
LOT 4611	128
LOT 4812	128
LOT 5418	128
LOT 5523	128
LOT 5727	128
LOT 6025	128
LOT 6416	128
LOT 6526	128
LOT 7218	128
LOT 7318	128
LOT 7619	128
LOT 8021	128
LOT 8414	128
LOT 8725	128
LOT 9026	128
LOT 9640	128
LOTFT 12040L/R	132
LOTFT 6030L/R	132
LOTFT 9632L/R	132
LOVO 1015	130
LOVO 1830	130
LOVO 2127	130
LOVO 2234	130
LOVO 2835	130
LOVO 2836	130
LOVO K 2127	131
LOVO K 2234	131
LOVO K 2430	131
LOVO K 2835	131
LP 3700	110
MB 100	159
MD 1000	160
MD 1001	160
MD 1002	160
MD 1002	215
MD 1003	176
MD 1004	212
MD 1005	205
MD 1006	200
MD 1007	180
MD 1008	192
MD 1009	203
MD 1010	166
MD 1011-1	220
MD 1011-10	220
MD 1011-11.5	220
MD 1011-12	220
MD 1011-13.5	220
MD 1011-14	220
MD 1011-16	220
MD 1011-18	220
MD 1011-2	220
MD 1011-2.125	220
MD 1011-2.25	220
MD 1011-2.5	220
MD 1011-21	220
MD 1011-25	220
MD 1011-3	220
MD 1011-3.5	220
MD 1011-36	220
MD 1011-4	220
MD 1011-5	220
MD 1011-5.5	220
MD 1011-6	220
MD 1011-7	220
MD 1011-7.25	220
MD 1011-7.5	220
MD 1011-8	220
MD 1011-9	220
MD 1011-9.125	220
MD 1011-9.5	220
MD 1013	217
MD 1014	172
MD 1015	199
MD 1016	225
MD 1017	207
MD 1018	227
MD 1019	177
MD 1020	177
MD 1021	185
MD 1022	173
MD 1023	225
MD 1024	164
MD 1025	210
MD 1026	174
MD 1027	215
MD 1028	185
MD 1029	172
MD 1030	226
MD 1031	167
MD 1032	166
MD 1033	225
MD 1034	219
MD 1034CF	219
MD 1035	198
MD 1036	162
MD 1037	233
MD 1038	175
MD 1039	163
MD 1040	194
MD 1041	202
MD 1042	203
MD 1043	227
MD 1044	193
MD 1045	164
MD 1046	213
MD 1047	174
MD 1048	222
MD 1049	223
MD 1050	232
MD 1051	221
MD 1052	197
MD 1053	189
MD 1054	204
MD 1055	237
MD 1056	160
MD 1057	163
MD 1058	179
MD 1059	227
MD 1060	164
MD 1061	168
MD 1062	198
MD 1063	172
MD 1064	172
MD 1065	177
MD 1066	204
MD 1067	183
MD 1068	210
MD 1069	231
MD 1070	179
MD 1071	209
MD 1072	161
MD 1073	229
MD 1074	169
MD 1075	187
MD 1076	187
MD 1077	229
MD 1078	209
MD 1079	216
MD 1080	177
MD 1081	192
MD 1082	191
MD 1083	210
MD 1085	223
MD 1086	163
MD 1087	181
MD 1088	238
MD 1089	174
MD 1090	221
MD 1091	183
MD 1092	179
MD 1093	239
MD 1094	219
MD 1095	213
MD 1096	168
MD 1097	204
MD 1098	204
MD 1099	213
MD 1099D	175
MD 1100	238
MD 1101	206
MD 1102	194
MD 1103	229
MD 1104	187
MD 1105	178
MD 1106	179
MD 1107	237
MD 1108-12	221
MD 1108-13.5	221
MD 1108-16	221
MD 1108-3	221
MD 1108-3.5	221
MD 1108-5	221
MD 1108-5.5	221
MD 1108-6	221
MD 1108-6RS	221
MD 1108-7.5	221
MD 1108-8RS	221
MD 1108-9.5	221
MD 1109	178
MD 1110	166
MD 1111	165
MD 1112	192
MD 1113	203
MD 1114-10	220
MD 1114-11	220
MD 1114-12	220
MD 1114-14	220
MD 1114-15.5	220
MD 1114-3	220
MD 1114-3.5	220
MD 1114-4	220
MD 1114-4.75	220
MD 1114-5	220
MD 1114-5.25	220
MD 1114-5.5	220
MD 1114-6	220
MD 1114-7	220
MD 1114-7.25	220
MD 1114-7.5	220
MD 1114-8	220
MD 1115	165
MD 1116	229
MD 1117	165
MD 1118	227
MD 1119	232
MD 1120	194
MD 1121	233
MD 1121SPLIT	233
MD 1122	242
MD 1122SPLIT	242
MD 1123	166
MD 1124	232
MD 1124SPLIT	232
MD 1125	173
MD 1126	184
MD 1127	234
MD 1127SPLIT	234
MD 1128	237
MD 1129	238
MD 1130	237
MD 1131	233
MD 1131SPLIT	233
MD 1132	163
MD 1133	231
MD 1134	233
MD 1135	224
MD 1136	233
MD 1136SPLIT	233
MD 1137	236
MD 1138	228
MD 1139	185
MD 1140	165
MD 1141	173
MD 1142	200
MD 1143	229
MD 1144	209
MD 1145	242
MD 1146	237
MD 1147	192
MD 1148	228
MD 1149	185
MD 1150	192
MD 1151	228
MD 1151SPLIT	228
MD 1152	174
MD 1153	231
MD 1154	162
MD 1155	176
MD 1156	228
MD 1157	190
MD 1158A	195
MD 1158B	195
MD 1159	216
MD 1160	181
MD 1161	201
MD 1161FS	201
MD 1162	201
MD 1163	201
MD 1164	202
MD 1165-11.25	222
MD 1165-12	222
MD 1165-2.5	222
MD 1165-4	222
MD 1165-4.5	222
MD 1165-6	222
MD 1165-8	222
MD 1166	222
MD 1167	222
MD 1168	179
MD 1169	217
MD 1170	224
MD 1171	203
MD 1172	223

Product	Page
MD 1172FS	223
MD 1173	224
MD 1174	178
MD 1175A	174
MD 1175B	218
MD 1176	242
MD 1177	239
MD 1178	205
MD 1179	173
MD 1180	202
MD 1181	202
MD 1182	191
MD 1183	162
MD 1184	220
MD 1185	163
MD 1186	165
MD 1187	242
MD 1188	221
MD 1189	178
MD 1190	222
MD 1191	242
MD 1192	214
MD 1193	161
MD 1194	161
MD 1195	163
MD 1196	166
MD 1197	161
MD 1198	209
MD 1199	181
MD 1200	192
MD 1201SB	234
MD 1201WG	234
MD 1202	220
MD 1203	232
MD 1204	197
MD 1205	195
MD 1206	161
MD 1207	192
MD 1208	187
MD 1209	186
MD 1210	185
MD 1211	217
MD 1212	229
MD 1213	193
MD 1214	227
MD 1215	186
MD 1216	227
MD 1217	191
MD 1218	172
MD 1219	215
MD 1220	242
MD 1221	197
MD 1222QUOIN	242
MD 1223	188
MD 1224	234
MD 1225	186
MD 1226	182
MD 1227	190
MD 1228	238
MD 1229	192
MD 1230	191
MD 1231	203
MD 1232	220
MD 1233	160
MD 1234	206
MD 1235	175
MD 1236	203
MD 1237	161
MD 1238	234
MD 1239	165
MD 1240	162
MD 1241	162
MD 1242	170
MD 1243	178
MD 1244	222
MD 1245	172
MD 1246	176
MD 1247	165
MD 1248	227
MD 1249	242
MD 1250	183
MD 1251	213
MD 1252	199
MD 1254	221
MD 1255	187
MD 1256	223
MD 1257	224
MD 1258	177
MD 1259	170
MD 1260	162
MD 1261	180
MD 1262	200
MD 1263	214
MD 1264	180
MD 1265	189
MD 1266	176
MD 1267	196
MD 1268	217
MD 1269	174
MD 1270	233
MD 1271	194
MD 1272	209
MD 1273	234
MD 1274	180
MD 1275	164
MD 1276	185
MD 1277	198
MD 1278	241
MD 1279	241
MD 1280	205
MD 1281	200
MD 1282	241
MD 1283	238
MD 1284	208
MD 1285	177
MD 1286	219
MD 1287	177
MD 1287L-10/12	177
MD 1287R-10/12	177
MD 1288	177
MD 1289	178
MD 1290	238
MD 1291	166
MD 1292	168
MD 1293	177
MD 1294	177
MD 1296	166
MD 1297	195
MD 1298	242
MD 1299	169
MD 1300	211
MD 1301	225
MD 1302	211
MD 1303	230
MD 1304	239
MD 1305	189
MD 1306	232
MD 1307	192
MD 1308	166
MD 1309	166
MD 1310	161
MD 1311	164
MD 1312	162
MD 1313	164
MD 131322	208
MD 1314	178
MD 1314L-8/12	178
MD 1314R-8/12	178
MD 1315	239
MD 1316	175
MD 1317	236
MD 1318	222
MD 1319	194
MD 1320	169
MD 1321	169
MD 1323	227
MD 1324	192
MD 1325	224
MD 1326	208
MD 1327A	161
MD 1327B	161
MD 1328	165
MD 1329-6	165
MD 1329-8	165
MD 1330	208
MD 1331	190
MD 1332	236
MD 1333	173
MD 1334	160
MD 1335	199
MD 1336	199
MD 1337	234
MD 1338	216
MD 1339	239
MD 1340	167
MD 1341	190
MD 1342	206
MD 1343	208
MD 1344	164
MD 1345	214
MD 1346	160
MD 1347	183
MD 1348	167
MD 1349	167
MD 1350	195
MD 1351	198
MD 1352	217
MD 1353	242
MD 1354	196
MD 1355	183
MD 1356	174
MD 1357	181
MD 1358	189
MD 1359	164
MD 1360	164
MD 1361	185
MD 1362	162
MD 1363	226
MD 1364	227
MD 1365	225
MD 1366	201
MD 1367	160
MD 1368	167
MD 1370	238
MD 1371	191
MD 1372	227
MD 1373	179
MD 1374	160
MD 1375	164
MD 1376	229
MD 1377	237
MD 1378	230
MD 1379	209
MD 1380WG	225
MD 1381	238
MD 1383	231
MD 1384	180
MD 1385	236
MD 1386	215
MD 1387	215
MD 1388	218
MD 1389	214
MD 1390	180
MD 1391	180
MD 1392	174
MD 1393	242
MD 1394	210
MD 1395	187
MD 1396	189
MD 1397	160
MD 1398	163
MD 1399	161
MD 1400	184
MD 1401	160
MD 1402	186
MD 1403	198
MD 1404	165
MD 1405	217
MD 1406	226
MD 1407	215
MD 1408	175
MD 1409	190
MD 1410	204
MD 1411	164
MD 1411	214
MD 1412A	175
MD 1412B	175
MD 1413	206
MD 1414	179
MD 1415	182
MD 1416	168
MD 1417	168
MD 1419	203
MD 1420	212
MD 1421	173
MD 1422	210
MD 1423	163
MD 1425	231
MD 1426	173
MD 1427	228
MD 1428	168
MD 1429	195
MD 1430	200
MD 1431	241
MD 1432	197
MD 1433	188
MD 1434	189
MD 1435	223
MD 1436	184
MD 1437	207
MD 1438	185
MD 1439	223
MD 1440	239
MD 1442CF	234
MD 1443-4.5CF	221
MD 1443-5.5CF	221
MD 1443-7.5CF	221
MD 1444	234
MD 1445	229
MD 1446L-10/12	178
MD 1446L-17/12	178
MD 1446R-10/12	178
MD 1446R-17/12	178
MD 1447	188
MD 1448	214
MD 1449	236
MD 1450	233
MD 1451	189
MD 1452	212
MD 1453	235
MD 1454	167
MD 1455	236
MD 1456	237
MD 1457	228
MD 1458	235
MD 1459	236
MD 1460	168
MD 1461	161
MD 1462	216
MD 1463	202
MD 1464	202
MD 1465	193
MD 1466	190
MD 1467	161
MD 1468	212
MD 1469	240
MD 1470	240
MD 1471	198
MD 1472	229
MD 1473	238
MD 1474	218
MD 1475	226
MD 1476	226
MD 1477	240
MD 1478	197
MD 1479	210
MD 1480	242
MD 1481	221
MD 1481	241
MD 1482	229
MD 1483	231
MD 1484	171
MD 1485	235
MD 1486	224
MD 1487	182
MD 1488	164
MD 1489	193
MD 1490	167
MD 1491	163
MD 1492	209
MD 1493	166
MD 1494	228
MD 1495	224
MD 1496	163
MD 1497	179
MD 1498	233
MD 1499	212
MD 1500	207
MD 1501	196
MD 1503	169

INDEX

Product	Page
MD 1503	223
MD 1504	167
MD 1505	225
MD 1506	226
MD 1509RS	217
MD 1510	221
MD 1511	220
MD 1512	219
MD 1513	230
MD 1514	218
MD 1515	172
MD 1516	233
MD 1517	176
MD 1518	218
MD 1519	183
MD 1520	176
MD 1521	195
MD 1522	227
MD 1523	237
MD 1524	226
MD 1525	189
MD 1526	184
MD 1527	227
MD 1528	242
MD 1529	233
MD 1530	234
MD 1531	191
MD 1532	227
MD 1533FS	189
MD 1534	197
MD 1535	228
MD 1536WG	160
MD 1537	169
MD 1538	238
MD 1539	197
MD 1540	224
MD 1541	194
MD 1542	194
MD 1543	179
MD 1544	208
MD 1545	240
MD 1546	188
MD 1547	186
MD 1548	208
MD 1549	208
MD 1550	195
MD 1551	203
MD 1552	203
MD 1553	218
MD 1554	222
MD 1555	214
MD 1556	165
MD 1557	181
MD 1558	190
MD 1559	221
MD 1560	235
MD 1561	231
MD 1562	207
MD 1563	206
MD 1564	167
MD 1565	226
MD 1566	201
MD 1567	202
MD 1568	231
MD 1569	205
MD 1570	205
MD 1571	201
MD 1572	201
MD 1573	168
MD 1574	208
MD 1575	208
MD 1576	200
MD 1577	195
MD 1578	183
MD 1579	201
MD 1580	175
MD 1581	209
MD 1582RS	187
MD 1583	180
MD 1584	196
MD 1585	218
MD 1586	230
MD 1587	225
MD 1588	193
MD 1589	230
MD 1590	234
MD 1591	226
MD 1592	230
MD 1593	201
MD 1594	229
MD 1595	235
MD 1596	235
MD 1597A	235
MD 1597B	235
MD 1598	196
MD 1599	186
MD 1600	184
MD 1601	191
MD 1602	179
MD 1603	162
MD 1604	209
MD 1605	184
MD 1606	235
MD 1607	217
MD 1608	241
MD 1609	241
MD 1610	197
MD 1611	207
MD 1612	183
MD 1613	183
MD 1614	183
MD 1615	162
MD 1616	227
MD 1617	193
MD 1618	195
MD 1619	232
MD 1620	233
MD 1621FS	230
MD 1622FS	209
MD 1623	209
MD 1624	192
MD 1625	226
MD 1626	191
MD 1627	178
MD 1628	218
MD 1629	217
MD 1630	215
MD 1631	220
MD 1632	215
MD 1633	197
MD 1634	221
MD 1635	210
MD 1636	166
MD 1637	222
MD 1638	180
MD 1639	180
MD 1640	223
MD 1641	223
MD 1642CF	181
MD 1643CF	196
MD 1644CF	234
MD 1645CF	224
MD 1646	187
MD 1647CF	208
MD 1648	216
MD 1649	216
MD 1650	218
MD 1650CF	218
MD 1651CF	184
MD 1652	239
MD 1653	186
MD 1654	210
MD 1655	211
MD 1656	211
MD 1657	240
MD 1658	240
MD 1659	235
MD 1660	218
MD 1661	198
MD 1662	240
MD 1663	204
MD 1664	205
MD 1665	203
MD 1666	160
MD 1667	235
MD 1668	175
MD 1669	236
MD 1670	169
MD 1671	167
MD 1672	188
MD 1673	228
MD 1674	208
MD 1675	185
MD 1676	229
MD 1677	225
MD 1678	209
MD 1679	239
MD 1680	223
MD 1681	204
MD 1682	238
MD 1683	222
MD 1684	230
MD 1685	187
MD 1686	197
MD 1687	234
MD 1688	178
MD 1689RS	241
MD 1690	163
MD 1691	163
MD 1692	187
MD 1693	197
MD 1694	197
MD 1695	232
MD 1695SPLIT	232
MD 1696	190
MD 1697	198
MD 1698	222
MD 1699	218
MD 1700	210
MD 1701	174
MD 1701L-6.5/12	174
MD 1701R-6.5/12	174
MD 1702	188
MD 1703	232
MD 1703SPLIT	232
MD 1704	202
MD 1705	167
MD 1706	179
MD 1707	176
MD 1707L-12/12	176
MD 1707R-12/12	176
MD 1708	201
MD 1709	221
MD 1710	241
MD 1711	219
MD 1712	188
MD 1713	189
MD 1714	201
MD 1715	218
MD 1717	179
MD 1717	186
MD 1718	210
MD 1719	211
MD 1720	211
MD 1721	211
MD 1722	206
MD 1723	211
MD 1724	169
MD 1725	202
MD 1726	188
MD 1727	190
MD 1728	228
MD 1729	161
MD 1730	212
MD 1731	213
MD 1732	212
MD 1733	190
MD 1734	211
MD 1735	185
MD 1736	190
MD 1737	186
MD 1738	215
MD 1739	193
MD 1740	181
MD 1741	184
MD 1742	236
MD 1743	213
MD 1744	224
MD 1745	228
MD 1746	230
MD 1747	229
MD 1748	231
MD 1749	190
MD 1750	201
MD 1751	242
MD 1752	226
MD 1753	199
MD 1754	186
MD 1755	213
MD 1756	174
MD 1757	210
MD 1758	218
MD 1759	219
MD 1760	175
MD 1761	200
MD 1762	175
MD 1763	200
MD 1764	199
MD 1765	232
MD 1766	232
MD 1767	168
MD 1768	182
MD 1769	182
MD 1770	237
MD 1771	187
MD 1772	212
MD 1773	203
MD 1774	176
MD 1775	196
MD 1776CF	216
MD 1777CF	216
MD 1778CF	240
MD 1779	241
MD 1780	191
MD 1781	230
MD 1782	178
MD 1783	225
MD 1784	180
MD 1785	231
MD 1786	168
MD 1787	228
MD 1788	199
MD 1789	176
MD 1790	182
MD 1791	212
MD 1792	200
MD 1793	240
MD 1794	176
MD 1795	207
MD 1796	165
MD 1797	162
MD 1798	221
MD 1799	204
MD 1800	200
MD 1801	217
MD 1802	217
MD 1803	162
MD 1805	162
MD 1806	239
MD 1807	194
MD 1808	192
MD 1809	208
MD 1810	191
MD 1811	233
MD 1812	186
MD 1813	187
MD 1814	166
MD 1815	228
MD 1816	235
MD 1817	195
MD 1818	213
MD 1819	213
MD 1820	226
MD 1821	230
MD 1822	231
MD 1823	239
MD 1824	163
MD 1825	191
MD 1826	182
MD 1827	216
MD 1828	185
MD 1829	185
MD 1830	230
MD 1831	224
MD 1832	191
MD 1833	183
MD 1834	207
MD 1835	228
MD 1836	191
MD 1837	212

Product	Page
MD 1838	214
MD 1839	215
MD 1840	215
MD 1841	176
MD 1842	199
MD 1843	229
MD 1844	231
MD 1845	182
MD 1849	223
MD 1850	209
MD 1851	239
MD 1852	237
MD 1853	214
MD 1854	238
MD 1855	228
MD 1856	199
MD 1857	236
MD 1858	193
MD 1859	193
MD 1860	237
MD 1861	207
MD 1862	184
MD 1869	202
MD 1870	178
MD 1871	184
MD 1872	236
MD 1873	189
MD 1874	182
MD 1875	181
MD 1876	181
MD 1877	223
MD 1878	194
MD 1879	230
MD 1880	216
MD 1881	212
MD 1882	220
MD 1883	232
MD 1884	232
MD 1885	175
MD 1886	173
MD 1887	204
MD 1888	181
MD 1889	160
MD 1890	202
MD 1891	183
MD 1892	190
MD 1893	184
MD 1894	165
MD 1895	183
MD 1897	211
MD 1898	200
MD 1899	216
MD 1900	217
MD 1901	164
MD 1902	164
MD 1903	194
MD 1904	184
MD 1905	211
MD 1906	211
MD 1907	216
MD 1908	216
MD 1909	186
MD 1910	225
MD 1911	227
MD 1912	238
MD 1913	236
MD 1915	236
MD 1916	206
MD 1917	206
MD 1918	189
MD 1919	174
MD 1920	194
MD 1921	213
MD 1922	196
MD 1924	193
MD 1925	195
MD 1926	213
MD 1927	206
MD 1928	204
MD 1929	178
MD 1930	172
MD 1931	169
MD 1933	235
MD 1934	210
MD 1935	196
MD 1936	192
MD 1937	181
MD 1938	194
MD 1939	182
MD 1940	161
MD 1941	199
MD 1942	229
MD 1943	216
MD 1944	224
MD 1945	198
MD 1946	242
MD 1947	188
MD 1948	198
MD 1949	217
MD 1950	196
MD 1951	228
MD 1952	216
MD 1953	193
MD 1954	193
MD 1955	196
MD 1956	219
MD 1957	226
MD 1958	237
MD 1959	188
MD 1962	219
MD 1963	222
MD 1964	181
MD 1966	213
MD 1967	198
MD 1968	205
MD 1969	184
MR 3250	141
MR 3251	141
MR 3252	141
MR 3253	141
MR 3254	141
MR 3255WG	141
MR 3256	141
MR 3257	141
MR 3258	141
NC 2300	33
NC 2300A	33
NC 2301	33
NC 2301A	33
NC 2304	33
NC 2305	33
NC 2306	33
NC 2307	33
NC 2307A	33
NC 2308	33
NC 2310	33
NC 2311	33
NC 2312	33
NC 2313	33
NC 2314	33
NC 2315	33
NC 2315FS	33
NC 2316	33
NC 2316FS	33
NC 2317	33
NC 2319	33
NC 2320	33
NC 2325	33
NC 2325A	33
NC 2332	33
NC 2332A	33
NC 2333	33
NC 2334	33
NC 2334FS	33
NC 2337	33
NC 2337FS	33
NC 2341	33
NC 2342	33
NC 2344	33
NC 2345	33
NC 2348	33
NC 2349CF	33
NC 2349FS	33
NC 2350	33
NC 2351	33
NC 2356	33
NCOP2100-13	37
NCOP2110-12	37
NP 2200	31
NP 2200A	31
NP 2206	31
NP 2206A	31
NP 2207	31
NP 2207A	31
NP 2208CF	31
NP 2208FS	31
NP 2209FS	31
NP 2210	32
NP 2211	32
NP 2211FS	32
NP 2212	32
NP 2218	32
NP 2220	31
NP 2220A	31
NP 2228	32
NP 2233-42	32
NP 2233-50	32
NP2201	31
NP2201A	31
NR 6	106,107
NR 8	106,107
NR 10	106,107
NR 12	106,107
NR 14	106,107
NR 16	106,107
OT 3800-1824	153
OT 3800-2030	153
OT 3800-2335	153
OT 3800-3346	153
OT 3800-4052	153
OTK 3800-1928	153
OTK 3800-2436	153
OTK 3801-1624	153
OTK 3801-2948	153
OTK 3801-3046	153
OTK 3801-3656	153
OVAL 2032 DG	149
OVAL 2032 SG	149
PAADS 2231	129
PD 25102	121
PD 3643	121
PF 103F	36
PF 103H	36
PF 11F	36
PF 11H	36
PF 14F	36
PF 14H	36
PL 1108F	116
PL 1144L	117
PL 1144R	117
PL 1190P	116
PL 1296F	116
PL 18120F	116
PL 284F	118
PL 284P	118
PL 3100LF	117
PL 452F	116
PL 490F	117
PL 490LF	117
PL 5108	117
PL 590DP	116
PL 590ED	117
PL 590F	116
PL 590P	116
PL 6108	117
PL 6108F	116
PL 690DP	116
PL 690F	116
PL 690LF	117
PL 690P	116
PL 696F	116
PL 7102F	116
PL 755F	116
PL 769F	116
PL 790DP	116
PL 790F	116
PL 790P	116
PL 793SM	116
PL 890DP	116
PL 890F	116
PL 890P	116
PL 9102DP	116
PL 9102P	116
PL 960F	116
PL 990DP	116
PL 990F	116
PL 990P	116
PL 999F	116
PN 3600	150
PP 3200	109
PP 3201	109
PP 3202	109
PP 3203	109
PP 3204	110
PP 3205	110
PP 3206	110
PP 3207	110
PP 3208	110
PP 3209	109
PP 3210	109
PP 3211	109
PP 3212	109
PP 5314	114,115
PP 5715	114,115
PP 7018	114,115
PP 8421	114,115
PP 9023	114,115
PP 9825	114,115
PQ 3500	150
PQ 3501	150
PQ 3502	150
PQ 3503	150
PQ 3504	150
PT 01	36
PT 02	36
PWH 4421	121
QN 102	148
QN 103	148
QN 104	148
QN 105	148
QN 106	148
R 1322-37	142
R 2424-37	142
R 3535-35	142
R 5858-58	142
RAL 2100B	28
RAL 2100B-CF	28
RAL 2100B-FS	28
RAL 2100T	28
RAL 2100T-CF	28
RAL 2100T-FS	28
RAL 2101B	28
RAL 2101B-FS	28
RAL 2101T	28
RAL 2101T-FS	28
RAL 2102B	28
RAL 2102T	28
RAL 2104B	28
RAL 2104T	28
RAL 2105B	28
RAL 2105T	28
RAL 2110B	29
RAL 2110T	29
RAL 2111B	29
RAL 2111T	29
RAL 2113B-SS	29
RAL 2113T-SS	29
RAL 2114B	29
RAL 2114T	29
RAL 2119B	29
RAL 2119T	29
RAL 2121B	29
RAL 2121T	29
RAL 2122B	30
RAL 2124B	30
RAL 2125B	29
RAL 2125T	29
RAL 2126T	30
RAL2103B	30
RAL2106T	30
RAL2107T	30
RAL2108T-FS	30
RAL2112T	30
RAL2115T	30
RAL2120B	30
RAL2216T	30
RAL2217T	30
RBC 10108	108
RBC 1096	108
RBC 860	108

INDEX

Product	Page
RBC 896	108
RBCS 10108	108
RBCS 1096	108
RBCS 860	108
RBCS 896	108
RH 5319	114,115
RH 5718	114,115
RH 7022	114,115
RH 8424	114,115
RH 9024	114,115
RH 9826	114,115
RP 2418	27
RP 3900	27,151
RP 3901	27
RP 3902	27
RP 3903	151
RP 3904	151
RP 3905	151
RP 3906	151
RP 3907	27,151
RP 3908	27
RP 3909	27,151
RP 3910	151
RP 3911	27
RP1536	150
RP1612	150
RW 24 DG	149
RW 24 LG	149
SB 3100L	148
SB 3100R	148
SBC 10120	108
SBC 10144	108
SBC 1060	108
SBC 1096	108
SBC 8120	108
SBC 8144	108
SBC 860	108
SBC 896	108
SBCS 10120	108
SBCS 10144	108
SBCS 1060	108
SBCS 1096	108
SBCS 8120	108
SBCS 8144	108
SBCS 860	108
SBCS 896	108
SHA 1890L	249
SHA 1890R	249
SHC 4424	119
SHC 4824	119
SHC 5025	119
SHC 5828	119
SHC 6630	119
SHL-1 1872	248
SHL-1 2064	248
SHL-1 2460	248
SHL-1 3696	248
SHL-2 1230	248
SHL-2 1236	248
SHL-2 1240	248
SHL-2 1248	248
SHL-2 1260	248
SHL-2 1272	248
SHL-2 1449	248
SHL-2 1459	248
SHL-2 1472	248
SHL-2 1640	248
SHL-2 1645.5	248
SHL-2 1647.5	248
SHL-2 1648	248
SHL-2 1671	248
SHL-2 1672	248
SHL-2 1696	248
SHL-2 1769	248
SHL-2 1830	248
SHL-2 1836	248
SHL-2 1837	248
SHL-2 1840	248
SHL-2 1842	248
SHL-2 1848	248
SHL-2 1855	248
SHL-2 1860	248
SHL-2 1864	248
SHL-2 1867	248
SHL-2 1872	248
SHL-2 1876	248
SHL-2 1878	248
SHL-2 1881	248
SHL-2 1896	248
SHL-2 2062	248
SHL-2 2448	248
SHL-2 2460	248
SHP-1 1624	249
SHP-2 1371	249
SHP-2 1457	249
SHP-2 1460	249
SHP-2 1472	249
SHP-2 1635	249
SHP-2 1639	249
SHP-2 1647	249
SHP-2 1647.5	249
SHP-2 1651	249
SHP-2 1655	249
SHP-2 1659	249
SHP-2 1663	249
SHP-2 1667	249
SHP-2 1671	249
SHP-2 1675	249
SHP-2 1677	249
SHP-2 1681	249
SHP-2 1686	249
SHP-2 1863	249
SHP-2 1872	249
SHP-2 2056	249
SHP-2 2454	249
SHP-2 2472	249
SHP-2 2492	249
SHP-2 928	249
SHP-3 1472	249
SHP-3 1635	249
SHP-3 1639	249
SHP-3 1647	249
SHP-3 1651	249
SHP-3 1655	249
SHP-3 1659	249
SHP-3 1663	249
SHP-3 1667	249
SHP-3 1671	249
SHP-3 1675	249
SHP-3 1677	249
SHP-3 1681	249
SHP-3 1686	249
SHP-3 1839	249
SHP-3 1842	249
SHP-3 1848	249
SHP-3 1852	249
SHP-3 1855	249
SHP-3 1862	249
SHP-3 1864	249
SHP-3 1865	249
SHP-3 1867	249
SHP-3 1877	249
SHP-3 1896	249
SHR 2613	119
SHR 3819	119
SHR 5025	119
SHR 6030	119
SMN 2500FW	244
SMN 2500S	244
SMN 2501FW	244
SMN 2501S	244
SMN 2502FW	244
SMN 2502S	244
SMN 2503	244
SP 5315	114,115
SP 5716	114,115
SP 7018	114,115
SP 8423	114,115
SP 9021	114,115
SP 9825	114,115
SPM 5119	144
ST 12	141
ST 18	141
ST 3	141
ST 6	141
SUP 01	35
SUP 02	35
SUP 03	35
SUP 04	35
SUP 05	35
SUP 06	35
SUP 07	35
SUP 08	35
TR 1212A	154
TR 1212B	154
TRB 100A	154
TRB 100B	154
TRB 100C	154
TRB 101A	154
TRB 101B	154
TRB 101C	154
TRB 103A	154
TRB 103B	154
TRB 103C	154
VG 100	148
VG 101	148
VG 102	148
VG 103	148
VG 104	148
VG 105	148
VG 106	148
VG 109	148
WH 33-100	121
WH 33-101	121
WH 34-100	121
WN 2550	245
WN 2550SH	245
WN 2551	245
WN 2552	245
WN 2552SH	245
WN 2553	245
WN 2554SH	245
WN 2555SH	245
WN 2556	245
WN 2557SH	245
WP 1825	151
WP 2432S	151
WP 2730	151
WP 2832S	151
WP 3229S	151
WP 3729S	151
WP 3732S	151
WP 4432S	151
WP 4630	151
WP 6024	151

Spectis Moulders Inc. is a full service moulded millwork company. We offer an extensive line of over 5,500 catalogue items and pride ourselves on being able to custom mould any "new" item that may be needed. With in-house engineering, design, drafting, CNC machining, and hand carving capabilities, Spectis Moulders has tools in place to quickly create the most intricate of designs.



> *"We have dealt with many manufacturers of polyurethane moulded products and Spectis is far and away the most reliable in terms of service, quality and price. Their willingness and ability to do custom profiles and complex projects makes them unique among their competition. Our customers demand only the best products and service in the marketplace and Spectis always delivers."*
>
> **Mark R. White**
> Architectural Elements

> *"Our customers get the best price, product and results. That's why they are OUR customers! Thanks Spectis!"*
>
> **James M. Evans, Pres.**
> Wood-N-Wings, Inc.

SPECTIS™
MOULDERS INC.
Custom Polyurethane Products

BOARD AND BATTEN SHUTTER ORDER FORM

COMPANY _____ SHIP TO _____

ADDRESS _____ ADDRESS _____

_____ _____

ZIP CODE/POSTAL CODE _____ PURCHASE ORDER # _____

CONTACT NAME _____ ATTN _____

PHONE _____

FAX _____

QUANTITY	WIDTH	HEIGHT	NO. OF BATTENS	RECTANGULAR STYLE	ARCHED* STYLE	ELLIPTICAL* STYLE	PRICE

1. PHOTOCOPY ORDER FORM
2. KEEP A COPY ON FILE
3. FILL OUT AND PLACE ORDER
4. FAX DIRECT 204•388•6710

FREIGHT	
TAXES	
TOTAL	

All board and batten will have weathered cedar texture.
*Arched & Elliptical style shutters will ship as 1 left and 1 right, unless otherwise requested.

TERMS & CONDITIONS

TERMS:
- Pricing is subject to change without notice.

CUSTOM ORDERS:
- No returns or cancellations of custom order product.

RETURNS OF CATALOGUE PRODUCTS:
- Customer must get a return number from a Spectis Sales Representative before returning any catalogued product.
- A 30% restocking charge will be charged to the customer's account.
- Any returns must be sent pre-paid freight by the customer.
- No product can be returned after 180 days from the date of original invoice.

SHIPPING TIME:
- On standard product orders, Spectis will ship within 10 working days from date of order.
- On larger orders, a delivery time will be given by your Spectis Sales Representative.
- On custom product orders, a delivery time will be given by your Spectis Sales Representative.

FREIGHT:
- All freight is F.O.B. factory. If the order is over $2,500.00 net on standard products, Spectis will prepay the freight. This freight policy is for the mainland of North America only.

PACKAGING:
- We pack your orders very carefully so your order will arrive in good condition. If damage occurs in transit, notify Spectis within 48 hrs. so the claim can be placed with the freight carrier.

SPECTIS™
MOULDERS INC.
Custom Polyurethane Products

GENERAL ORDER FORM

COMPANY _____ SHIP TO _____

ADDRESS _____ ADDRESS _____

_____ _____

ZIP CODE/POSTAL CODE _____ PURCHASE ORDER # _____

CONTACT NAME _____ ATTN _____

PHONE _____

FAX _____

QUANTITY	DESCRIPTION	PRODUCT #	PRICE

1. PHOTOCOPY ORDER FORM
2. KEEP A COPY ON FILE
3. FILL OUT AND PLACE ORDER
4. FAX DIRECT 204•388•6710

FREIGHT	
TAXES	
TOTAL	

TERMS & CONDITIONS

TERMS:
- Pricing is subject to change without notice.

CUSTOM ORDERS:
- No returns or cancellations of custom order product.

RETURNS OF CATALOGUE PRODUCTS:
- Customer must get a return number from a Spectis Sales Representative before returning any catalogued product.
- A 30% restocking charge will be charged to the customer's account.
- Any returns must be sent pre-paid freight by the customer.
- No product can be returned after 180 days from the date of original invoice.

SHIPPING TIME:
- On standard product orders, Spectis will ship within 10 working days from date of order.
- On larger orders, a delivery time will be given by your Spectis Sales Representative.
- On custom product orders, a delivery time will be given by your Spectis Sales Representative.

FREIGHT:
- All freight is F.O.B. factory. If the order is over $2,500.00 net on standard products, Spectis will prepay the freight. This freight policy is for the mainland of North America only.

PACKAGING:
- We pack your orders very carefully so your order will arrive in good condition. If damage occurs in transit, notify Spectis within 48 hrs. so the claim can be placed with the freight carrier.

We will build **anything**









JUST SOME OF OUR FINE CUSTOMERS

BEAU RIVAGE CASINO	Bilioxi, MS	Large Bracket & Acorns
CHRISTMAS TREE SHOPS	North Syracuse, NY	Louvers, Railing System, Mouldings & Shutters
CHURCHILL DOWNS	Louisville, KY	Railing System
CLUB MED	Bahamas	Door & Window Casings & Custom Gingerbread
CORONADO BAY CLUB APTS.	Las Vegas, NV	Railing System
DOLE PLANTATION	Wahiawa, HI	Railing System
DOLLYWOOD THEME PARK	Pigeon Forge, TN	Columns & Blocks
ENGLISH ROWES CONDOS	Chicago, IL	Railing System & Columns
FAIRFAX CITY HALL	Fairfax, VA	Large Cornice, Rooftop Railing System
THE FAIRWAYS AT MAUNA LANI	Mauna Lani, HI	Cast Coral Stone Grilles, Crown Mldg
FLORIDA SCHOOL FOR THE DEAF & BLIND	St. Augustine, FL	Mouldings, Custom Brackets
GRAND FLORIDIAN HOTEL	Disney World, FL	Exterior Trim & Moulding, Window Headers, Gingerbread
HARVARD UNIVERSITY	Cambridge, MA	Dana Palmer House – Railing System
HILTON HAWAIIAN WEDDING CHAPEL	Honolulu, HI	Blocks, Railing System & Mouldings
HUTTON BUSINESS BUILDING	Williamsburg, KY	Cumberland College – Railing System
ILSE OF CAPRI CASINO	Kansas City, KS	Custom Bamboo Canopies
INDIAN POND COUNTRY CLUB	Kingston, MA	Railing System
JACKSONVILLE PUBLIC LIBRARY	Jacksonville, FL	Custom Columns & Capitals
KAPOLEI PUBLIC LIBRARY	Kapolei, HI	Exterior Mouldings
THE MANOR AT GARRISON WOODS	Calgary, AB, Canada	Columns, Sunburst, Louvers, Railing System, Window Surrounds
MARINA SAN PABLO RESORT	Jacksonville, FL	Columns & Brackets
MASONIC TEMPLE	Portsmouth, NH	Reproduction of Historic Railing System
MILWAUKEE ELECTRIC BUILDING	Milwaukee, MS	Custom Cresting
OUR LADY OF HOPE CHURCH	Potomac Falls, VA	Radius Beams & Stars
PINE BROOK COUNTRY CLUB	Weston, MA	Custom Cornice & Railing System
RENAISSANCE CONDO PROJECT	Long Beach, NJ	Railing System
RIDGE MANSION	Baltimore, MA	Custom Railing System
RITZ CARLTON HOTEL	Kissimmee, FL	Custom Crown Moulding
RUTH CHRIS STEAK HOUSE	King of Prussia, PA	Railing System, Medallions, Mouldings
SEATTLE SCHOOL DISTRICT	Seattle, WA	COE Elementary Restoration – Custom Pilasters, Cornice, Cornice Moulding, Custom Window Headers, Corner Boards
STAMFORD YACHT CLUB	Stamford, CT	Custom Crown
UNIVERSITY OF FLORIDA @	Gainesville, FL	Oak Hammock Alumni Residence – Panels & Headers, Railing System, Custom Window
UNIVERSITY OF MAINE	Orano, ME	Custom Cornice
WALGREENS PHARMACY	Vancouver, WA	Custom Square Fluted Columns & Brackets
THE WAUREGAN HOTEL	Norwick, CT	Historical Restoration of Headers & Trim
WEDGEWOODS VILLAS	Calgary, AB Canada	Box Columns in Rough Sawn Cedar







SPECTIS™
MOULDERS INC.
Custom Polyurethane Products

P.O. BOX 970
100 CEDAR DRIVE
NIVERVILLE, MANITOBA
CANADA R0A 1E0

BOX 479
PEMBINA,
NORTH DAKOTA
58271-0479
U.S.A.

204 • 388 • 6700
800 • 685 • 9981
FAX : 204 • 388 • 6710
www.spectis.com

© Spectis Moulders Inc.

All information subject to change without notice.

Printed in Canada 10/2017