

The **PERMA**Cast® Column Collection

- Weather Proof
- Insect Proof
- Load Bearing
- Low Maintenance

- Ready to Prime and Paint
- Limited Lifetime Warranty*
- Custom Fluting Available
- Factory PermaPriming Available



24" Round PermaCast® Columns with
Roman Corinthian Capitals


Architectural Accuracy

In the first century B.C., Vitruvius, a Roman architect and engineer, wrote what has become the most influential work on classic form. In it, he elaborates on the discovery by the ancient Greeks of entasis, a gradual tapering of the upper two-thirds of the round column which offsets the undesirable illusion from eye level that the column shaft grows larger as it ascends. HB&G® round columns hold true to this classic form.

*See warranty

HB&G® PermaCast® Columns are available in round or square. The round columns are fluted or plain, with or without the classic tapering of the upper two-thirds of the column. Square columns are available in a variety of styles as well, including plain or fluted, applied panel,

recessed panel, or the Craftsman style column. The PermaCast® capitals and bases are made from durable low maintenance materials; and, like the columns, they maintain architectural authenticity and historical accuracy.



*Products shown have been finished for demonstration purposes. PermaCast® and RoughSawn® Columns ship unfinished.


See pages 17 and 18 for cap and base dimensions.

PERMACast® RoughSawn®

- Made of Structural Fiberglass
- Will not check, twist, split or rot
- Load Bearing (ESR-1361)
- Can be Stained or Painted
- Weather and Insect Proof
- Low Maintenance
- Easy Installation
- Limited Lifetime Warranty*



THE BEAUTY OF WOOD

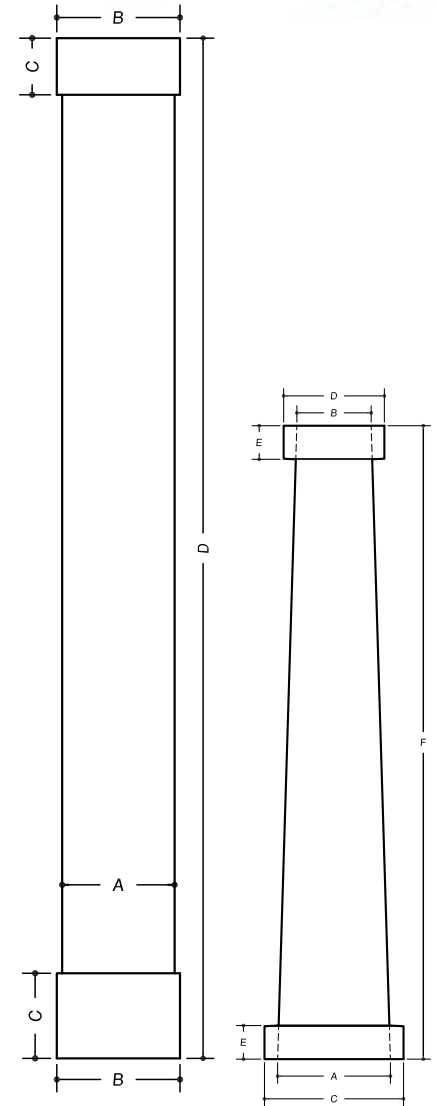


WITHOUT THE ISSUES:

- Checking, splitting, twisting...
- Callbacks, complaints, unsatisfied customers...

*See Warranty

**Products shown have been stained for demonstration purposes. RoughSawn® columns are shipped unfinished.



Craftsman RoughSawn®						
Size	A	B	C	D	E	F
10" x 6	9-3/4"	5-3/4"	12-1/2"	8-7/8"	3-1/2"	66"
12" x 8"	11-3/4"	7-3/4"	14-1/2"	10-3/4"	3-1/2"	66"

Square RoughSawn®				
Size	A	B	C	D
8"	7-3/4"	9-1/4"	3-1/2" / 5-1/2"	8', 9', 10'
10"	9-3/4"	11-1/4"	3-1/2" / 5-1/2"	8', 9', 10', 12'
12"	11-3/4"	13-1/4"	3-1/2" / 5-1/2"	8', 9', 10', 12'

"C" is cap/base (2 sizes available / sold separately)

Trim sizes are available and can be used as both cap and base based on preference.

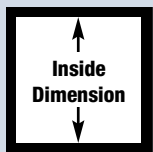
Square **PERMA**Cast® Columns

SQUARE PERMACAST® INSIDE DIMENSIONS

Inside dimensions may vary up to 1/4".

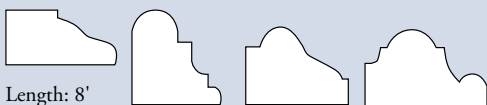
Splitting a column will decrease inside dimension 1/8".

COL. SIZE	INSIDE
6"	5 1/4"*
8"	6 7/8"
10"	9"
12"	11"
14"	13"
16"	15"



*Inside is Round

PANEL MOULDING FOR SQUARE PERMACAST®

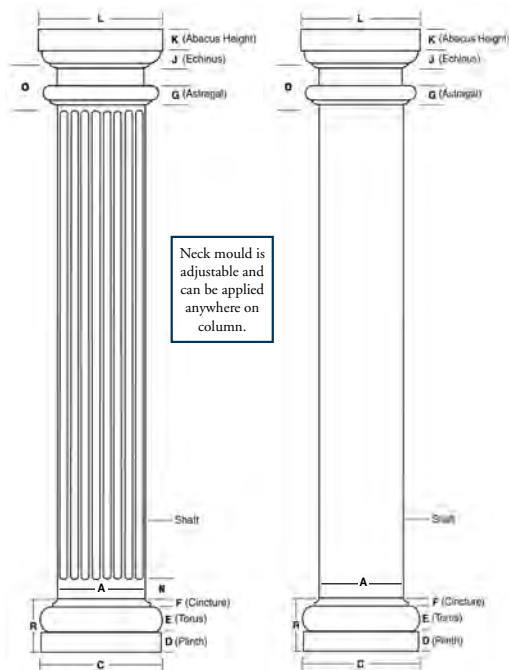


Length: 8'
No. 54502
1/2" x 1"
Length: 10'
No. 54512

Length: 10'
No. 54503
1" x 1"

Length: 10'
No. 54504
3/4" x 1"

Length: 10'
No. 54505
3/4" x 1 5/16"



PermaCast® Square Column shown fluted with Poly Tuscan Cap and Base.

PermaCast® Square Column shown plain with Poly Tuscan Cap and Base.

Plumb-Fit®

To make installation even easier our 6"-12" round and square poly Tuscan Cap and Base Sets with flashing cap now come with the patented* Plumb-Fit® installation system included.

Column-Loc®

Column-Loc® creates a continuous connection from floor to beam/header without the expense of splitting and reattaching the column. This labor saving product is easy to install and delivers wind uplift resistance especially important in coastal and high wind areas. Currently available for 8" and 10" round (tapered and no-taper) and square PermaCast® columns. Kits are available with or without threaded rod in lengths up to 12'*

SQUARE PERMACAST® COLUMN DIMENSIONS (In Inches)*

Column Size	A	C	D	E	F	G	J	K	L	N	O	R	Lengths Available (ft.)
6"	6"	9 1/8"	1 1/8"	1 5/8"	5/8"	1"	1 1/4"	1 3/8"	9 1/8"	N/A	N/A	3 3/8"	6,8,9,10
8"	8"	11 1/8"	1 7/8"	1 3/4"	5/8"	1"	1 3/8"	1 3/8"	10 15/16"	4"	3 1/8"	4 1/4"	6,8,9,10,12
10"	10"	13 1/8"	2 1/4"	2 3/8"	3/4"	1"	1 1/4"	1 13/16"	12 1/2"	4"	4 1/8"	5 1/8"	51",6,8,9,10,12,14,16
12"	12"	16 1/8"	2 3/8"	2 3/8"	7/8"	1"	1 3/4"	2 1/8"	16 11/16"	N/A	N/A	6 1/8"	8,9,10,12,14,16,18
14"	14"	19 3/8"	3 1/8"	2 7/8"	1 1/16"	1 1/8"	2 1/16"	2 1/2"	19 1/16"	N/A	N/A	7 9/16"	8,10,12
16"	16"	22 1/8"	3 7/8"	3 3/8"	1 1/8"	1 1/8"	2 3/8"	2 3/4"	21 1/2"	N/A	N/A	8 3/8"	8,10,12,14,16,18,20

☐ Fluted Square.

*There may be a variance of up to 1/4" in all dimensions.


• Split columns are not load bearing. • See page 18 for Decorative Capital dimensions.

Versatility of Square Columns

The design and versatility of an HB&G® square column has enhanced its popularity with today's architects. The HB&G® Square PermaCast® column lineup includes plain, recessed panel, fluted, and Craftsman styles. An unlimited combination of styles can be achieved by various uses of the panel moulding, neck moulding, and caps and bases. Additionally, the square column is not tapered and can be cut to any height without affecting the fit of the caps and bases.

*Patent 9689674



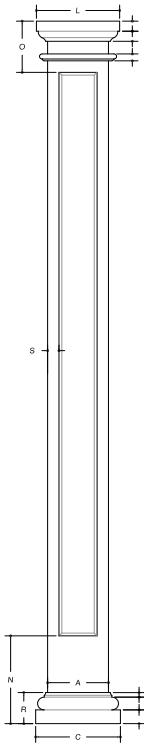
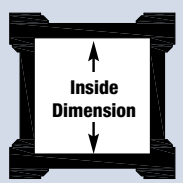


Recessed Panel **PERMA**Cast® Columns

RECESSED PANEL INSIDE DIMENSION

Inside dimension may vary up to 1/4".

Col. Size	Inside
8"	5-5/8"
10"	7-1/2"
12"	9-1/2"
14"	11"



Neck mould is adjustable and can be applied anywhere on column.

Square Column with Poly Tuscan Cap and Base

SQUARE RECESSED PANEL PERMACAST® COLUMN DIMENSIONS (In Inches)*

Column Size	A	C	D	E	F	G	J	K	L	N	O	R	S	Recess Depth	Lengths Available (ft.)
8"	8"	11 1/8"	1 7/8"	1 3/4"	5/8"	1"	1 3/8"	1 3/8"	10 15/16"	12"	7"	4 1/4"	1 1/2"	1/2"	8,9,10
10"	10"	13 1/16"	2 1/4"	2 1/16"	3/4"	1 1/4"	1 1/4"	1 13/16"	12 3/4"	14 1/2"	8 1/2"	5 3/16"	1 1/2"	1/2"	8,9,10
12"	12"	16 3/16"	2 13/16"	2 3/8"	7/8"	1 1/4"	1 3/4"	2 1/16"	16 11/16"	18"	10 1/2"	6 1/16"	2 1/4"	3/16"	8,9,10,12,14
14"	14"	19 3/8"	3 5/8"	2 7/8"	1 1/16"	1 1/8"	2 1/16"	2 1/8"	19 1/16"	21"	12 1/4"	7 7/16"	2 5/8"	3/4"	8,10,14

See page 18 for Decorative Capital dimensions.

*Recessed Panel columns are not split.


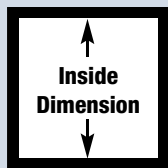


CRAFTSMAN

PERMACAST® COLUMN

CRAFTSMAN INSIDE DIMENSION
 Inside dimension may vary up to 1/4".
 Splitting a column will decrease inside dimension 1/8".

Column Size	Top	Bottom
10" x 5 1/2"	4 1/2"	9"
10 1/4" x 7 1/2"	6 1/2"	9 1/4"
10" x 8"	6 1/2"	8 1/2"
12" x 8"	1 3/8"	2 1/2"
12" x 10"	9"	11"
14" x 12"	11"	13"
16" x 9"	8"	15"
16" x 12"	10 1/2"	14 1/2"



Neck mould is adjustable and can be applied anywhere on column.*

CRAFTSMAN COLUMN DIMENSIONS (IN INCHES)

	A	B	C	D	E	F	G	J	K	L	R	LENGTH
10" x 5 1/2"	10"	5 1/2"	13"	2 1/2"	2 3/8"	1 1/16"	1"	1 3/8"	1 3/8"	9 5/8"	5 7/8"	66"
10 1/4" x 7 1/2"	10 1/4"	7 1/2"	13 1/2"	2 3/8"	2 1/4"	3/4"	1"	1"	1"	10 1/4"	5 3/8"	7'
10" x 8"	9 1/2"	7 1/2"	12 3/4"	2 3/8"	2 1/8"	3/4"	1"	1"	1 3/8"	10 1/4"	5 1/4"	66"
12" x 8"	12"	7 7/8"	16 9/16"	2 1/2"	2 1/2"	1 1/16"	1"	1 3/8"	1 3/8"	10 15/16"	6 1/16"	5', 6'
12" x 10"	12"	10"	16 9/16"	2 1/2"	2 1/2"	1 1/16"	1"	1 3/8"	1 3/8"	12 3/4"	6 1/16"	6', 10'
14" x 12"*	14"	12"	18 3/4"	3 3/8"	3"	1"	1"	1 3/8"	2"	17 1/8"	7 3/8"	9'
16" x 9"	16"	9"	18 3/4"	2 1/2"	2 1/2"	1 1/16"	1"	1 3/8"	1 3/8"	13 1/4"	6 1/16"	58"
16" x 9"	16"	9"	19 1/16"	2 1/2"	2 1/2"	1 1/16"	1"	1 3/8"	1 3/8"	13 1/4"	6 1/16"	6', 8'
16" x 12"	15 1/4"	11 1/2"	21 1/2"	3 7/8"	3 5/16"	1 3/16"	1"	1 3/8"	2"	15 1/4"	8 7/16"	58", 6', 8'



*Has 1/3" to 2/3" taper.

NOTE: Neck mould is not applied. Flashing and Installation Kit is not available for Craftsman Columns with Poly Tuscan cap and base sets.

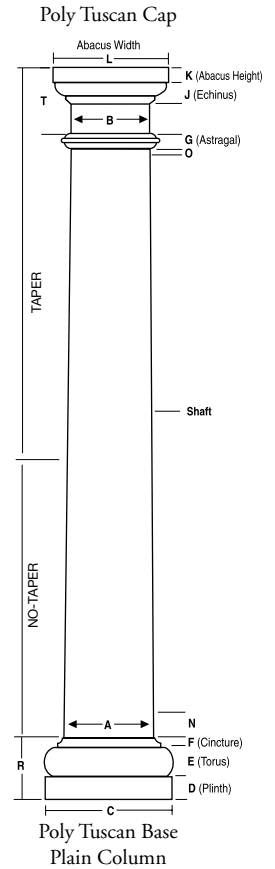
- Split columns are not load bearing.



Round PERMACast® Columns

COL. SIZE	A	B	C	D	E	F	G	J	K	L	O	N	R	T	LENGTHS AVAIL. (ft.)
6"	5 5/8"	4 3/8"	9"	1 1/8"	1 1/8"	3/8"	3/4"	1 1/4"	1 1/8"	8"	1"	6 1/4"	3 1/8"	4 7/16"	4,6,8
8"	7 3/8"	6 1/4"	10 1/2"	1 7/8"	1 1/4"	3/4"	3/4"	1 1/4"	1 1/2"	9 1/4"	1 1/2"	2 1/4"	4 3/8"	4 1/2"	5,6,8,10,12
10"	9 3/8"	8 1/8"	13 3/8"	2 3/8"	2 1/8"	3/4"	3/4"	1 1/4"	1 3/4"	11 1/4"	3/8"	2 1/4"	5 1/4"	5"	6,8,10,12
12"	11 3/8"	9 3/8"	16 1/2"	2 3/8"	2 3/8"	7/8"	1 1/8"	1 1/4"	2 1/4"	13 3/4"	3/4"	2 3/8"	6 1/4"	5 3/4"	6,8,10,12,14,16,18
14"	13 3/8"	11 3/8"	19 1/2"	3 3/8"	3 3/8"	1 1/8"	7/8"	2"	2 3/4"	17"	7/8"	2 3/8"	7 3/8"	7"	8,10,12,14,16,18,20
16"	15 3/4"	13 3/8"	22 3/8"	4"	3 1/2"	1 1/8"	1"	2 1/4"	3"	19 3/4"	1"	3"	8 3/8"	8"	8,10,12,14,16,18,20
18"	17 1/2"	15 3/8"	24 3/8"	4"	4"	1 1/8"	1 1/8"	2 3/4"	3 3/8"	22 3/8"	1 1/2"	10 3/4"	9 3/8"	8 3/8"	10,12,14,16,18,20,22,24,26
20"	19 1/2"	17 3/16"	27"	4 3/4"	4 1/2"	2"	1 1/8"	2 3/8"	3 3/8"	24 1/2"	1 1/2"	10 3/4"	11 1/4"	9"	10,12,14,16,18,20,22,24
22"	21 3/8"	19 3/4"	30 1/4"	5 3/8"	4 7/8"	2"	1 3/8"	3"	3 3/4"	27 1/2"	1 1/2"	10 3/4"	12 1/4"	10 3/4"	16,18,20,22,24,26
24"	23 3/8"	21 1/4"	33 1/2"	5 7/8"	5 1/4"	2 3/8"	2 3/8"	3 1/2"	4 1/8"	30 1/2"	1 1/2"	10 3/4"	13 3/8"	11 1/8"	12,14,16,18,20,22,24,26,28,30
28"	28"	24 3/8"	38"	6 3/4"	6"	2 3/4"	2 3/8"	3 3/4"	4 3/4"	33 3/8"	1 1/2"	10 3/4"	15 1/2"	11 3/4"	20,22,24,26,28
30"	29 3/8"	26 1/2"	41 1/8"	6 1/2"	5 7/8"	2 1/2"	3 3/16"	4"	4 3/4"	38 3/4"	1 1/2"	10 3/4"	14 3/8"	14 3/8"	20,22,24,26,28,30

*There may be a variance of up to 1/4" in all dimensions. Fluted columns available in all diameters. See page 16 for Parallel dimensions. See page 18 for Decorative Capital dimensions. Standard Fluted Column (Fluted in mold)
 • Split columns are not load bearing.



COLUMN-LOC®

Column-Loc® creates a continuous connection from floor to beam/header without the expense of splitting and reattaching the column. This labor saving product is easy to install and delivers wind uplift resistance especially important in coastal and high wind areas. Currently available for 8" and 10" round (tapered and no-taper) and square PermaCast® columns. Kits are available with and without threaded rod in lengths up to 12'*



PLUMB-FIT®

To make installation even easier our 6"-12" round and square poly Tuscan Cap and Base Sets with flashing cap now come with the Plumb-Fit® patented* installation system included.

ROUND PERMACAST® PORCH INSTALLATION BRACKET

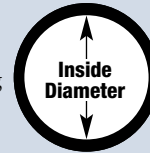
The HB&G® Porch Installation Bracket includes the bracket and all required hardware. The bracket fits 20" - 30" Plain Round PermaCast® Columns and will secure a 2nd story porch to our PermaCast® Columns. Three brackets are required for each column.



*Patent 9689674

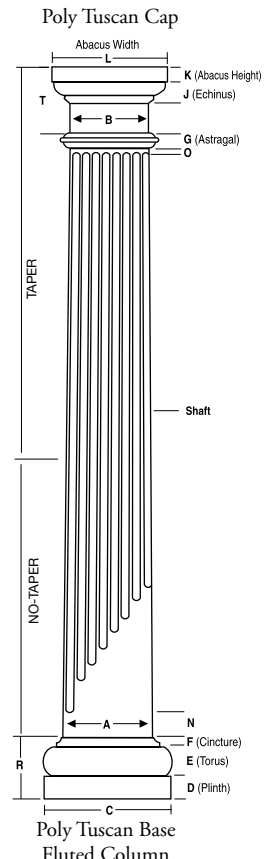
ROUND PERMACAST® INSIDE DIMENSIONS

Inside dimension may vary up to 1/8". Splitting a column will decrease inside dimension 1/8".

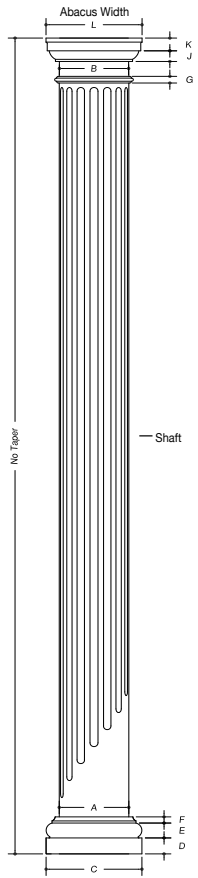


COLUMN SIZE	TOP I.D.	BOT I.D.
6"	3 3/8"	4 3/8"
8"	5 1/2"	6 3/8"
10"	7 3/8"	8 3/8"
12"	8 3/8"	10 3/8"
14"	10 3/8"	12 3/8"
16"	12 3/8"	15"
18"	14 3/8"	16 3/8"
20"	16 3/8"	19"
22"	18 3/4"	20 3/8"
24"	20 3/4"	22 3/8"
28"	22"	26 1/2"
30"	25 1/4"	28 3/8"

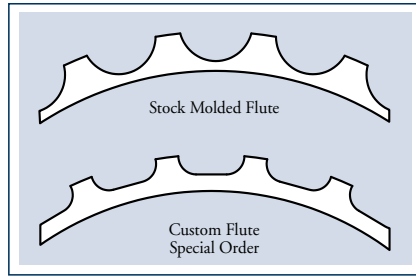
*Plain columns only



Fluted Round **PERMA**Cast® Columns



PermaCast® No-Taper Column with Poly Tuscan Cap and Base



HB&G® OFFERS TWO DISTINCTIVE TYPES OF FLUTES.

Stock Molded Flute: Available in diameters of 8" x 8' – 16" x 12' columns (See price guide for specific lengths available.) The stock molded flute is part of the manufacturing process and cannot be altered.

Custom Flute: The custom flute is milled after the column is manufactured and can be modified to your specific length. All round PermaCast® columns, 6" x 4' – 30" x 30', are available with an optional custom flute. (Call a customer service representative for pricing and lead times.) Adjusted Flutes available.

*ID may vary from "Stock" Flutes



Round No-Taper **PERMA**Cast® Columns

ROUND NO-TAPER PERMACAST® COLUMN DIMENSIONS (IN INCHES)

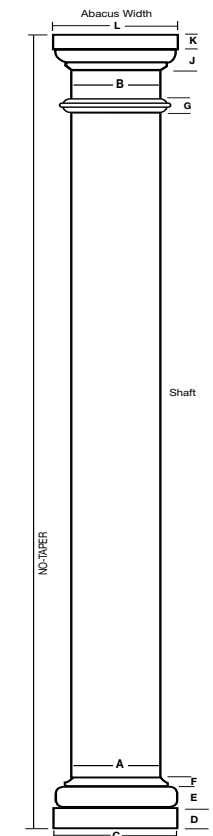

Col. Size	A	B	C	D	E	F	G	J	K	L	Lengths Available (ft)
6"	5-5/8"	5-5/8"	7-3/4"	1-3/8"	1-1/4"	9/16"	3/4"	5/8"	1-1/8"	8-1/4"	8, 9
8"	7-5/8"	7-5/8"	10-1/2"	1-7/8"	1-3/4"	3/4"	3/4"	1-1/4"	1-1/2"	10-5/8"	6, 8, 9, 10
10"	9-5/8"	9-5/8"	13-1/8"	2-3/8"	2-1/8"	3/4"	3/4"	1-1/4"	1-3/4"	12-13/16"	6, 8, 9, 10, 12
12"	11-5/8"	11-5/8"	16-1/2"	2-7/8"	2-3/8"	7/8"	13/16"	1-1/4"	2"	15-7/8"	6, 8, 9, 10, 12
14"	13-5/8"	13-5/8"	19-1/2"	3-3/8"	3-1/8"	1-1/8"	7/8"	2-1/4"	3"	19-1/8"	6, 8, 9, 10, 12, 14
16"	15-3/4"	15-3/4"	22-1/8"	4"	3-1/2"	1-1/8"	1"	2-1/4"	2-3/4"	22"	6, 8, 9, 10, 12, 14, 16, 18, 20
18"	17-1/2"	17-1/2"	24-5/8"	4"	4"	1-5/8"	1-1/8"	2-3/4"	3-1/8"	24-5/8"	6, 8, 9, 10, 12, 14, 16, 18, 20
24"	24"	24"	33-1/2"	5-3/4"	5-1/4"	2-3/16"	2-3/16"	3-1/2"	4-1/8"	33-3/8"	8, 9, 10, 12, 14, 16, 18, 24

Neck mould not included.

Flashing and Installation Kit not available with No-Taper Tuscan cap and base sets.


• Split columns are not load bearing.

NECK MOULD FOR NO-TAPER COLUMN – SOLD SEPARATELY



PermaCast® Plain No-Taper Column with Poly Tuscan Cap and Base

HB&G's number one goal is finding ways that we can save you time and make your life easier.



PermaCast® PermaFlashing and Installation Kit

The PermaCast® flashing with Plumb-Fit® and installation kit is available in selected Tuscan cap and base sets.*

This innovation will not only save time but will keep the elements out of the column and secure the top and bottom of the column.

*Not available in Tuscan cap and base sets for Craftsman, No-taper, PermaLite®, and Wood columns.

Split Column Assembly and Flange Kits

HB&G® offers a split kit and a split kit with flange option with an improved MMA adhesive.

These kits can be purchased separately. **MMA**

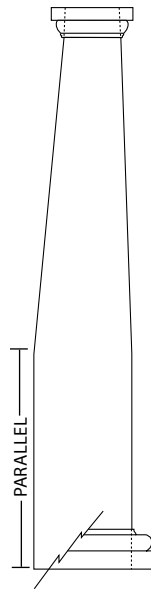
adhesive must be stored in a climate-controlled environment.



Installation Kit for Beveled Cap and Base



Installation Kit



Entasis - Parallel Dimensions are used to specify where the column begins to taper. These dimensions use length from the bottom of the column shaft to the point where the taper begins. This is necessary to determine how much a column can be shortened before the base begins to fit loosely. Filler and caulking may be used to fill the gap between the base and shaft if it is necessary to shorten the column beyond the parallel dimension.

PARALLEL DIMENSIONS

Column Size	Parallel Dim.	Column Size	Parallel Dim.
6x4	0"	18x18	60"
6x6	8"	18x20	84"
6x8	32"	18x22	49"
8x5	12"	18x24	73"
8x6	24"	18x26	97"
8x8	32"	20x10	0"
8x9	28"	20x12	0"
8x10	40"	20x14	0"
10x6	8"	20x16	4"
10x8	32"	20x18	28"
10x9	28"	20x20	52"
10x10	40"	20x22	76"
10x12	48"	20x24	100"
12x6	8"	22x16	45"
12x8	32"	22x18	69"
12x9	8"	22x20	93"
12x10	32"	22x22	53"
12x12	48"	22x24	77"
12x14	59"	22x26	101"
12x16	40"	24x12	21"
12x18	73"	24x14	45"
14x8	32"	24x16	69"
14x9	12"	24x18	93"
14x10	24"	24x20	75"
14x12	48"	24x22	99"
14x14	27"	24x24	123"
14x16	51"	24x26	77"
14x18	75"	24x28	101"
16x8	16"	24x30	125"
16x10	40"	28x20	20"
16x12	29"	28x22	44"
16x14	53"	28x24	68"
16x16	36"	28x26	92"
16x18	60"	28x28	116"
16x20	84"	30x20	56"
18x8	0"	30x22	80"
18x10	16"	30x24	140"
18x12	40"	30x26	75"
18x14	48"	30x28	99"
18x16	36"	30x30	123"

Column Size	Bottom Diameter
6x4	5 ³ / ₈ "
18x8	17 ¹ / ₄ "
20x10	18 ¹¹ / ₁₆ "
20x12	18 ⁵ / ₁₆ "
20x14	19 ¹ / ₄ "

PERMA Capitals and Bases

Choosing the right cap and base for your columns is as important as the selection of the column itself. The right cap and base can define the style of the front porch and create an atmosphere that complements your lifestyle. The cap and base options offered by HB&G® are shown on page 9. Please refer to the following data that corresponds with your cap and base selection to ensure that you end up with the products that work best for you.

CAPITAL AND BASE OPTIONS

Most capitals and bases for PermaCast® columns are made of polyurethane and are decorative. The shaft fits through the center of the capital and base and does not alter the height of the shaft. Decorative capitals for round PermaCast® columns will alter the height of the shaft.

TUSCAN CAP AND BASES

The Tuscan style is standard and best complements the PermaCast® column. The Tuscan is available for all round and square shafts. For dimension see pages 11-12, 14-15, and 18.

DECORATIVE CAPITAL

Five styles of decorative capitals are available for all round tapered and square shafts. Using a decorative capital with a round PermaCast® shaft will alter the height of the shaft. Decorative capitals do not alter the height of the shaft when used on a square PermaCast® Column.

ATTIC BASE

Attic Bases are used for a more ornate look and come in 1 or 2 pieces depending on their size.

COLONIAL CAP AND BASE

Referred to as our low profile cap and base, the Colonial is designed specifically for use in applications where railing will be attached to the column. Available for PermaCast® round and square shafts 6"-12".

CROWN CAP

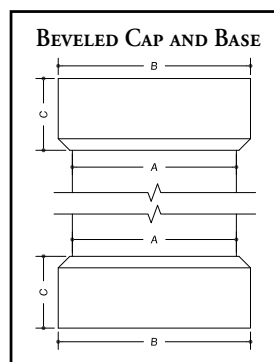
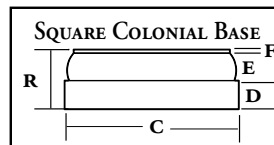
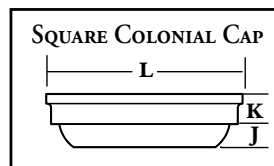

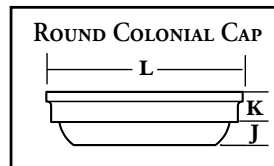
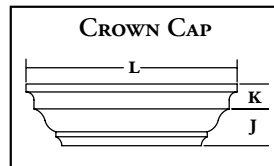
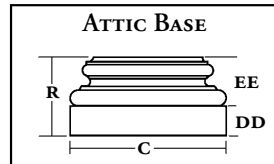
Available for PermaCast® Square shafts 6-12".

PERMATUFF® CAP AND BASE

A durable hard shell base combined with a poly cap. Designed for high traffic applications. Available for PermaCast® round shafts 8"-12".

BEVELED CAP AND BASE

Designed to deliver a popular, more contemporary appearance, beveled caps and bases are available for PermaCast® Square shafts 6-12".



DIMENSIONS OF ATTIC BASE FOR ROUND AND SQUARE COLUMNS

COLUMN SIZE	ROUND ATTIC				COLUMN SIZE	SQUARE ATTIC			
	C	DD	EE	R		C	DD	EE	R
6"	8 ⁵ / ₁₆ "	1 ¹ / ₈ "	2 ³ / ₄ "	4 ¹ / ₂ "	6"	8 ⁷ / ₁₆ "	1 ¹ / ₈ "	2 ⁷ / ₈ "	4 ¹ / ₄ "
8"	10 ¹ / ₈ "	1 ⁷ / ₈ "	3 ¹ / ₄ "	5 ¹ / ₈ "	8"	11"	1 ⁷ / ₈ "	3 ¹ / ₄ "	5 ¹ / ₈ "
10"	13"	2 ¹ / ₂ "	3 ⁷ / ₈ "	6 ³ / ₈ "	10"	13 ³ / ₈ "	2 ³ / ₈ "	4"	6 ³ / ₈ "
12"	16 ¹ / ₈ "	3"	4 ¹ / ₂ "	7 ¹ / ₂ "	12"	17"	2 ³ / ₄ "	4 ¹ / ₂ "	7 ¹ / ₄ "
14"	19 ¹ / ₄ "	3 ³ / ₈ "	5 ³ / ₈ "	8 ³ / ₄ "	14"	N/A	N/A	N/A	N/A
16"	21 ³ / ₄ "	4"	6 ¹ / ₂ "	10 ¹ / ₂ "	16"	22 ¹ / ₄ "	4"	6 ¹ / ₄ "	10 ¹ / ₄ "
18"	25"	4 ³ / ₈ "	7 ¹ / ₄ "	11 ³ / ₈ "	18"	N/A	N/A	N/A	N/A
20"	27 ¹ / ₁₆ "	4 ⁷ / ₈ "	8 ¹ / ₄ "	13 ³ / ₈ "	20"	N/A	N/A	N/A	N/A
22"	30 ¹ / ₄ "	5 ³ / ₈ "	9 ¹ / ₄ "	14 ³ / ₈ "	22"	N/A	N/A	N/A	N/A
24"	33 ¹ / ₂ "	6"	10 ¹ / ₄ "	16 ¹ / ₄ "	24"	N/A	N/A	N/A	N/A
28"	38"	6 ³ / ₄ "	11 ³ / ₈ "	18 ¹ / ₂ "	28"	N/A	N/A	N/A	N/A
30"	41 ¹ / ₄ "	6 ¹ / ₂ "	11 ¹ / ₄ "	17 ³ / ₄ "	30"	N/A	N/A	N/A	N/A

CROWN CAP* FOR SQUARE COLUMN DIMENSIONS

Column Size	K	J	L
6"	1 ⁹ / ₁₆ "	2 ⁵ / ₁₆ "	11 ¹ / ₄ "
8"	1 ⁹ / ₁₆ "	2 ⁵ / ₁₆ "	13 ¹ / ₄ "
10"	1 ⁹ / ₁₆ "	2 ⁵ / ₁₆ "	15 ¹ / ₄ "
12"	1 ⁹ / ₁₆ "	2 ⁵ / ₁₆ "	17 ¹ / ₄ "

*Made from Polyurethane

COLONIAL ROUND CAP AND BASE DIMENSIONS*

Col. Size	C	D	E	F	J	K	L	R
6"	7 ¹ / ₄ "	1 ³ / ₈ "	1 ¹ / ₄ "	1 ¹ / ₄ "	1"	1 ¹ / ₄ "	7"	2 ⁷ / ₈ "
8"	9 ¹ / ₈ "	1 ¹ / ₂ "	1 ⁵ / ₁₆ "	1 ¹ / ₄ "	1 ¹ / ₁₆ "	1 ³ / ₈ "	9"	3"
10"	11 ³ / ₁₆ "	1 ¹ / ₂ "	1 ¹ / ₄ "	1 ¹ / ₄ "	1 ¹ / ₁₆ "	1 ³ / ₈ "	10 ¹ / ₁₆ "	3"
12"	13 ¹ / ₈ "	1 ¹ / ₂ "	1 ¹ / ₄ "	1 ¹ / ₄ "	1 ¹ / ₁₆ "	1 ³ / ₈ "	12"	3"

*Low profile option.

COLONIAL SQUARE CAP AND BASE DIMENSIONS*

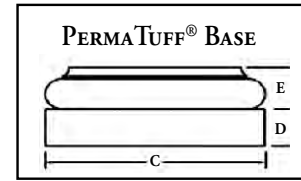

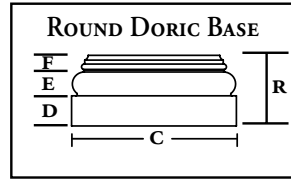
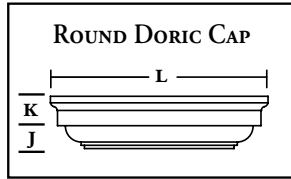
Col. Size	C	D	E	F	J	K	L	R
6"	8 ⁵ / ₈ "	1 ¹ / ₄ "	1 ¹ / ₁₆ "	7 ¹ / ₁₆ "	5 ⁵ / ₈ "	1"	7 ¹⁵ / ₁₆ "	2 ³ / ₄ "
8"	10 ⁵ / ₈ "	1 ¹ / ₄ "	1 ¹ / ₁₆ "	7 ¹ / ₁₆ "	15 ¹⁵ / ₁₆ "	1"	9 ¹⁵ / ₁₆ "	2 ³ / ₄ "
10"	12 ³ / ₈ "	1 ¹ / ₄ "	1 ¹ / ₁₆ "	7 ¹ / ₁₆ "	15 ¹⁵ / ₁₆ "	1 ¹ / ₄ "	12 ³ / ₈ "	2 ³ / ₄ "
12"	14 ³ / ₈ "	1 ¹ / ₄ "	1 ¹ / ₁₆ "	7 ¹ / ₁₆ "	1"	1 ³ / ₈ "	14 ³ / ₈ "	2 ³ / ₄ "

*Low profile option.

BEVELED CAP & BASE SET*

Size	A	B	C
6"	6"	8-1/8"	3-1/2"
8"	8"	10-1/8"	3-1/2"
10"	10"	12-1/8"	5-1/2"
12"	12"	14-1/8"	5-1/2"

*For Square PermaCast® Columns
See Installation Kit on page 16.



DORIC CAP AND BASE DIMENSIONS								
Column Size	C	D	E	F	J	K	L	R
8"	10 ³ / ₈ "	1 ⁷ / ₈ "	1 ³ / ₈ "	7 ⁸ / ₈ "	1"	1 ³ / ₈ "	10"	4 ⁷ / ₁₆ "
10"	12 ¹³ / ₁₆ "	2 ³ / ₈ "	2 ¹ / ₁₆ "	1 ¹ / ₈ "	1 ¹ / ₁₆ "	1 ¹¹ / ₁₆ "	12 ¹ / ₂ "	5 ⁹ / ₁₆ "
12"	15 ¹ / ₂ "	2 ⁷ / ₈ "	2 ¹ / ₂ "	1 ³ / ₈ "	1 ⁹ / ₁₆ "	2"	15"	6 ¹¹ / ₁₆ "
14"	18 ¹ / ₈ "	3 ³ / ₁₆ "	2 ⁷ / ₈ "	1 ⁹ / ₁₆ "	1 ¹³ / ₁₆ "	2 ³ / ₈ "	17 ¹ / ₂ "	7 ¹³ / ₁₆ "
16"	20 ⁷ / ₈ "	3 ³ / ₄ "	3"	2 ¹ / ₄ "	1 ⁹ / ₁₆ "	2 ³ / ₄ "	20 ¹ / ₂ "	9"
18"	23 ¹ / ₄ "	4"	3 ¹ / ₂ "	2 ¹ / ₂ "	1 ³ / ₄ "	3"	23 ¹ / ₈ "	10"

TUSCAN PERMATUFF® BASE AND POLY CAP DIMENSIONS						
Col. Size	C	D	E	F	G	H
8"	10-1/4"	1-7/8"	2-3/8"	9-1/4"	1-1/2"	1-1/4"
10"	12-7/8"	2-3/8"	2-7/8"	11-1/4"	1-3/4"	1-1/4"
12"	15-1/4"	2-3/4"	3-1/4"	13-3/4"	2-1/4"	1-3/4"

*Not Available Split


DECORATIVE CAPITAL DIMENSIONS FOR ROUND TAPERED AND SQUARE COLUMNS (IN INCHES)

Size of Columns (Diameter at bottom of shaft)	6"		8"		10"		12"		14"		16"		18"		20"		22"		24"		28"		30"			
	ROUND	SQUARE	ROUND	SQUARE	ROUND	SQUARE	ROUND	SQUARE	ROUND	SQUARE	ROUND	SQUARE	ROUND	SQUARE	ROUND	SQUARE	ROUND	SQUARE	ROUND	SQUARE	ROUND	SQUARE	ROUND	SQUARE		
Roman Ionic	Height	3 ¹³ / ₁₆ "	3 ¹³ / ₁₆ "	4 ¹ / ₈ "	4"	4 ⁷ / ₈ "	4 ³ / ₈ "	6 ¹ / ₄ "	5 ³ / ₈ "	6 ³ / ₄ "	8 ⁷ / ₈ "	9 1/2"	9 ¹ / ₂ "	9 ⁹ / ₁₆ "	9 ⁷ / ₁₆ "	N/A	N/A	N/A	N/A	N/A	N/A	N/A	N/A	N/A	N/A	
	Abacus	10 ¹ / ₈ "	8 ¹ / ₈ "	11 ¹¹ / ₁₆ "	10 ³ / ₄ "	14 ³ / ₄ "	12 ¹ / ₂ "	16 ⁷ / ₈ "	17 ¹ / ₈ "	19 ¹³ / ₁₆ "	26"	25 ¹ / ₄ "	25 ¹ / ₄ "	25 ⁶ / ₁₆ "	26 ⁶ / ₈ "	N/A	N/A	N/A	N/A	N/A	N/A	N/A	N/A	N/A	N/A	
	Projection	3 ¹ / ₄ "	3 ¹ / ₈ "	3"	4 ¹ / ₈ "	4 ¹ / ₄ "	5"	6 ¹ / ₄ "	7 ¹ / ₈ "	8"	8 ¹ / ₂ "	11 ¹ / ₄ "	11 ¹ / ₄ "	10"	9 ⁷ / ₈ "	N/A	N/A	N/A	N/A	N/A	N/A	N/A	N/A	N/A	N/A	
	O/S to O/S	12 ¹ / ₈ "	10 ¹ / ₂ "	13 ¹³ / ₁₆ "	13 ⁹ / ₁₆ "	17 ¹ / ₄ "	16 ¹ / ₂ "	23 ¹ / ₈ "	22 ¹ / ₁₆ "	24 ³ / ₈ "	32 ¹ / ₈ "	31 ³ / ₄ "	31 ³ / ₄ "	33"	34"	N/A	N/A	N/A	N/A	N/A	N/A	N/A	N/A	N/A	N/A	
	Inside Dia.*	2 ⁷ / ₈ "	4 ¹ / ₂ "	4 ¹ / ₂ "	5"	5"	5"	5"	11 ¹ / ₂ "	13 ¹ / ₈ "	15 ¹ / ₈ "	17 ¹ / ₈ "	19 ¹ / ₈ "	21 ³ / ₄ "	21 ³ / ₄ "	N/A	N/A	N/A	N/A	N/A	N/A	N/A	N/A	N/A	N/A	
Greek Ionic	Height	5 ¹ / ₂ "	4 ¹ / ₈ "	6 ³ / ₄ "	5 ⁵ / ₈ "	6 ³ / ₄ "	6 ⁹ / ₁₆ "	9 ¹ / ₄ "	7"	10 ³ / ₈ "	11"	10 ³ / ₁₆ "	11 ³ / ₈ "	13 ⁷ / ₈ "	13 ⁷ / ₈ "	N/A	N/A	N/A	N/A	N/A	N/A	N/A	N/A	N/A	19 ¹ / ₄ "	
	Abacus	11"	7 ⁹ / ₁₆ "	12 ⁵ / ₈ "	10 ¹¹ / ₁₆ "	16"	14 ³ / ₈ "	17 ³ / ₄ "	15 ¹ / ₈ "	22 ¹ / ₈ "	26 ¹³ / ₁₆ "	22 ¹³ / ₁₆ "	25 ¹ / ₄ "	29"	29"	N/A	N/A	N/A	N/A	N/A	N/A	N/A	N/A	N/A	42 ¹ / ₂ "	
	Projection	4 ⁵ / ₈ "	3 ⁵ / ₈ "	4 ⁷ / ₈ "	5"	5 ⁵ / ₈ "	7 ¹ / ₂ "	7 ¹ / ₄ "	6 ¹ / ₂ "	10 ¹ / ₄ "	10 ³ / ₄ "	9 1/2"	11 ¹ / ₄ "	15 ¹ / ₂ "	15 1/2"	N/A	N/A	N/A	N/A	N/A	N/A	N/A	N/A	N/A	19 ¹ / ₂ "	
	O/S to O/S	14 ¹ / ₂ "	11 ⁷ / ₈ "	17 ⁹ / ₁₆ "	14 ¹⁵ / ₁₆ "	20 ⁷ / ₈ "	20 ¹¹ / ₁₆ "	26 ³ / ₈ "	20 ¹¹ / ₁₆ "	29 ¹ / ₄ "	36 ³ / ₁₆ "	29 ¹ / ₈ "	31 ³ / ₄ "	43 ¹ / ₂ "	43 ¹ / ₂ "	N/A	N/A	N/A	N/A	N/A	N/A	N/A	N/A	N/A	60 ³ / ₄ "	
	Inside Dia.*	2 ³ / ₈ "	4 ¹ / ₂ "	4 ¹ / ₂ "	5"	5"	5"	11 ¹ / ₂ "	11 ¹ / ₂ "	13 ¹ / ₈ "	15 ¹ / ₈ "	15 ¹ / ₈ "	17 ¹ / ₈ "	19 ³ / ₈ "	21 ³ / ₄ "	N/A	N/A	N/A	N/A	N/A	N/A	N/A	N/A	N/A	26 ¹ / ₂ "	
Temple of the Winds	Height	8 ⁷ / ₁₆ "	8"	11 ¹ / ₂ "	10 ¹ / ₁₆ "	13 ⁷ / ₈ "	11 ³ / ₈ "	20 ¹ / ₂ "	16 ¹ / ₄ "	18 ¹ / ₄ "	21 ¹³ / ₁₆ "	21 ⁷ / ₈ "	23"	24 ¹ / ₈ "	27 ⁷ / ₈ "	N/A	N/A	N/A	N/A	N/A	N/A	N/A	N/A	N/A	N/A	N/A
	Abacus	12 ¹ / ₈ "	11 ⁷ / ₈ "	15 ¹ / ₂ "	13 ⁷ / ₁₆ "	21 ¹³ / ₁₆ "	16 ⁶ / ₁₆ "	25 ³ / ₄ "	23 ¹ / ₄ "	26"	29 ¹³ / ₁₆ "	28 ⁷ / ₈ "	34 ³ / ₄ "	35 ¹ / ₄ "	37 ¹ / ₄ "	N/A	N/A	N/A	N/A	N/A	N/A	N/A	N/A	N/A	N/A	
	Projection	4 ³ / ₈ "	5 ¹ / ₂ "	5 ¹ / ₈ "	6"	8"	7"	9 ⁷ / ₈ "	10 ⁷ / ₈ "	11 ¹ / ₈ "	13 ¹ / ₈ "	12"	15 ¹ / ₂ "	14 ⁷ / ₈ "	16 ¹ / ₈ "	N/A	N/A	N/A	N/A	N/A	N/A	N/A	N/A	N/A	N/A	
	O/S to O/S	12 ¹ / ₈ "	11 ⁷ / ₈ "	15 ¹ / ₂ "	13 ⁷ / ₁₆ "	21 ¹³ / ₁₆ "	16 ⁶ / ₁₆ "	25 ³ / ₄ "	23 ¹ / ₄ "	26"	29 ¹³ / ₁₆ "	28 ⁷ / ₈ "	34 ³ / ₄ "	35 ¹ / ₄ "	37 ¹ / ₄ "	N/A	N/A	N/A	N/A	N/A	N/A	N/A	N/A	N/A	N/A	
	Inside Dia.*	2 ⁵ / ₈ "	4 ¹ / ₂ "	4 ¹ / ₂ "	5"	5"	5"	11 ¹ / ₂ "	11 ¹ / ₂ "	13 ¹ / ₈ "	15 ¹ / ₈ "	15 ¹ / ₈ "	17 ¹ / ₈ "	19 ³ / ₈ "	21 ³ / ₄ "	N/A	N/A	N/A	N/A	N/A	N/A	N/A	N/A	N/A	N/A	
Roman Corinthian	Height	10 ³ / ₄ "	8 ¹¹ / ₁₆ "	13 ¹¹ / ₁₆ "	11 ¹³ / ₁₆ "	17 ³ / ₄ "	14 ³ / ₈ "	20 ¹ / ₈ "	17 ⁵ / ₈ "	22 ¹ / ₁₆ "	26 ¹ / ₂ "	26 ¹ / ₁₆ "	28 ⁷ / ₁₆ "	31 ⁷ / ₈ "	34 ¹ / ₄ "	N/A	N/A	N/A	N/A	N/A	N/A	N/A	N/A	N/A	N/A	
	Abacus	13 ¹ / ₄ "	12 ¹ / ₁₆ "	18"	14 ⁵ / ₈ "	22 ³ / ₈ "	18 ⁷ / ₈ "	26 ¹ / ₄ "	22 ¹³ / ₁₆ "	32 ¹ / ₈ "	37 ¹ / ₂ "	38 ⁷ / ₈ "	41 ⁵ / ₈ "	40 ¹ / ₄ "	45 ¹ / ₄ "	N/A	N/A	N/A	N/A	N/A	N/A	N/A	N/A	N/A	N/A	
	Projection	4 ¹ / ₄ "	4 ¹ / ₄ "	6"	6 ¹ / ₄ "	7 ¹ / ₈ "	8 ¹ / ₄ "	8 ¹ / ₈ "	8 ¹ / ₈ "	14 ¹ / ₄ "	13 ³ / ₈ "	17 ¹ / ₂ "	16 ³ / ₄ "	16"	17 ¹ / ₂ "	N/A	N/A	N/A	N/A	N/A	N/A	N/A	N/A	N/A	N/A	
	O/S to O/S	13 ¹ / ₄ "	12 ¹ / ₁₆ "	18"	14 ⁵ / ₈ "	22 ³ / ₈ "	18 ⁷ / ₈ "	26 ¹ / ₄ "	22 ¹³ / ₁₆ "	32 ¹ / ₈ "	37 ¹ / ₂ "	38 ⁷ / ₈ "	41 ⁵ / ₈ "	40 ¹ / ₄ "	45 ¹ / ₄ "	N/A	N/A	N/A	N/A	N/A	N/A	N/A	N/A	N/A	N/A	
	Inside Dia.*	2 ³ / ₈ "	4 ¹ / ₂ "	4 ¹ / ₂ "	5"	5"	5"	11 ¹ / ₂ "	11 ¹ / ₂ "	13 ¹ / ₈ "	15 ¹ / ₈ "	15 ¹ / ₈ "	17 ¹ / ₈ "	19 ³ / ₈ "	21 ³ / ₄ "	N/A	N/A	N/A	N/A	N/A	N/A	N/A	N/A	N/A	N/A	
Scamozzi	Height	3 ¹ / ₄ "	3 ⁵ / ₈ "	5"	4 ¹ / ₈ "	5 ¹ / ₁₆ "	5 ¹ / ₁₆ "	6 ¹ / ₂ "	5 ³ / ₄ "	7 ¹ / ₁₆ "	8 ¹⁵ / ₁₆ "	8 ³ / ₄ "	8 ³ / ₈ "	10 ¹ / ₄ "	11 ¹ / ₂ "	12 ¹ / ₄ "	15 ¹ / ₄ "	15 ¹ / ₄ "	15 ¹ / ₄ "	15 ¹ / ₄ "	15 ¹ / ₄ "	15 ¹ / ₄ "	15 ¹ / ₄ "	15 ¹ / ₄ "	15 ¹ / ₄ "	
	Abacus	11 ¹ / ₄ "	9 ⁷ / ₈ "	14 ¹ / ₄ "	16 ³ / ₁₆ "	17 ⁷ / ₈ "	16 ³ / ₁₆ "	20 ⁷ / ₈ "	18 ¹ / ₄ "	23 ³ / ₄ "	26"	28 ³ / ₈ "	28 ¹ / ₂ "	32"	36"	38 ¹ / ₄ "	46 ¹ / ₄ "	46 ¹ / ₄ "	46 ¹ / ₄ "	46 ¹ / ₄ "	46 ¹ / ₄ "	46 ¹ / ₄ "	46 ¹ / ₄ "	46 ¹ / ₄ "	46 ¹ / ₄ "	
	Projection	3 ³ / ₈ "	3 ³ / ₈ "	5 ¹ / ₈ "	5 ³ / ₈ "	5 ¹ / ₈ "	6"	5 ¹ / ₄ "	6 ¹ / ₈ "	8 ³ / ₄ "	5 ¹ / ₄ "	10 ¹ / ₄ "	10 ¹ / ₄ "	10 ¹ / ₈ "	12 ¹ / ₂ "	13 ³ / ₄ "	16 ¹ / ₈ "	16 ¹ / ₈ "	16 ¹ / ₈ "	16 ¹ / ₈ "	16 ¹ / ₈ "	16 ¹ / ₈ "	16 ¹ / ₈ "	16 ¹ / ₈ "	16 ¹ / ₈ "	
	O/S to O/S	11 ³ / ₈ "	10"	16 ³ / ₁₆ "	14 ¹ / ₄ "	18 ¹ / ₁₆ "	16 ³ / ₁₆ "	20 ⁷ / ₈ "	18 ³ / ₈ "	23 ³ / ₄ "	26"	28 ³ / ₈ "	28 ³ / ₈ "	32"	36"	38 ¹ / ₂ "	46 ¹ / ₄ "	46 ¹ / ₄ "	46 ¹ / ₄ "	46 ¹ / ₄ "	46 ¹ / ₄ "	46 ¹ / ₄ "	46 ¹ / ₄ "	46 ¹ / ₄ "	46 ¹ / ₄ "	
	Inside Dia.*	2 ⁵ / ₈ "	4 ¹ / ₂ "	4 ¹ / ₂ "	5"	5"	5"	11 ¹ / ₂ "	11 ¹ / ₂ "	13 ¹ / ₈ "	15 ¹ / ₈ "	15 ¹ / ₈ "	17 ¹ / ₈ "	19 ³ / ₈ "	21 ³ / ₄ "	24 ⁵ / ₈ "	26 ¹ / ₂ "	26 ¹ / ₂ "	26 ¹ / ₂ "	26 ¹ / ₂ "	26 ¹ / ₂ "	26 ¹ / ₂ "	26 ¹ / ₂ "	26 ¹ / ₂ "	26 ¹ / ₂ "	

*Inside Diameter

• See page 9 for images.

NOTE: Installation Kit available.



Painting Instructions

Painting instructions for round and square PermaCast® columns:

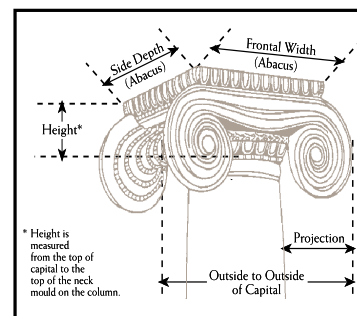
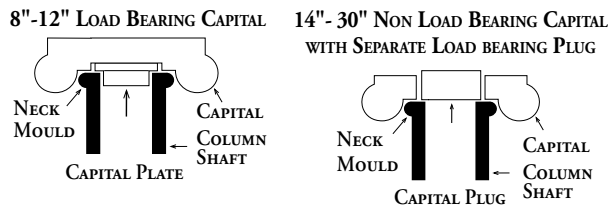
- Rinse and allow to dry completely.
- Prime with high quality exterior latex bonding primer or use an oil-based bonding primer in accordance with paint manufacturer's instructions. A light coat of primer should be applied and allowed to cure fully.
- Paint evenly with several light coats over column with a high quality exterior latex or oil-based paint in accordance with paint manufacturer's instructions.
- Do not paint PermaCast® columns using dark colors (dark colors are considered any color that falls within the L value of 56 to 0). L is a measure of lightness of an object and ranges from 0 (black) to 100 (white).

Tips

- ✓ When ordering a decorative capital order the appropriate base for the column.
- ✓ Decorative capitals for square PermaCast® slide over the shaft and do not use a plug. These decorative capitals will not lengthen or shorten the height of the column.
- ✓ When installing a decorative capital on fluted, recessed panel, or square columns, the capital slides over the shaft. The taller capitals will cover the flutes and require additional caulking to finish.
- ✓ Verify exact opening measurement prior to ordering column length.
- ✓ When installing a PermaCast® column, verify concentric loading of column. 100% of bottom must contact substrate and 75% of top must contact soffit.
- ✓ When attaching hand rails or corner iron to PermaCast® columns, holes must be pre-drilled before applying screws.
- ✓ When ordering panel moulding for square PermaCast® columns, make sure to order enough for four sides of the column.
- ✓ Split columns are left partially intact. Cut with masonry or carbide tip blade.
- ✓ All custom split columns, caps, and bases are nonrefundable.

DECORATIVE CAPITALS FOR ROUND TAPERED PERMACAST® COLUMNS

Adding a load bearing decorative capital to a round PermaCast® column will lengthen or shorten the overall height of the column depending on the height of the capital. Subtract the "T" dimension (from the column dimensions chart) and add the height of the decorative capital +/- 1/4" for overall column height.



NOTE: Decorative Capitals are not designed to fit non-tapered columns.

DECORATIVE CAPITALS FOR SQUARE PERMACAST® COLUMNS

Adding an decorative capital to a square PermaCast® column DOES NOT change the length of the column shaft. The decorative capital simply slides over the shaft. Neck moulding can be applied or not.

